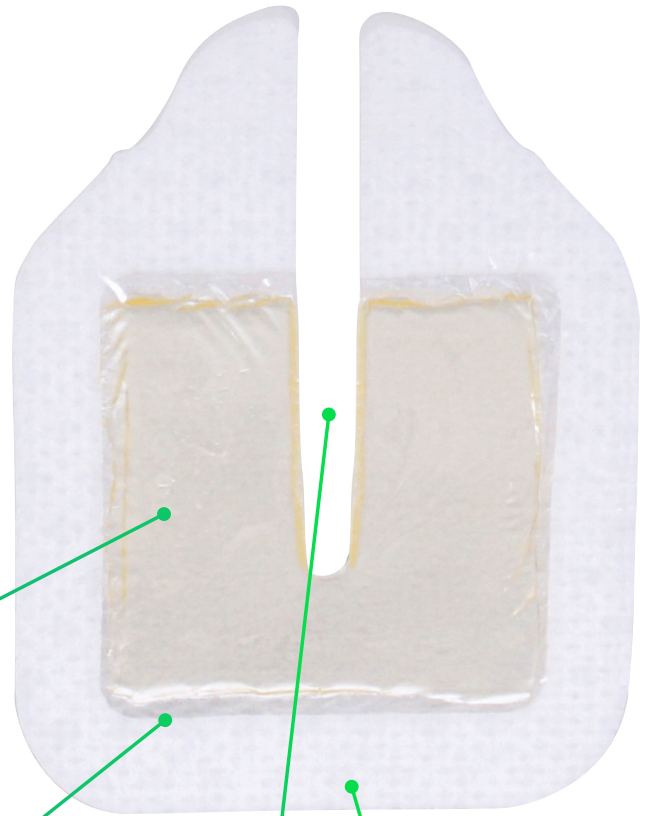


3M™ Tegaderm™ CHG Chlorhexidine Gluconate Gel Pad 1664R

With proven antimicrobial protection for intravenous catheters for over a decade, 3M™ Tegaderm™ CHG technology is now extended to provide protection to a wide variety of percutaneous devices in an easy to use design.



Transparent CHG gel pad

Provides antimicrobial protection and site visibility. No additional moisture is required to activate. Absorbs fluid.*

Highly breathable film

Helps release moisture.

Pre-cut slit

Conforms to a variety of percutaneous devices.

Adhesive border

Gentle, yet strong adherence to skin.

Image has been enlarged to show detail.

Antimicrobial protection

Activates immediately and is proven to reduce skin flora and suppress its regrowth for over 7 days.¹ Effective against a variety of gram-positive, gram-negative bacteria, yeast and mold.² Can absorb blood and fluid without compromising antimicrobial protection.

Versatility

Conforms around a wide variety of percutaneous devices (up to 40 FR) and stays in contact with skin around the insertion site.

Site visibility

Transparency allows continuous visualisation over the insertion site for early identification of complications.

*Bench testing shows that CHG gel pad can absorb 8x its weight in saline and 3x its weight in blood.

¹ *In vivo* time kill of normal skin flora, EM-05-136567, EM-05-000803.

² *In vitro* testing of antimicrobial efficacy, EM-05-666609, EM-05-666611, No clinical correlations are intended with *in vitro* testing.

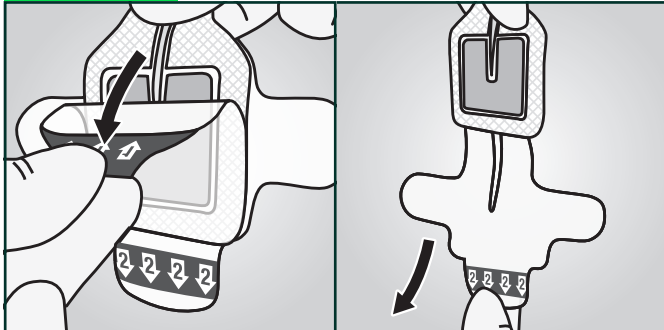
1664R

3M™ Tegaderm™ CHG Chlorhexidine Gluconate Gel Pad can be used for a variety of percutaneous device applications. Follow the below instructions for application and removal:

Product guide

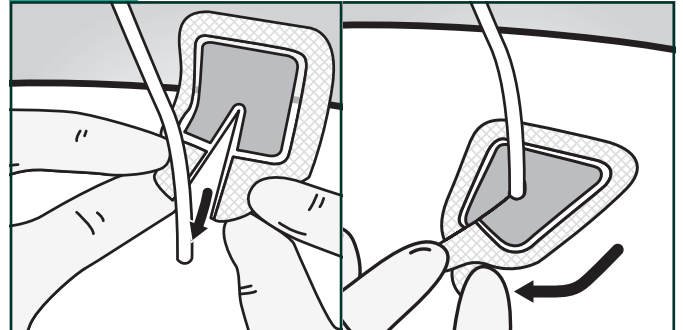
Drains, external fixator pins and other percutaneous devices

Prepare



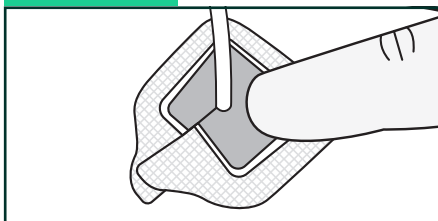
Prepare site according to facility protocol. Ensure site is completely dry. Remove liner 1, then liner 2 as shown above.

Press



Place CHG gel pad around the device, covering the insertion site and ensuring that the device rests upon the slit of the gel pad. Per facility protocol, the CHG gel pad may be used in combination with a transparent semipermeable film dressing (e.g. 3M™ Tegaderm™ HP, 3M™ Tegaderm™ Diamond, 3M™ Tegaderm™ I.V. Port, 3M™ Tegaderm™ I.V. Advanced Securement).

Monitor



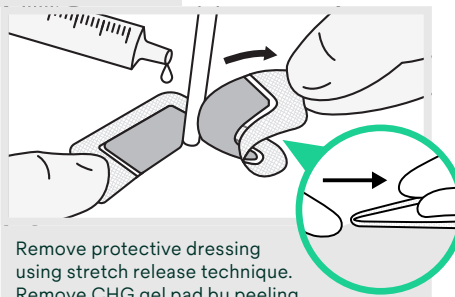
Inspect the CHG gel pad daily and change as necessary, in accordance with facility protocol.

Change the dressing:

- At least every 7 days, or according to facility protocol
- If the gel pad remains displaced when pressed with a gloved finger
- If the gel pad is saturated, when the dressing becomes loose or soiled, or in cases where there is swelling, visible drainage, or lost visibility
- If active bleeding or blood is present outside the gel pad

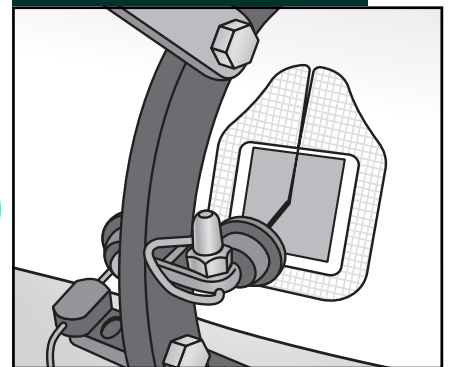
Gel pad is not intended to absorb large quantities of blood or drainage. Cover and protect gel pad during patient bathing or showering.

Removal



Remove protective dressing using stretch release technique. Remove CHG gel pad by peeling back white tabs using low-and-slow technique. If needed, use sterile fluid to help facilitate removal of gel pad.

Other applications



External fixator pin

Important safety information for 3M™ Tegaderm™ CHG Chlorhexidine Gluconate Gel Pad

Do not use Tegaderm CHG Gel Pad on premature infants or infants younger than two months of age. Use of this product on premature infants may result in hypersensitivity reactions or necrosis of the skin. The safety and effectiveness of Tegaderm CHG Gel Pad has not been established in children under 18 years of age. **For full prescribing information, see the instructions for use (IFU).**

Ordering information

Product	Product number	CHG gel pad size	Dressing size	Dressings/box	Boxes/case
	1664R	3cm x 3cm	6.2cm x 4.9cm	25	4

KCI Medical Limited
Charnwood Campus
10 Bakewell Road
Loughborough
England, LE11 5RB
01509 611 611

3M Healthcare EMEA Export Limited
2 Cumberland Place
Fenian Street,
Dublin 2,
D02 H0V5
1 800 320 500

© Solventum 2025. Solventum, the S logo and other trademarks are trademarks of Solventum or its affiliates. 3M, the 3M logo and other 3M owned and/or licensed trademarks are trademarks of 3M Company. Other trademarks are the property of their respective owners. OMG1082080.

solventum