



# Making the switch






## A comparison of 3M™ Coban™ NL Non-Latex Self-Adherent Wrap and 3M™ Coban™ Self-Adherent Wrap



If your facility is switching to Coban NL Non-Latex Self-Adherent Wrap from Coban Self-Adherent Wrap with latex, you may have questions about how the products compare.

Both wraps have the same specifications for tensile strength and cohesion,\* and they are intended for the same general clinical applications.

Made differently, with a different look and feel, Coban NL Non-Latex Self-Adherent Wrap has several benefits over the version with latex.

	3M™ Coban™ NL Non-Latex Self-Adherent Wrap	3M™ Coban™ Self-Adherent Wrap
Strength	Same tensile strength and cohesion specifications*	
Clinical applications**	<ul style="list-style-type: none"> <li>Blood draws</li> <li>Holding dressings</li> <li>Immobilization</li> </ul>	<ul style="list-style-type: none"> <li>Secondary securement for difficult to dress areas (head, fingers, toes)</li> <li>Supporting/providing mild compression for soft tissue injuries (i.e. strains, sprains)***</li> </ul>
Skin performance	 Delivers the securement power you need while minimizing damage to skin	Contains natural rubber latex which may cause an allergic reaction
Adhesive	 Synthetic rubber	 Natural rubber latex
Usability	 Hand-tear; does not require scissors	 Requires scissors
Available forms	Sterile and non-sterile, 5 yd. and 1.6 yd. lengths, stretched	Non-sterile, 5 yd. length, stretched
Roll packaging	Features orange color bar and blue skin performance icon	Black and white
Core printing	Solid orange core with white print	White core with orange print
Shelf-life	3 years	5 years

### Frequently asked questions

**1. Coban NL Non-Latex Self-Adherent Wrap seems thinner and the fabric looks more open than the latex version. How can the two products have the same specifications for cohesion and tensile strength\* when they look so different?**

Coban NL Non-Latex Self-Adherent Wrap gets its strength from a hand-tear scrim (support structure) within its single layer construction. Coban Self-Adherent Wrap with latex gets its strength from two layers without additional support. The hand-tear feature of Coban NL Non-Latex Self-Adherent Wrap makes it easier to use, while having the same specifications for cohesion and tensile strength as the latex containing product.\*

**2. Are both products available in the same forms?**

No. Coban NL Non-Latex Self-Adherent Wrap is available in more forms than Coban Self-Adherent Wrap with latex. Coban NL Non-Latex Self-Adherent Wrap is available in both sterile and non-sterile forms, shorter length rolls, and different color options.

**3. Which product is recommended for use with zinc oxide paste applications?**

3M recommends the use of a multi-layer compression system such as 3M™ Coban™ 2 Two Layer Compression System or 3M™ Coban™ 2 Lite Two Layer Compression System for therapeutic compression needs. Coban NL Non-Latex Self-Adherent Wrap is not recommended for use with zinc oxide paste applications associated with the treatment of venous leg ulcers.\*\*

Contact your sales representative or call 1-800-228-3957 today to learn more.

\*3M Data on File. LAB SUPPORT 05-842589

\*\*Due to the construction of Coban NL Non-Latex Self-Adherent Wrap and the potential for compromised performance that could impact efficacy of the therapy, it is not recommended for use with zinc oxide paste applications associated with the treatment of venous leg ulcers. Additionally, the use of zinc paste wraps are no longer considered "optimal" therapy for most patients due to their inability to adapt to any change in leg volume; inability to provide sustained compression; potential allergic reactions to selected components (e.g., wraps containing calamine); high skill needed for accurate application; and the need for frequent changes/reapplication when there is significant exudate.† Consider the use of a multilayer compression system such as Coban 2 Compression System or Coban 2 Lite Compression System for therapeutic compression needs.

\*\*\*May use as a component in a compression wrap system support only under supervision of a wound care specialist.

1. Johnson J, Yates S, Burgess J. Venous Insufficiency, Venous Ulcers, and Lymphedema. In: Wound, Ostomy and Continence Nurses Society, ed. *Core Curriculum Wound Management*. Wolters Kluwer; 2016:393-394.