



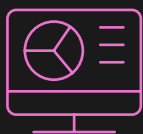
3M™ Enterprise Analytics – Data-driven insights

In today's rapidly evolving health care landscape, hospital executive teams recognize more than ever the importance of data-driven decision making. As technology continues to advance, the need for accurate and timely information becomes critical for hospitals to deliver high quality care, ensure compliance with regulations, improve revenue cycle management and enhance patient satisfaction. Consequently, hospital executives must equip their clinical documentation integrity (CDI), coding and quality teams with robust reporting and analytic capabilities to effectively carry out their responsibilities.

3M's dashboard and analytics capabilities can help an organization efficiently uncover crucial information within its revenue cycle data. Visual displays highlight actionable insights into workflows, compliance and productivity to support quicker, more informed business decisions. Reports can be saved and exported to provide hospital leaders an at-a-glance view of current insights from the data.

Access to insight across the organization

Break down data silos by presenting high level, quick reference facts and figures, along with more detailed information through drill-down capabilities. With 3M Enterprise Analytics, hospital teams can quickly and easily perform the following tasks:



Monitor the performance

of revenue cycle teams, identify any gaps in clinical documentation and track the impact of their efforts on patient care. These insights enable informed decisions to enhance workflows and optimize physician documentation practices, which can lead to improved patient outcomes, increased reimbursement and minimized compliance risks.



Access to actionable analytics to monitor coding productivity, accuracy and compliance. Actionable intelligence capabilities can help identify patterns and trends in individual, team and program performance that may result in inaccurate coding, leading to financial losses or compliance penalties. Utilizing current data from the past 24 hours, 3M Enterprise Analytics enables targeted training, optimized coding workflows and ultimately improved revenue cycle management.



Measure performance

against national quality and client comparative benchmarks, track key performance indicators (KPIs), identify variation and detect areas for improvement. By leveraging these tools, leaders can drive quality initiatives, implement evidence-based practices and promote a culture of continuous improvement within their organizations.

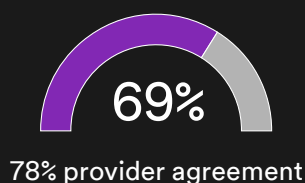
3M Enterprise Analytics – Data-driven insights

Furthermore, 3M Enterprise Analytics provides leadership teams with valuable insights into productivity, efficiency and resource allocation. By examining data related to CDI, coding and quality teams' performance, executives can identify bottlenecks, optimize workflows and allocate resources effectively. For example, the data provided in the dashboards can reveal areas of high physician query rates and potential denial opportunities, prompting executives to allocate additional staff or address training needs. The utilization of data-driven insights can aid in forecasting future staffing requirements, determining staffing ratios and strategically allocating resources to support the CDI, coding and quality functions.

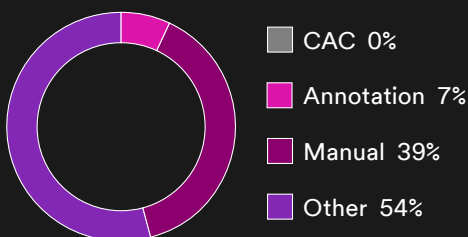


Visual perspective on data in real time: 3M Enterprise Analytics provides a fast and easy way to view information and data in real time. Save time by relaying messages around key data points much faster, leaving less room for misinterpretation.

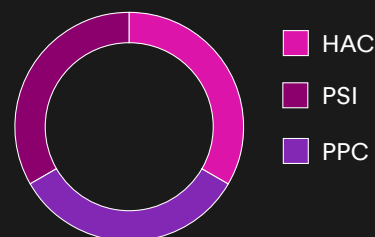
Response rate -31% 📉



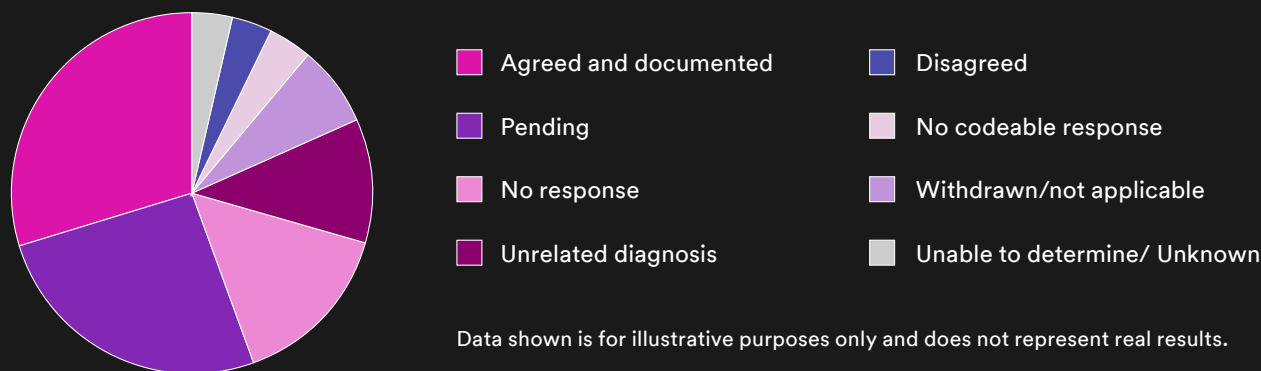
Code acceptance method



All indicators by family



Total queries by provider response



High level executive views of the performance of CDI and coding programs help identify key areas of success and opportunity. Shown above, at-a-glance view of provider agreement, coder acceptance method and total queries by provider response.

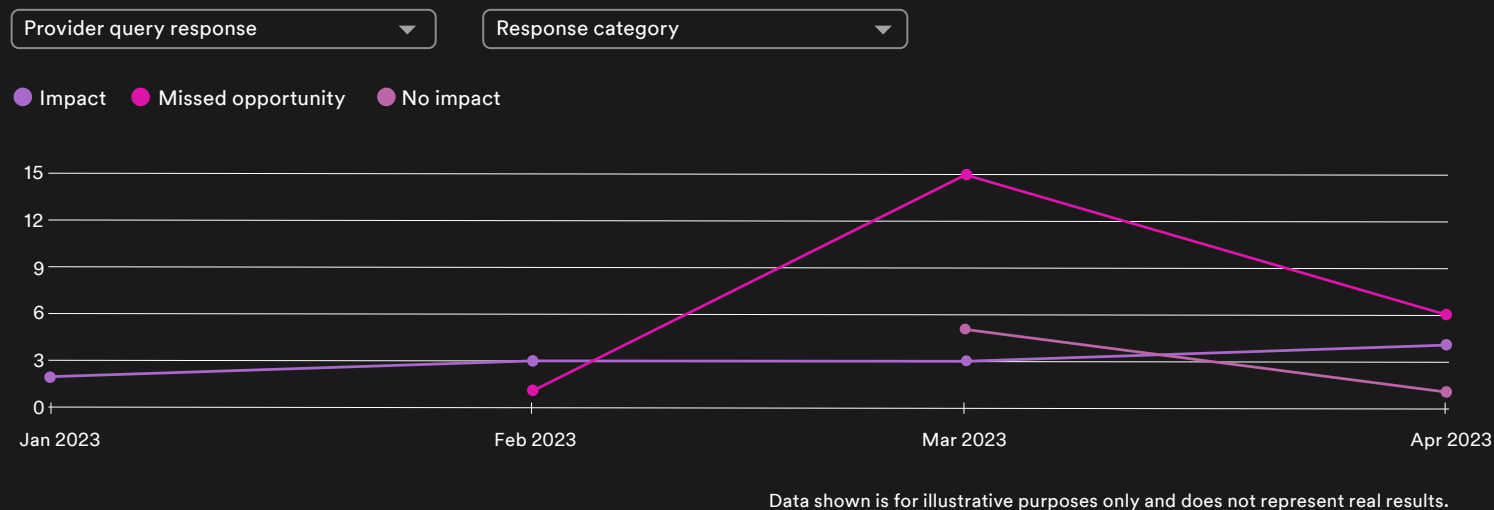


Dynamic drill downs: 3M Enterprise Analytics uses dynamic drill downs, allowing users to explore data at multiple levels of detail based on their desired output, providing organizations with useful information to address their strategic goals effectively and efficiently. Visual displays help organizations monitor progress and apply knowledge to improve and sustain performance. For example, users can quickly drill down from looking at the data across the entire enterprise to just one single facility with a single click.


3M Enterprise Analytics – Data-driven insights



Data over time: 3M Enterprise Analytics provides access to data over time. By comparing current performance to past performance, organizations can monitor progress and take appropriate actions to maintain gains or address changes in performance.



Quickly see trends over time from day to month to year, allowing you to report key information, make business decisions and compare performance. Shown above, provider query response type by month.



Save, share and export data: Reduce time spent extracting data and insights from the dashboard to create presentations for additional stakeholders by saving all the needed data in one bookmark. The data and insights provided can also be saved, shared and exported in different file formats to support your communication and business needs.

By leveraging these robust analytics tools for CDI, coding and quality teams, executives can help drive performance improvements, enhance revenue cycle management, help to ensure regulatory compliance and promote patient-centric care. Sophisticated analytic capabilities also facilitate data-driven decision making, resource allocation and transparent reporting necessary for hospitals to thrive in the dynamic health care landscape.



Call today

For more information on how 3M software and services can assist your organization, contact your 3M sales representative, call us any time tollfree at **800-367-2447**, or visit **www.3m.com/his**.



Health Information Systems
575 West Murray Boulevard
Salt Lake City, UT 84123 U.S.A.
800 367 2447

www.3M.com/his

3M is a trademark of 3M Company.

Please recycle. Printed in USA.
Copyright © 2023, 3M. All rights reserved.
Published 11/23
70-2011-9510-7