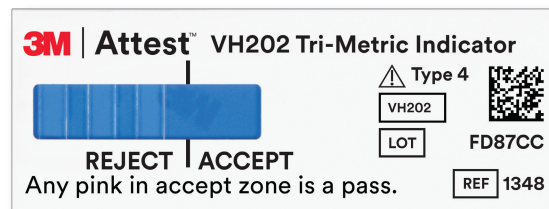




Attest™
Sterilization Solutions





3M™ Attest™ VH202 Tri-Metric CI, Type 4 Guide

Placement

Wrapped Instrument Tray*

Do not place the CI on the tray lid nor in between the layers of wrap.




Sterilization Pouches

When an internal CI is visible, an external CI is not required. When possible, avoid placing the CI underneath instruments. Both BI and CI can be placed together within a pouch, CI facing outward.



Rigid Containers*

Place a minimum of one CI in the center.



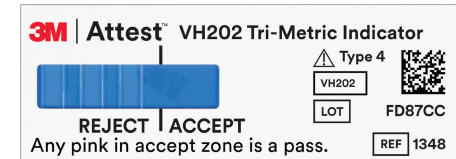
Batteries

Do not place CI underneath the battery. Avoid placing CI on top of the battery (on the connector pins).



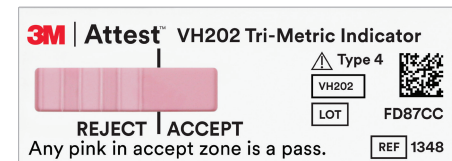
Interpretation

Unprocessed

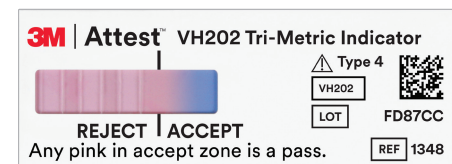


Processed — ACCEPT

A color change to pink has reached the ACCEPT window in the two samples shown below, verifying that the stated values for the three critical parameters of exposure time, temperature, and concentration of vaporized hydrogen peroxide have been achieved. **If a color change to pink has entered the ACCEPT window, it is considered a pass.**



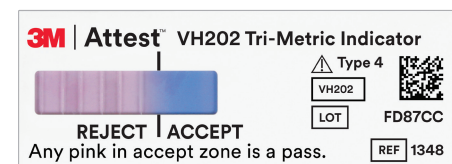
ACCEPT



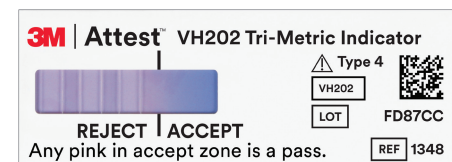
ACCEPT

Processed — REJECT

A color change to pink has not entered the ACCEPT window in the two samples shown below, a REJECT result is indicated, the items in the pack, container system, or tray were not exposed to sufficient vaporized hydrogen peroxide sterilization conditions. The items in the pack, container system, or tray should be reprocessed and the cause of the failure should be investigated. **If a color change to pink has not entered the ACCEPT line, it is considered a fail.**



REJECT



REJECT

Contact your 3M Representative, call the 3M Health Care Help Line at 1-800-228-3957 or go.3M.com/VH202

3M Company
2510 Conway Ave
St. Paul, MN 55144 USA
1-800-228-3957
3M.com/Medical

*The manufacturers of the device and container system should also be consulted for recommendation on number and placement of internal chemical indicators.

© 2022 3M. All rights reserved. 3M and the other marks shown are marks and/or registered marks. Unauthorized use prohibited. 3M marks used under license in Canada. EN_GL_70-2011-8011-7 (02/22)

ANSI/AAMI ST58:2013

An internal CI should be used inside each package, tray, containment device (rigid sterilization container system, instrument case, cassette, or organizing tray) to be sterilized. The CI should be placed in that area of the package, tray, or containment device that creates the greatest challenge to sterilant penetration.

3M™ Attest™ Vaporized Hydrogen Peroxide Tri-Metric Chemical Indicator 1348/1348E is a Type 4 CI conforming with ISO 11140-1:2014.