

3M™ ESPE™ Temporisation Portfolio



A simple method
for shine everytime



Pentamix™

Automatic Mixing Unit

When you're ready to take the preliminary impression – simply start with the press of a button.



reddot award 2014
winner



PENTAMIX™ LITE
POWERFUL PORTABLE MIXER!



PENTAMIX™ 3
FASTEST AND SMALLEST DEVICE ON THE MARKET!



reddot design award
winner 2009

Start automixing and take control.

Pentamix automatic mixing unit delivers a homogeneous, void-free mix in the exact quantity you need.



Use ONLY the Original.

Always use **3M ESPE's Penta™ Mixing Tips – Red** in your Pentamix device to ensure proper mixing and impression results.

Another plus:

3M™ ESPE™ Impression Tray. No need for a tray adhesive!

With no need for a tray adhesive, the single-use **3M ESPE Impression Tray** is ready to use and saves time. Simply select the proper tray size (S, M or L) and fill the tray directly from the mixing device.



2

Imprint™ 4 Preliminary

VPS Preliminary Impression Material

No dust. No mess. Gain control with stress-free preliminary impressions. Once you try this VPS material, alginate will be a thing of the past.

Patient-pleasing mint flavor. Available in two setting versions, regular and super quick.



A smooth impression makes provisionals shine.

Over 95% of dentists surveyed noticed a better surface quality of Protemp™ Plus temporary restorations when the matrix was made with Imprint 4 Preliminary VPS Material vs. an alginate material.¹

1 Source: Field evaluation conducted by 3M ESPE.

Smoother impressions mean less work for you.



Alginate surface (Palgat™ Plus, 3M ESPE) shown with a Laser Scanning Microscope (objective lens with 20× magnification).

Source: 3M ESPE internal data.



Surface of Imprint™ 4 Preliminary VPS Material shown with a Laser Scanning Microscope (objective lens with 20× magnification).

A backup for peace of mind.

Impressions show virtually no dimensional change—even after three months. This allows for easy remakes of provisionals if necessary.



Protemp™ 4

Temporisation Material

3

Get an easy shine every time when your Protemp™ 4 provisional is made with the smooth Imprint™ 4 Preliminary VPS Material Matrix.



Record-breaking toughness for temporaries.
Available in six shades.




The high-performance material for all impression-based provisionals.

You and your patients will benefit from a reliably tough temporary that looks great without any additional polishing or glaze. Simply wipe with alcohol for a natural shine.



It's so **easy** to create
precise provisionals
with **shine** everytime



It's as simple

as 1 ... 2 ... 3



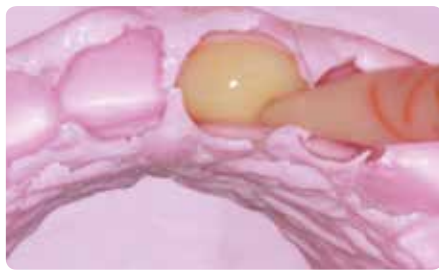
Take the preliminary impression using Imprint™ 4 Preliminary VPS Preliminary Impression Material.

1



Fill the preliminary impression with Protemp™ 4 Temporisation Material and seat in the mouth. Hold firmly in place for at least 1:40 minutes from start of mix.

2




To ensure a smooth and shiny surface, leave the material in the matrix for 5 minutes. No polishing is needed. Simply wipe with alcohol to reveal the shine.

3



Ordering Information

Item No.	Product Information
Pentamix™ 3 Automatic Mixing Unit	
77874	Pentamix™ 3 Automatic Mixing Unit 230V/50 Hz
Pentamix™ Lite Automatic Mixing Unit	
77901	Pentamix™ Lite Automatic Mixing Unit 230V/50 Hz incl. 1 Penta™ Cartridge
Accessories	
71527	Imprint™ 4 Preliminary Penta™ Cartridge for Pentamix™ 3
71528	Imprint™ 4 Preliminary Penta™ Super Quick Cartridge for Pentamix™ 3
77944	Penta™ Cartridge for Pentamix™ Lite
77949	50 Penta™ Mixing Tips – Red
3M™ ESPE™ Impression Tray Refills (each containing 10 trays)	
71615	Size S, upper jaw
71616	Size M, upper jaw
71617	Size L, upper jaw
71618	Size S, lower jaw
71619	Size M, lower jaw
71620	Size L, lower jaw
Imprint™ 4 Preliminary (VPS Aliginate Substitute)	
Penta™ Refills	
71521	Imprint™ 4 Preliminary Regular 2 base pastes – 300 ml each, 2 catalysts – 60 ml each
71522	Imprint™ 4 Preliminary Penta™ Super Quick 2 base pastes – 300 ml each, 2 catalysts – 60 ml each
Garant™ Refills	
Intro Packs	
71541	Imprint™ 4 Preliminary Regular Includes: 2 – 50 ml cartridges, 5 Garant mixing tips green.
71542	Imprint™ 4 Preliminary Super Quick Includes: 2 – 50 ml cartridges, 5 Garant mixing tips green.
Economy Packs	
71539	Imprint™ 4 Preliminary Regular Includes: 10 – 50 ml cartridges
71540	Imprint™ 4 Preliminary Super Quick Includes: 10 – 50 ml cartridges
Bulk Packs	
71548	Imprint™ 4 Preliminary Regular Includes: 30 – 50 ml cartridges
71549	Imprint™ 4 Preliminary Super Quick Includes: 30 – 50 ml cartridges
77580	Garant™ Dispenser 1:1/2:1
71450	Garant™ Mixing Tips Refill — Green Includes: 50 Mixing Tips

Item No.	Product Information
Protemp™ 4 Temporisation Material	
46953	Introductory Kit – A2 1 cartridge – 50 ml, A2; 16 Garant™ Mixing Tips blue; 1 Garant™ Dispenser 10:1
Refills (each containing 1 cartridge – 50 ml, 16 Garant™ Mixing Tips blue)	
46959	Bleach
46954	A1
46956	A2
46957	A3
46972	A3.5
46960	B3
	
71453	Garant™ Mixing Tips Refill – Blue Includes: 50 Mixing Tips
77581	Garant™ Dispenser 4:1/10:1
Protemp™ Crown Temporisation Material	
50600	Introductory Kit 42 Temporary Crowns (Sizes: 6 × Molar Upper Large, 6 × Molar Upper Small, 6 × Molar Lower Large, 6 × Molar Lower Small, 4 × Bicuspid (Premolar) Upper Large, 4 × Bicuspid (Premolar) Upper Small, 4 × Bicuspid (Premolar) Lower, 3 × Cuspid (Canine) Large, 3 × Cuspid (Canine) Small, 2 × 10 Crown Size Tools, Crown Drawer, Crown Drawer Labels)
50600TK	Trial Kit 16 Temporary Crowns (Sizes: 3 × Molar Upper Large, 3 × Molar Upper Small, 2 × Molar Lower Large, 2 × Molar Lower Small, 2 × Bicuspid (Premolar) Upper Large, 2 × Bicuspid (Premolar) Upper Small, 2 × Bicuspid (Premolar) Lower, 10 Crown Size Tools)
Refills (each containing 5 Temporary Crowns; Instructions; Crown Size Tool)	
50610	Molar Upper Large
50611	Molar Upper Small
50612	Molar Lower Large
50613	Molar Lower Small
50614	Bicuspid (Premolar) Upper Large
50615	Bicuspid (Premolar) Upper Small
50616	Bicuspid (Premolar) Lower
50617	Cuspid (Canine) Large
50618	Cuspid (Canine) Small
56660	RelyX™ Temp NE Cement (non-eugenol) 1 × 36 g RelyX Temp NE base paste, 1 × 16 g RelyX Temp NE catalyst paste, 1 mixing pad.



3M ESPE Dental

3M Australia Pty Limited
Building A, 1 Rivett Rd
North Ryde
NSW 2113
1300 363 878
www.3MESPE.com.au

3M New Zealand Limited
94 Apollo Drive
Rosedale
Auckland 0632
Ph: 0800 80 81 82
www.3MESPE.co.nz



3M, ESPE, Garant, Imprint, Palgat, Penta, Pentamix and Protemp are trademarks of 3M or 3M ESPE.

All other trademarks are owned by other companies.
© 2015. 3M. All rights reserved. PB7363/0515