



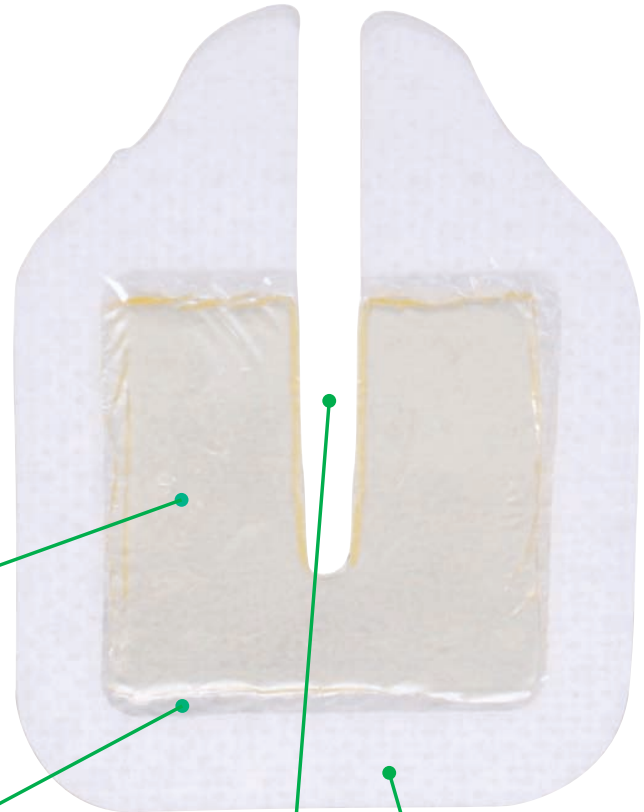
# Tegaderm™

## Product Guide

Drains, External Fixator Pins, and  
Other Percutaneous Devices

# 3M™ Tegaderm™ CHG Chlorhexidine Gluconate Gel Pad 1664

With proven antimicrobial protection for intravenous catheters for over a decade, 3M™ Tegaderm™ CHG technology is now extended to provide protection to a wide variety of percutaneous devices in an easy to use design.



### Transparent CHG gel pad

Provides antimicrobial protection and site visibility. No additional moisture is required to activate. Absorbs fluid.\*

### Highly breathable film

Helps release moisture.

### Pre-cut slit

Conforms to a variety of percutaneous devices.

### Adhesive border

Gentle, yet strong adherence to skin.

Image has been enlarged to show detail.

## Antimicrobial protection

Activates immediately and is proven to reduce skin flora and suppress its regrowth for over 7 days.<sup>1</sup> Effective against a variety of Gram-positive, Gram-negative bacteria, yeast and mold.<sup>2</sup> Can absorb blood and fluid without compromising antimicrobial protection.

## Versatility

Conforms around a wide variety of percutaneous devices (up to 40 FR) and stays in contact with skin around the insertion site.

## Site visibility

Transparency allows continuous visualization over the insertion site for early identification of complications.

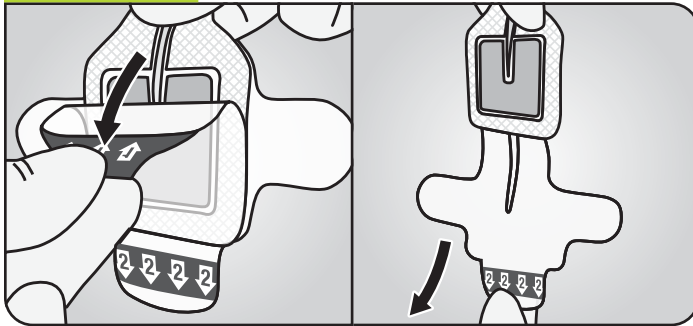
\*Bench testing shows that CHG gel pad can absorb 8x its weight in saline and 3x its weight in blood.

1. *In vivo* time kill of normal skin flora, EM-05-136567, EM-05-000803.

2. *In vitro* testing of antimicrobial efficacy, EM-05-666609, EM-05-666611, No clinical correlations are intended with *in vitro* testing.

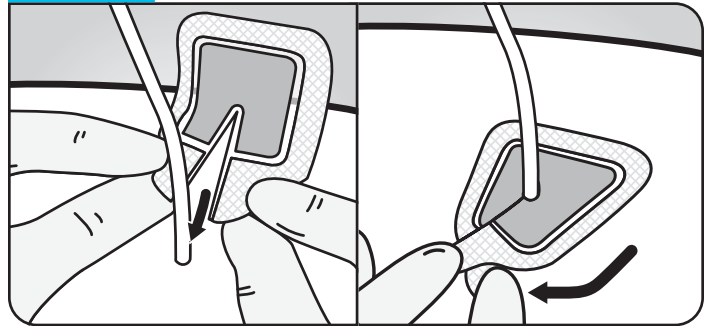
3M™ Tegaderm™ CHG Chlorhexidine Gluconate Gel Pad can be used for a variety of percutaneous device applications. Follow the below instructions for application and removal:

**Prepare**



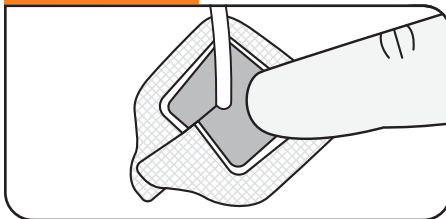
Prepare site according to facility protocol. Ensure site is completely dry. Remove liner 1, then liner 2 as shown above.

**Press**



Place CHG gel pad around the device, covering the insertion site and ensuring that the device rests upon the slit of the gel pad. Per facility protocol, the CHG gel pad may be used in combination with a transparent semipermeable film dressing (e.g. 3M™ Tegaderm™ HP, 3M™ Tegaderm™ Diamond, 3M™ Tegaderm™ I.V. Port, 3M™ Tegaderm™ I.V. Advanced Securement).

**Monitor**



Inspect the CHG gel pad daily and change as necessary, in accordance with facility protocol.

Change the dressing:

- At least every 7 days, or according to facility protocol
- If the gel pad remains displaced when pressed with a gloved finger
- If the gel pad is saturated, when the dressing becomes loose or soiled, or in cases where there is swelling, visible drainage, or lost visibility
- If active bleeding or blood is present outside the gel pad

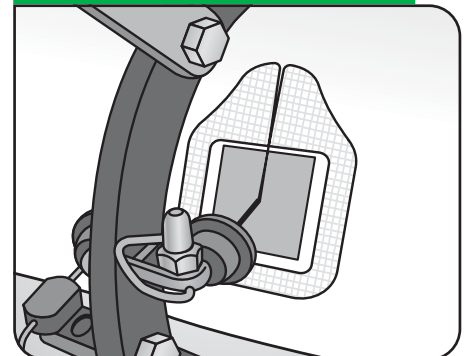
Gel pad is not intended to absorb large quantities of blood or drainage. Cover and protect gel pad during patient bathing or showering.

**Removal**



Remove protective dressing using stretch release technique. Remove CHG gel pad by peeling back white tabs using low-and-slow technique. If needed, use sterile fluid to help facilitate removal of gel pad.

**Other Applications**



External Fixator Pin

**Ordering Information**

Product	Product Number	CHG Gel Pad Size	Dressing Size	Dressings/Box	Boxes/Case
	1664	1.18 in x 1.18 in 3,0 cm x 3,0 cm	2.44 in x 1.94 in 6,2 cm x 4,9 cm	25	4

**Important Safety Information for 3M™ Tegaderm™ CHG Chlorhexidine Gluconate Gel Pad**

Do not use Tegaderm™ CHG Gel Pad on premature infants or infants younger than two months of age. Use of this product on premature infants may result in hypersensitivity reactions or necrosis of the skin. The safety and effectiveness of Tegaderm™ CHG Gel Pad has not been established in children under 18 years of age. For full prescribing information, see the Instructions for Use (IFU). Rx Only.

Refer to product Instructions for Use for other important information.



3M Company  
2510 Conway Avenue  
St. Paul, MN 55144-1000 USA



Scan to view a product training video or visit [3M.com/IVtraining](https://www.3m.com/IVtraining) to find product training resources for all 3M IV care solutions.

Phone 1-800-228-3957  
Web 3M.com/medical

Please recycle. Printed in U.S.A.  
3M and Tegaderm are marks and/or registered marks of 3M. Unauthorized use prohibited.  
© 3M 2020. All rights reserved.  
70-2011-8012-5