



Science.  
Applied to Life.™



## 3M™ Intra-oral Syringes

# Capture precise detail.

Restorations with accurate margins drop into place. Now you can apply wash material exactly where it's needed to capture every marginal detail. Ergonomic and patient-friendly, these little syringes provide easier access to the entire sulcus for precise placement.



# Save wash material.

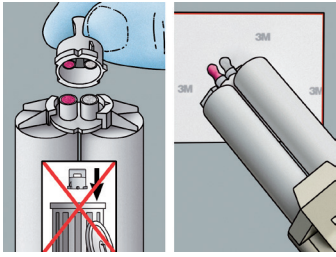
Dispensing is more efficient too. Because you can dispense just the right amount of material, you'll utilize more material from the cartridge.



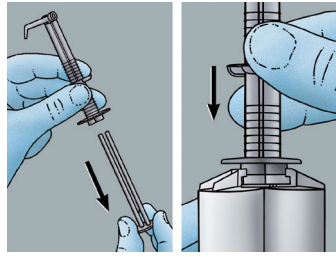
**67%**

less VPS material waste with the 3M Intra-oral Syringe — Green compared to a traditional mix tip.

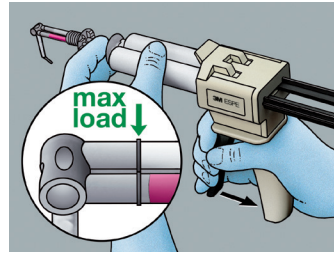
# Steps for using the 3M™ Intra-oral Syringe



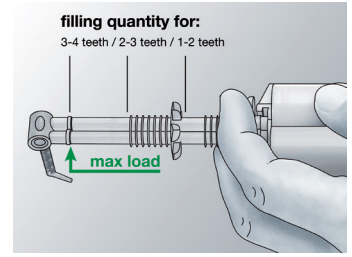
Remove the cartridge cap. Bleed a small amount of material from the cartridge onto mixing pad and discard.



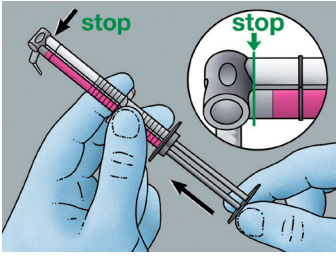
Remove the plunger of the intra-oral syringe. Place on the openings of Garant™ cartridge and attach.



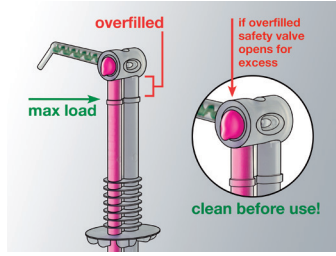
Hold firmly in place while filling. Leave mixing tip in angled position; do not fold open. Do not fill syringe past the maximum fill line.



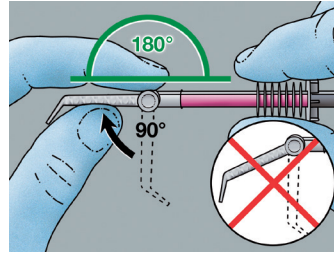
The content of an Intra-oral Syringe is sufficient for syringing about 2–4 preparations, depending on the quantity applied around each unit.



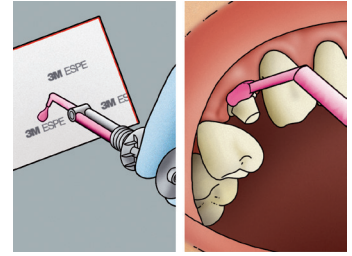
Replace plunger in the syringe, pushing paste no further than to the joint of the mixing tip.



Any paste extruded on the sides of the mixing tip joint must be wiped off before the application in the mouth.



Immediately before application, fold out the mixing tip of the syringe at a 180° angle (until resistance is felt) to align with syringe. Do not bend the tip back down afterwards.



Press out a small quantity of paste onto a mixing pad until the base paste and catalyst flow out in an even, homogeneous mixture. Immediately syringe material around prepared tooth.

**NOTE:** 3M intra-oral syringes are for single use only and cannot be autoclaved.

## Ordering information

Item #	Product Information
<b>For VPS materials:</b>	
71506	3M™ Intra-oral Syringe — Green 50 Refill Pack
<b>For Polyether materials:</b>	
71508	3M™ Intra-oral Syringe — Purple 50 Refill Pack

up to **57%** smaller than a hand dispenser system

### Smaller, ergonomic design

The 3M Intra-oral Syringes are smaller and easier to use than a hand dispenser system with a cartridge, mixing tips and intra-oral tips. Plus, the ergonomic design of the syringe accommodates different hand sizes, making it more comfortable to handle.



3M Oral Care  
2510 Conway Avenue  
St. Paul, MN 55144-1000 USA

Phone 1-800-634-2249  
Web 3M.com/dental

3M Canada  
Post Office Box 5757  
London, Ontario N6A 4T1  
Canada

Phone 1-888-363-3685

**Customer Care Center: 1-800-634-2249**  
**3M.com/greatimpressions**

3M and Garant are trademarks of 3M or 3M Deutschland GmbH. Used under license in Canada. Please recycle. Printed in U.S.A.  
© 3M 2016. All rights reserved. 70-2013-0476-6 (Rev. 8/2016)