




Science.
Applied to Life.™

Solutions you
need to secure
and protect

A close-up portrait of an elderly woman with short, wavy white hair. She is smiling warmly at the camera, showing her teeth. She has blue eyes and visible wrinkles on her face. She is wearing a brown quilted vest over a blue short-sleeved shirt. A medical bandage is visible on her left arm. The background is a soft, out-of-focus indoor setting.

**Every
patient
deserves
the best
care you
can provide**



Every IV site presents the potential for infection, dislodgement, skin damage, and other complications. These complications can potentially cause patient discomfort and pain, extended hospital stays, additional therapy, and surgical intervention — even increased patient mortality.

3M Science has allowed for unique innovations that give you what you need to protect every IV catheter — from insertion to removal.

Our broad portfolio of high-quality products makes it easy for you to choose and use the right products: from hand hygiene, skin preps and barrier films to securement devices, transparent dressings, and disinfecting caps.

We can help you deliver compassionate care with evidence-based products to protect patient and clinician safety, help prevent the risks of costly complications, and improve patient satisfaction.

**Antimicrobial
Protection**

**Catheter
Securement**

**Bacterial and
Viral Barrier**

**Skin
Protection**

Antimicrobial Protection

Protect your patients at all access points

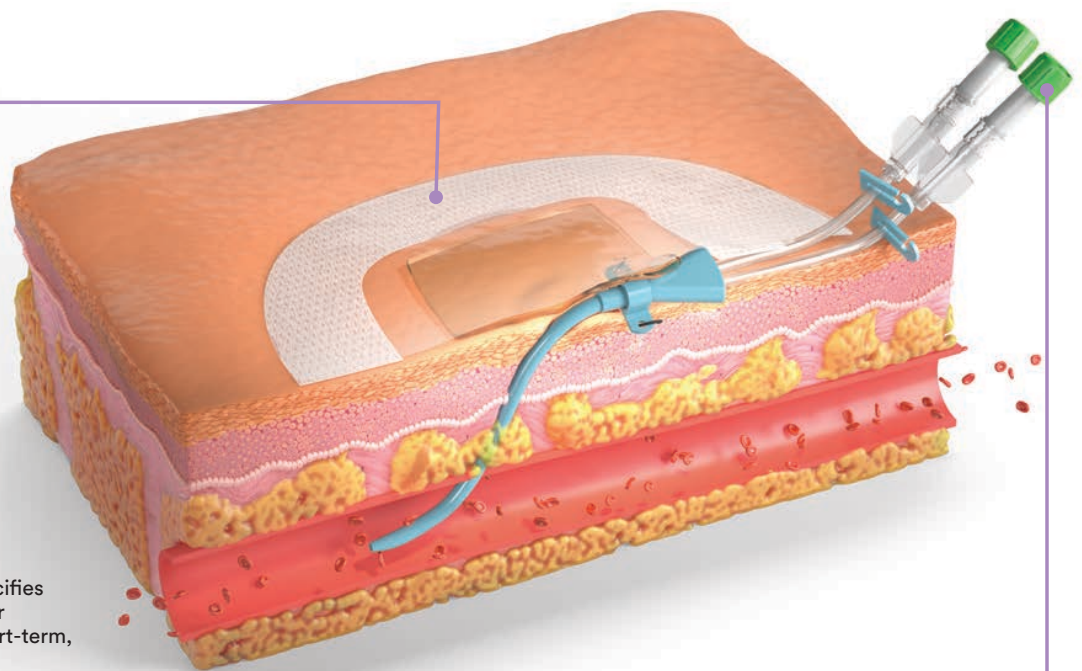
In the U.S., central venous catheters may cause an estimated 80,000 catheter-related bloodstream infections (CRBSIs) and 28,000 deaths in ICU patients each year. The average cost of care for each patient with a CRBSI may be \$45,000 with an estimated \$2.3 billion annual cost to the U.S. healthcare system.¹



Protect against extraluminal contamination

3M™ Tegaderm™ CHG Chlorhexidine Gluconate I.V. Securement Dressing is cleared and proven to reduce CRBSI in patients with central and arterial lines. It also offers site visibility, consistent application and catheter securement.

In 2017, the Centers for Disease Control and Prevention (CDC) updated recommendations on the use of chlorhexidine-impregnated dressings to those with an FDA cleared label that specifies a clinical indication for reducing CRBSI or CABSIs to protect the insertion site of short-term, non-tunneled central venous catheters (Category 1A).²



Protect against intraluminal contamination

3M™ Curosin™ Disinfecting Port Protectors disinfect and protect IV access points to help reduce the risk of contaminants from entering the catheter post-insertion.

Sources of CRBSIs

While vascular catheters provide the advantage of prolonged venous access, they present a risk of infectious complications. In fact, 60% of all hospital-acquired bloodstream infections originate from some form of vascular access.³ These infections can be acquired at the time of the initial insertion or anytime throughout the duration of the venous access, with the majority of infections happening after insertion.⁴

3M Product	Central Venous Catheters						Peripheral Catheters			Specialty Catheters	
	CVC Jugular	CVC Subclavian	CVC Femoral	CVC Tunnelled	PICC	Port	PIV	Arterial	Midline	Epidural	Dialysis
3M™ PICC/CVC Securement Device + Tegaderm™ CHG Chlorhexidine Gluconate I.V. Securement Dressing	1877–2100										
3M™ Tegaderm™ CHG Chlorhexidine Gluconate I.V. Securement Dressing	1657							1660		1657	
3M™ Tegaderm™ CHG Chlorhexidine Gluconate I.V. Port Dressing						1665					
3M™ Tegaderm™ Antimicrobial I.V. Advanced Securement Dressing								9132			
3M™ Curosurf™ Disinfecting Port Protectors	Solutions to help reduce risks across all intraluminal access points, including needleless connectors, male luers and open female luers.									CTG1-270 CSA1-270 CSA5-250	

3M™ PICC/CVC Securement Device + Tegaderm™ CHG Chlorhexidine Gluconate I.V. Securement Dressing



3M™ Tegaderm™ CHG Chlorhexidine Gluconate I.V. Securement Dressing



All antimicrobial IV securement dressings are safe to be worn up to 7 days and provide:

- CHG antimicrobial protection
- Secure adhesion
- Gentle removal
- IV site visibility
- Breathability
- Patient comfort

3M™ Tegaderm™ Antimicrobial I.V. Advanced Securement Dressing



3M™ Tegaderm™ CHG Chlorhexidine Gluconate I.V. Port Dressing



3M™ Curosurf™ Disinfecting Port Protectors



For added protection

3M™ Avagard™ (Chlorhexidine Gluconate 1% Solution and Ethyl Alcohol 61% w/w) Surgical and Healthcare Personnel Hand Antiseptic with Moisturizers combines alcohol for fast, immediate broad spectrum kill of transient microorganisms and reduction of resident flora and chlorhexidine gluconate for persistent and cumulative activity.⁵

Catheter Securement

Improving patient outcomes with proper IV securement

Providing exceptional IV site care is a tough job. You're expected to ensure IV sites are stable and secure, manage the risks of healthcare-acquired infections, provide a positive patient experience, and keep an eye on the bottom line.

The Centers for Disease Control and Prevention (CDC) *Guidelines for the Prevention of Intravascular Catheter-Related Infections, 2011* and The Infusion Nurses Society (INS) *Infusion Therapy Standards of Practice, 2016*, recommend the use of a catheter stabilization device for all IV catheters.^{6,7} Catheter stabilization devices help secure and preserve the integrity of devices, minimize movement, prevent catheter dislodgement and may reduce the risk of infection for intravascular catheters.

All securement dressings are safe to be worn up to 7 days and provide:

- Secure adhesion
- Gentle removal
- IV site visibility
- Breathability
- Patient comfort



3M™ Tegaderm™ I.V. Advanced Securement Dressing

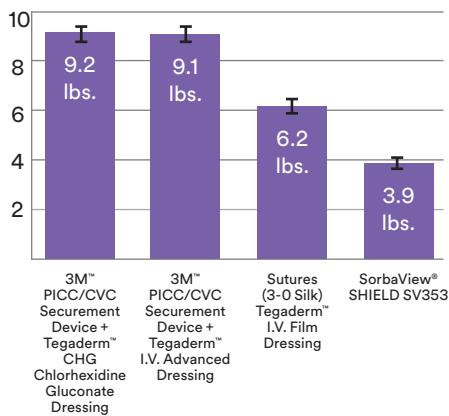
3M™ Tegaderm™ I.V. Advanced Securement Dressing includes a deep notch, stabilization border, and dual adhesive technology to provide the comfort and protection your patients deserve. This dressing meets the CDC and INS definitions as a catheter securement or stabilization device.^{6,7}

3M™ PICC/CVC Securement Systems

Choose 3M™ PICC/CVC Securement Device + Tegaderm™ I.V. Advanced Securement Dressing if your facility protocol requires a separate stabilization device, or for more active patients and other situations requiring the highest level of catheter securement. The 3M™ PICC/CVC Securement Systems were designed to minimize catheter migration and dislodgement complications yet remove gently, without causing patients undue pain or distress.^{8,9}

In vivo testing comparing the mean pull force required to dislodge an inserted CVC catheter with various securement devices, showed the 3M™ PICC/CVC Securement Systems could withstand significantly higher pull force than a SorbaView® SHIELD SV353 or sutures.⁸

Mean pull force required to dislodge inserted CVC catheter⁸



3M Product	Central Venous Catheters						Peripheral Catheters			Specialty Catheters		
	CVC Jugular	CVC Subclavian	CVC Femoral	CVC Tunnelled	PICC	Port	PIV	Arterial	Midline	Epidural	Dialysis	Pediatric
3M™ PICC/CVC Securement Device + Tegaderm™ I.V. Advanced Securement Dressing	1837-2100											
3M™ Tegaderm™ I.V. Advanced Securement Dressing	1685						1882			1685		1682

3M™ PICC/CVC Securement Device + Tegaderm™ I.V. Advanced Securement Dressing

3M™ Tegaderm™ I.V. Advanced Securement Dressing



Bacterial and Viral Barrier*

An excellent alternative to tape and gauze

3M™ Tegaderm™ Transparent Film Dressing consists of a thin, film backing that is waterproof and impermeable to liquids, bacteria and viruses,* yet is breathable, allowing good oxygen and moisture vapor exchange. The sterile film includes a hypoallergenic adhesive, that is not made with natural rubber latex. Tegaderm™ brand dressings are transparent, permit full site visibility and allow for precise dressing placement to minimize unnecessary dressing changes.

Added protection for moist conditions

3M™ Tegaderm™ Diamond Pattern Film Dressing and 3M™ Tegaderm™ HP (Holding Power) Transparent Film Dressings have specialized adhesives, providing better wear in humid conditions or with diaphoretic patients.¹⁰

All Tegaderm brand fully adhesive transparent film dressings are safe to be worn up to 7 days and provide:

- Bacterial and viral barrier*
- Site visibility
- Breathability
- Patient comfort

**In vitro testing shows that the transparent film provides a viral barrier from viruses 27nm in diameter or larger while the dressing remains intact without leakage.*

3M Product	Central Venous Catheters						Peripheral Catheters			Specialty Catheters		
	CVC Jugular	CVC Subclavian	CVC Femoral	CVC Tunnelled	PICC	Port	PIV	Arterial	Midline	Epidural	Dialysis	Pediatric
3M™ Tegaderm™ Transparent Film Dressing	1626W						1624W		1626W	1626W		1622W
3M™ Tegaderm™ Diamond Pattern Film Dressing	1686						1684		1686	1686		1674
3M™ Tegaderm™ HP (Holding Power) Transparent Film Dressing	9536HP						9534HP		9536HP	9536HP		

3M™ Tegaderm™ Transparent Film Dressing



1624W

3M™ Tegaderm™ Diamond Pattern Film Dressing



1686

3M™ Tegaderm™ HP Transparent Film Dressing



9534HP

Skin Protection

Take a proactive approach to skin health

Maintenance of healthy skin around a vascular access device is critical to reducing the risk of infection, maintaining a securement dressing or device, and patient comfort. Although Medical Adhesive-Related Skin Injuries (MARSI) can be a prevalent and serious complication, they do not need to be an inevitable part of the patient experience. Skin integrity can be maintained even when repeated dressing changes are required. Preparation of the skin and selection of proper adhesives are the first steps to help minimize the risks of MARSI.¹¹

Protecting the skin

3M™ Cavilon™ No Sting Barrier Film forms a protective coating between the skin and the adhesive of the securement dressing, device or tape to help prevent MARSI. When an adhesive product is removed from the skin, Cavilon No Sting Barrier Film is removed instead of skin cells.

- The original, and only, terpolymer-based alcohol-free barrier film*
- CHG-compatible; available in 1ml and 3ml wands with a sterile peel-open package to allow aseptic technique¹²
- 80+ pieces of clinical evidence support its efficacy and cost-effectiveness



















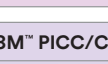










Selecting the right tape for tubing securement












3M™ Medical Tapes provide a variety of backings and adhesives that allow you to select the most appropriate adhesive product based on its intended purpose. To help reduce the risk of cross-contamination among patients, 3M offers many of its tapes in single-patient use rolls.¹³⁻¹⁵



	3M™ Kind Removal Silicone Tape	3M™ Transpore™ White Surgical Tape	3M™ Medipore™ H Soft Cloth Surgical Tape
For secondary securement of light tubing	For fragile skin	✓	✓
Available in single-patient use rolls	1", 2"	1", 2"	1", 4"

*Of leading competitors in the market, based on disclosed ingredient information.

Clinical Need	Product	Product Number	CHG Gel Pad Size	Overall Dressing Size	Common Applications
Antimicrobial Protection	3M™ PICC/CVC Securement Device + Tegaderm™ CHG Chlorhexidine Gluconate I.V. Securement Dressing				
		1877-2100	1½ in x 1⅞ in 3 cm x 4 cm	3½ in x 4½ in 8,5 cm x 11,5 cm	PICCs, CVCs and other vascular access devices
		1879-2100	1½ in x 2⅞ in 3 cm x 7 cm	4 in x 6½ in 10 cm x 15,5 cm	
	3M™ Tegaderm™ CHG Chlorhexidine Gluconate I.V. Securement Dressing				
		1657	1⅞ in x 1½ in 3 cm x 4 cm	3½ in x 4½ in 8,5 cm x 11,5 cm	All CVCs, Arterial, Dialysis, Midline and other percutaneous devices
		1658	1½ in x 1⅞ in 4 cm x 3 cm	4 in x 4½ in 10 cm x 12 cm	Universal, other percutaneous devices
		1659	1⅞ in x 2⅞ in 3 cm x 7 cm	4 in x 6½ in 10 cm x 15,5 cm	All CVCs and PICCs
		1660	⅞ in x ⅞ in 2 cm x 2 cm	2¾ in x 3⅞ in 7 cm x 8,5 cm	PIVs, Midline, Arterial, CVCs and other percutaneous devices
	3M™ Tegaderm™ CHG Chlorhexidine Gluconate I.V. Port Dressing				
		1665	2⅞ in x 1⅞ in 6,2 cm x 4,9 cm	4¾ in x 4¾ in 12 cm x 12 cm	Implanted venous ports, non-coring needles
	3M™ Tegaderm™ Antimicrobial I.V. Advanced Securement Dressing				
		9124	2¾ in x 3⅞ in 7 cm x 8,5 cm		All CVCs, Arterial, Dialysis, Midline and other percutaneous devices
		9132	2¾ in x 2⅞ in 7 cm x 7,5 cm		Universal, other percutaneous devices
	3M™ Curo™ Disinfecting Port Protectors				
		CFF1-270	3M™ Curo™ Disinfecting Caps for Needleless Connectors		
		CFF10-250	3M™ Curo™ Disinfecting Cap Strip for Needleless Connectors		
		CM5-200	3M™ Curo Tips™ Disinfecting Cap Strip for Male Luers		
		CTG1-270	3M™ Curo™ Disinfecting Cap for Tego® Hemodialysis Connectors		
		CFJ1-270	3M™ Curo Jet™ Disinfecting Cap for Needleless Connectors		
		CFJ5-250	3M™ Curo Jet™ Disinfecting Cap Strip for Needleless Connectors		
		CSA1-270	3M™ Curo™ Stopper Disinfecting Cap for Open Female Luers		
		CSA5-250	3M™ Curo™ Stopper Disinfecting Cap Strip for Open Female Luers		
Catheter Securement	3M™ PICC/CVC Securement Device + Tegaderm™ I.V. Advanced Securement Dressing				
		1837-2100	3½ in x 4½ in 8,5 cm x 11,5 cm		Accommodates the majority of PICC and CVC catheters up to and including 12 French
		1839-2100	4 in x 6½ in 10 cm x 15,5 cm		
	3M™ Tegaderm™ I.V. Advanced Securement Dressing				
		1680	1½ in x 1¾ in 3,8 cm x 4,5 cm		
		1682	2 in x 2¼ in 5,0 cm x 5,7 cm		
		1683	2½ in x 2¾ in 6,5 cm x 7 cm		
		1882	2¾ in x 3⅞ in 7 cm x 8 cm		
		1685	3½ in x 4½ in 8,5 cm x 11,5 cm		
		1688	4 in x 4¾ in 10 cm x 12 cm		
		1689	4 in x 6½ in 10 cm x 15,5 cm		
	3M™ Tegaderm™ I.V. Securement Dressing Designed for the BD Nexiva™ Closed I.V. Catheter System				
		9525HP	2½ in x 2¾ in 6,5 cm x 7 cm		

Clinical Need	Product	Product Number	Size	Common Applications
Bacterial and Viral Barrier*	3M™ Tegaderm™ Diamond Pattern Film Dressing			
		1674	1¾ in x 1¾ in 4,5 cm x 4,5 cm	<ul style="list-style-type: none">• Central venous catheter sites including subclavian, jugular, femoral and PICC• Short peripheral IV and midline venous catheters
		1679	4 in x 4½ in 10 cm x 11,5 cm	
		1684	2¾ in x 2¾ in 6 cm x 7 cm	
		1686	4 in x 4¾ in 10 cm x 12 cm	
	3M™ Tegaderm™ HP (Holding Power) Transparent Film Dressing			
		9534HP	2¾ in x 2¾ in 6 cm x 7 cm	<ul style="list-style-type: none">• Catheter sites• Protect reddened/at-risk skin• Stage 1 & 2 pressure ulcers• Skin tears and minor excisions
		9536HP	4 in x 4¾ in 10 cm x 12 cm	
		9546HP	4 in x 4½ in 10 cm x 11,5 cm	
	3M™ Tegaderm™ Transparent Film Dressing			
		1622W	1¾ in x 1¾ in 4,4 cm x 4,4 cm	<ul style="list-style-type: none">• Catheter sites• Acute and chronic wounds• Skin protection• Feeding tubes
		1624W	2¾ in x 2¾ in 6 cm x 7 cm	
		1626W	4 in x 4¾ in 10 cm x 12 cm	
		1630	4 in x 4½ in 10 cm x 11,5 cm	

Skin Protection

3M™ Cavilon™ No Sting Barrier Film				
	3343	1.0mL Wand	<ul style="list-style-type: none"> • Protection against and management of Incontinence associated dermatitis (IAD) • Peristomal/peritube skin protection • Peri wound skin protection • MARSII prevention under dressings • Protection from moisture and friction (MASD) 	
	3344	1.0mL Wipe		
	3345	3.0mL Wand		
3M™ Kind Removal Silicone Tape				
	2770-1	Standard Roll 1 in x 5½ yd 2,5 cm x 5 m		
	2770-2	Standard Roll 2 in x 5½ yd 5,0 cm x 5 m		
	2770S-1	Single-Patient Use Roll 1 in x 1½ yd 2,5 cm x 1,3 m		
	2770S-2	Single-Patient Use Roll 2 in x 1½ yd 5,0 cm x 1,3 m		
3M™ Transpore™ White Surgical Tape				
	1534-1	Standard Roll 1 in x 10 yd 2,5 cm x 9,1 m	<ul style="list-style-type: none"> • Securing dressings to damp or dry skin • Anchoring tubes and devices • When tape width must be customized 	
	1534-2	Standard Roll 2 in x 10 yd 5 cm x 9,1 m		
	1534S-1	Single-Patient Use Roll 1 in x 1½ yd 2,5 cm x 1,37 m		
	1534S-2	Single-Patient Use Roll 2 in x 1½ yd 5 cm x 1,37 m		
3M™ Medipore™ H Soft Cloth Surgical Tape				
	2863	Standard Roll 3 in x 10 yd 7,6 cm x 9,1 m	<ul style="list-style-type: none"> • Securing over areas where skin may stretch (e.g.; edema, distention, hematoma formation or movement) 	
	2864	Standard Roll 4 in x 10 yd 10,1 cm x 9,1 m		
	2864S	Single-Patient Use Roll 4 in x 2 yd 10,1 cm x 1,8 m		

**In vitro* testing shows that the transparent film provides a viral barrier from viruses 27nm in diameter or larger while the dressing remains intact without leakage.

Important Safety Information for Tegaderm™ CHG dressings

Do not use Tegaderm™ CHG dressings on premature infants or infants younger than two months of age. Use of this product on premature infants may result in hypersensitivity reactions or necrosis of the skin.

The safety and effectiveness of Tegaderm™ CHG dressings has not been established in children under 18 years of age. For full prescribing information, see the Instructions for Use (IFU). Rx Only.

1. Pronovost P, Needham D, Berenholtz S, et al. An intervention to decrease catheter-related bloodstream infections in the ICU. *N Engl J Med*. 2006;355(26):2725-2732.
2. Centers for Disease Control and Prevention. 2017 Recommendations on use of chlorhexidine-impregnated dressings for prevention of intravascular catheter-related infections: An update to the 2011 guidelines for the prevention of intravascular catheter-related infections from the Centers for Disease Control and Prevention. <https://www.cdc.gov/infectioncontrol/guidelines/c-i-dressings/>.
3. Scheithauer S, Lewalter K, Schröder J, et al. Reduction of central venous line-associated bloodstream infection rates by using a chlorhexidine-containing dressing. *Infection*. 2014;42(1):155-9.
4. Association for Professionals in Infection Control and Epidemiology, Inc. APIC Implementation Guide: Guide to Preventing Central Line-Associated Bloodstream Infections, 2015. https://apic.org/Resource_/TinyMceFileManager/2015/APIC_CLABSI_WEB.pdf.
5. 3M Data on file (05-7838, 05-7939, 05-7771).
6. Centers for Disease Control and Prevention. Guidelines for the Prevention of Intravascular Catheter-Related Infections, 2011. <http://www.cdc.gov/hicpac/pdf/guidelines/bsi-guidelines-2011.pdf>.
7. Infusion Nurses Society (INS). Infusion Therapy Standards of Practice. INS; 2016.
8. Rutledge LF, DeCabooter DP, Walters SA, Bernatchez SF. Catheter securement systems: comparison of two investigational devices to a sutureless securement device, a securement dressing, and sutures in a pig model. *Intensive Care Med Exp*. 2015;3:24.
9. 3M Data on file (05-12858).
10. 3M Data on file (05-012089).
11. McNichol L, Lund C, Rosen T, Gray M. Medical Adhesives and Patient Safety: State of the Science. *J Wound Ostomy Continence Nurs*. 2013;40(4):365-380.
12. 3M Data on file (05-005732, 05-002049).
13. Centers for Disease Control and Prevention. Recommendations for Preventing Transmission of Infections Among Chronic Hemodialysis Patients. <https://www.cdc.gov/mmwr/preview/mmwrhtml/rr5005a1.htm>. Accessed September 13, 2019.
14. Walters M, Lonsway D, Rasheed K, Albrecht V, McAllister S, Limbago B, Kallen A. Investigation and Control of Vancomycin-resistant *Staphylococcus aureus*: A Guide for Health Departments and Infection Control Personnel. Atlanta, GA 2015. Available at: http://www.cdc.gov/hai/pdfs/VRSA-Investigation-Guide-05_12_2015.pdf.
15. KL Love. Single-Patient Rolls of Medical Tapes Reduce Cross Contamination Risk. *Infection Control Today*. 2013;17(1).

To learn more about how 3M can help you and your facility protect clinician and patient safety, prevent costly IV site complications, and improve patient satisfaction, contact your 3M Medical Solutions representative or call the 3M Health Care Customer Helpline at 1-800-228-3957. Outside of the United States, contact the local 3M subsidiary.

For more information, go to **3M.com/Medical**



Medical Solutions Division
3M Health Care
2510 Conway Avenue
St. Paul, MN 55144 USA

Phone 1-800-228-3957
Web 3M.com/Medical

Printed in USA. Please recycle.
© 3M 2015, 2016, 2018, 2019. All rights reserved.
3M, Avagard, Cavilon, Curo, Curo Jet, Curo Tips, Medipore, Tegaderm and Transpore are trademarks of 3M.
SorbaView is a trademark of Centurion.
BD Nexiva is a trademark of BD.
Tego is a trademark of ITL Corporation
70-2011-5739-6