



3M™ Dermatac™ Drape

Elevate the 3M™ V.A.C.® Therapy Experience with 3M™ Dermatac™ Drape.

Dermatac Drape is the first-ever silicone-acrylic hybrid drape for use with V.A.C.® Therapy. It was designed using patient-centered science, with your challenges and needs in mind.

Dermatac Drape is also included with the new 3M™ V.A.C.® Peel and Place Dressings. The first-ever 3M™ V.A.C.® Therapy Dressing with up to 7-days of wear time.

An innovative mix to support the next level of healing.

Provide wound healing support for your patients receiving 3M™ V.A.C.® Therapy with the dual benefits of adhesive acrylic and forgiving silicone.

3M™ Dermatac™ Drape utilizes the precise combination of acrylic and silicone for an ideal balance.




Fig. 1 | Traditional acrylic drape

Traditional acrylic drape

- Acrylic is a stiffer adhesive and adhesion builds over time, potentially leaving gaps between drape and skin at initial placement which can lead to leaks and additional patching required for the negative pressure wound therapy (NPWT) seal
- The full periwound skin contact provided by traditional high-tack acrylic adhesive drapes can deform skin upon removal (see Fig. 1)

3M™ Dermatac™ Drape

- Silicone is a softer adhesive, rapidly filling gaps at placement
- Dermatac Drape has less acrylic contact with periwound skin due to its perforated silicone layer allowing the softer, more flowable silicone to deform at removal instead of the patient's skin (see Fig. 2)
- The **high-tack acrylic layer** will cure to patient up to 20 minutes after placement, allowing for repositionability in this timeframe
- The **silicone layer** allows for greater contact with skin, reducing leaks at placement and conforming easily to different anatomical locations

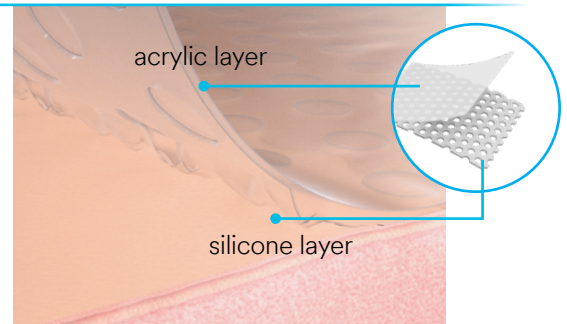



Fig. 2 | 3M™ Dermatac™ Drape

Drape features	3M™ V.A.C.® Drape	3M™ Dermatac™ Drape
Provides a seal you can trust.	✓	✓
May help reduce waste and save time at dressing changes.	✗	✓
Bonds with skin, not gloves or itself.	✗	✓
Skin-friendly repeated use.	✗	✓
Comfort on removal.	✗	✓

Apply with ease.

Conforms to different anatomical locations and can be repositioned.



Intelligently contours

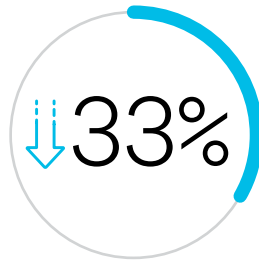
- Adapts to the body
- Provides a tight seal—even in uneven areas

Clinicians using 3M™ Dermatac™ Drape during a 5-patient case study, noted that the hybrid drape was easy to place and readjust upon initial placement, improving the ease of dressing changes.¹



Saves time

- Less training as drape is easier to apply

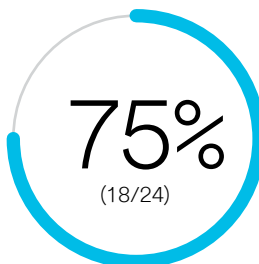


33% reduction in dressing application time using 3M™ V.A.C® Drape vs. standard drapes.^{2,7}



User-friendly handling for reduced waste

- Detaches without difficulty when stuck to gloves or itself
- Requires only one layer for a successful seal vs. several layers with acrylic drapes



75% of clinicians found Dermatac Drape required:


- **Less** drape at dressing changes
- **Less** need to window pane
- **No** need for ancillary products


Based on a survey of 24 clinicians³

Seal in the heal.

Maintains a highly-effective seal for wound protection.

Securely seals
for up to
72
hours

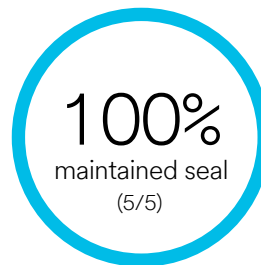
 Acts as a barrier to external contaminants.

 Maintains a moist wound healing environment that favors healing.

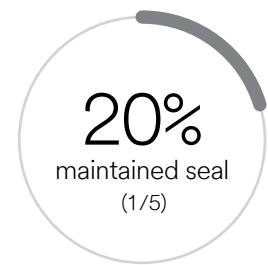
Infected wounds should be monitored closely and may require more frequent dressing changes than non-infected wounds, dependent upon factors such as wound conditions and treatment goals.



3M™ Dermatac™ Drape



Other silicone-based drapes



Based on a simulated wound model of Dermatac Drape vs. Mölnlyckes Avance® Film with Safetac® technology (n=5)⁴

	3M™ Dermatac™ Drape	Other silicone-based drape
Showed superior adhesion performance in dry conditions.	91.8%	1.3%
Showed superior adhesion performance in wet conditions.	83.7%	0%

Based on a bench test comparing Dermatac Drape and Mölnlycke's Avance® Film with Safetac® technology (n=30)⁵

Remove with kindness.

Skin-friendly removal supports optimal healing and patient comfort.

Respects skin integrity.

- **Supports the natural healing process** of the skin protecting the periwound while maintaining an effective seal for NPWT
- **May help mitigate periwound irritation risk** of medical adhesive-related skin injury (MARS), or other skin conditions caused by the continued use of medical adhesives
Based on a 5-patient case study¹
- **Low-tack adhesive properties** of 3M™ Dermatac™ Drape are strong enough to maintain a seal for yet gentle enough to help take the pain out of dressing changes^{2,6,7}
- **No signs of maceration or irritation observed**
Based on a 17-patient observational study of 53 applications with 3M™ V.A.C.® Therapy



63%
(15/24)

63% of clinicians noted better periwound appearance

Based on a survey conducted at the end of the limited commercial release of 20 clinicians using Dermatac Drape with V.A.C.® Therapy.³



100%
(17/17)

100% of patients agreed that Dermatac Drape was painless to remove

Based on feedback from 17 patients over a 2-week period in which they were asked how removal felt at dressing changes every 48 to 72 hours.⁸

Improves patient comfort.

A retrospective review of 46 dressing changes highlighting patient assessments of pain at dressing changes found that patients (n=27) reported lower pain scores on average (2.23 ± 2.0) compared to a previous comparative study indicating a mean score of 6.5 when traditional drapes and foam were used (Fraccalvieri 2011).^{5,9}



3M™ Dermatac™ Drape

The advantages are clear for combining the clinical benefits of 3M™ V.A.C.® Therapy with the benefits of Dermatac Drape.



Apply with Ease

Unique silicone-acrylic hybrid is repositionable upon initial placement and conforms to different anatomical locations.



Seal in the Heal

Maintains a highly effective seal for wound protection.



Remove with Kindness

Skin-friendly removal supports optimal healing and patient comfort.

SKU	V.A.C.® Therapy Products with Dermatac Drape	Size	Ordering Information
Up to 48-72 hours, or no less than 3 times per week dressing kits for V.A.C.® Therapy			
DTAC10LDP	3M™ Dermatac™ Drape (drape only)	-	Case of 10
DTGF10PKS	3M™ Dermatac™ Drape and 3M™ V.A.C.® Granufoam™ Dressing Kit	Small	Case of 10 1 3M™ Dermatac™ Drape per kit
DTGF10PKM	3M™ Dermatac™ Drape and 3M™ V.A.C.® Granufoam™ Dressing Kit	Medium	Case of 10 1 3M™ Dermatac™ Drape per kit
DTGF10PKL	3M™ Dermatac™ Drape and 3M™ V.A.C.® Granufoam™ Dressing Kit	Large	Case of 10 2 3M™ Dermatac™ Drapes per kit
Up to 7-day wear time dressing kits for V.A.C.® Therapy*			
EZ5SML	3M™ V.A.C.® Peel and Place Dressing Kit	Small	Case of 5
EZ5MED	3M™ V.A.C.® Peel and Place Dressing Kit	Medium	Case of 5
EZ5LRG	3M™ V.A.C.® Peel and Place Dressing Kit	Large	Case of 5

*See V.A.C.® Peel and Place Dressing IFU for more information on wounds appropriate for these dressings.

NOTE: Specific indications, contraindications, warnings, precautions, and safety information exist for these products and therapies. Please consult a clinician and product instructions for use prior to application. Rx only.

REFERENCES: **1.** Napolitano, R. Early Use of a Novel Acrylic-Silicone Hybrid Drape With Negative Pressure Wound Therapy in Lower Extremity Wounds. Poster presented at the SAWC Fall Meeting, Las Vegas, NV. Oct 2019. **2.** 3M. Summative User Interface Evaluation Report. March 20, 2018. **3.** 3M. Clinician Surveys. May 2019. **4.** 3M. Evaluation of Seal Performance for Dermatac Drape and Mölnlycke Avance Safetac Drape on Simulated Wound Model. Nov 20, 2018. **5.** Kharkar, P. Novel Drape with Hybrid Adhesives Has Improved Adhesion Properties. Poster presented at the SAWC Fall Meeting, Las Vegas, NV. Oct 2019. **6.** 3M. The Performance of Dermatac Drape as Compared to 3M™ VAC® Drape in Healthy Human Subjects. April 5, 2016. **7.** ICG. Dermatac Opportunity Assessment: Qualitative & Quantitative Market Research Final Report. October 8, 2015. **8.** Galarza, L. (2019, May). Initial clinical observations using a novel negative pressure wound therapy drape comprised of acrylic and silicone. SAWC Spring, San Antonio, TX. **9.** Fracalvieri M, Ruka E, Bocchiotti MA, et al. Int Wound J. 2011;8:492-499

Contact your 3M representative to set up a product evaluation or visit [Engage.3M.com/Dermatac-Drape-Sample](https://www.engage.3m.com/Dermatac-Drape-Sample)

As with any case study, the results and outcomes should not be interpreted as a guarantee or warranty of similar results. Individual results may vary depending on the patient's circumstance and conditions.



Solventum Medical Surgical

2510 Conway Ave
St. Paul, MN 55144 USA
Phone 1-800-275-4524 (NPWT products)
1-800-228-3957
Web 3M.com/NPWT

© Solventum 2024. Solventum, the S logo and other trademarks are trademarks of Solventum or its affiliates. US_70-2011-8205-5