



# Tegaderm™

IV Care Solutions

## Product Guide

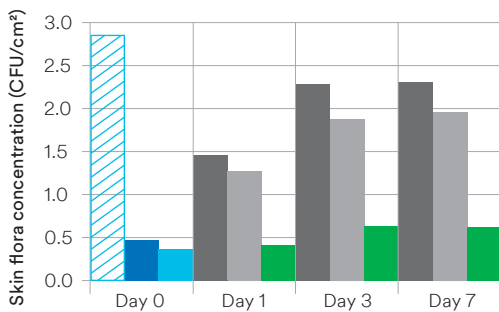
Compatible with the Velano Vascular™ PIVO™ blood draw procedure\*

# 3M™ Tegaderm™ Antimicrobial I.V. Advanced Securement Dressing 9132

Integrated design combines antimicrobial protection with site visibility, catheter securement and consistent application for peripheral IVs.

### Antimicrobial protection

Suppresses the regrowth of normal skin flora on prepped skin better than non-antimicrobial dressings.<sup>1</sup>



Legend:

- Baseline (hatched bar)
- Post 70% IPA (dark blue bar)
- Post 2% CHG in 70% IPA (light blue bar)
- Control dressing, skin prepped with 70% IPA (grey bar)
- Tegaderm™ Antimicrobial I.V. Advanced Securement Dressing, skin prepped with 2% CHG in 70% IPA (green bar)

**A waterproof, sterile barrier protects against external contaminants\*\***

Breathable, transparent film.

**Antimicrobial protection**

Chlorhexidine gluconate (CHG) is formulated into the dressing adhesive to provide antimicrobial protection. No additional moisture is required to activate.



**Large securement tape strip with notch**

Promotes consistent application and enhances stabilization.

**Conforming edge border**

Uses technology designed to reduce edge-lift.

**Conforming keyhole notch**

A notch allows catheter lumens to fit better and stay in place.

## Antimicrobial protection

Proven to sustain the suppression of regrowth of normal skin flora on prepped skin for up to 7 days.

## Site visibility

Transparent dressing enables early identification of complications at the insertion site.

## Catheter securement

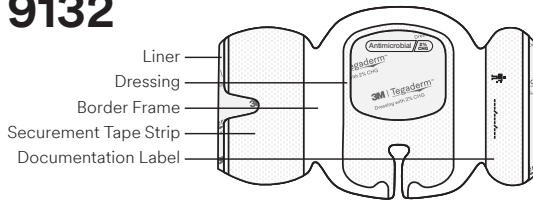
Designed to minimize catheter movement and dislodgement.

## Ease of use

The dressing with CHG adhesive is designed to ensure standardized, correct application.

\*Compatible with peripheral IV systems commonly used with the Velano Vascular™ PIVO™ blood draw procedure, including the Velano ExT™ Stabilization Device.  
\*\**In vitro* testing shows that the film provides a barrier against viruses 27 nm in diameter or larger while the dressing remains intact without leakage.  
1. 3M data on file. EM-05-305455

9132



## Product Guide

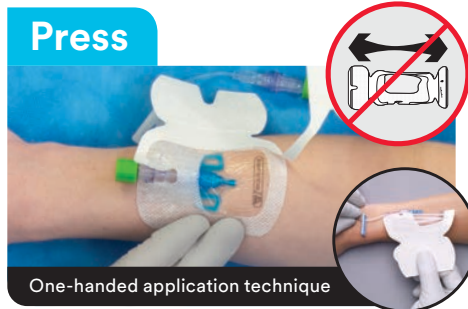
Compatible with the Velano Vascular™ PIVO™ blood draw procedure\*

### Prepare



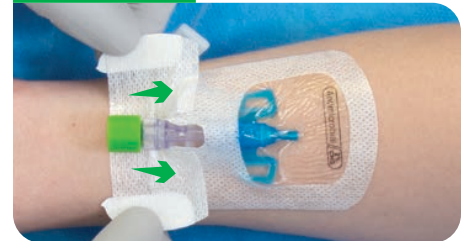
Prepare site according to facility protocol. Ensure site is completely dry.

### Press



Do not stretch the dressing at placement. Peel the liner from the dressing and place the dressing window over insertion site, aligning extension tubing with securement notch. Apply firm pressure to entire dressing with one hand for optimal adhesion, while removing border frame with opposite hand.

### Secure



Apply securement tape strip under the blood collection hub and overlap back onto the dressing. Remove adhesive-free tabs.

### Secure



Document the dressing change information on the label strip. Apply label strip on top of dressing, over catheter lumen(s). Remove adhesive-free tabs. Secure tubing with tape.

### Monitor



Change the dressing:

- At least every 7 days
- If the dressing becomes loose, soiled or damp
- According to facility protocol

### Removal



Remove tape strips. Using a low and slow removal technique, start removing the dressing from where the catheter or tubing exits the dressing toward the catheter insertion site. Avoid skin trauma by peeling the dressing back rather than pulling it up from the skin.

Refer to product Instructions for Use for other important information.

#### Ordering Information

Product	Product Number	Overall Dressing Size	Dressings/Box	Boxes/Case
	9132	3 3/8 in x 2 3/4 in	25	4



3M Health Care  
Medical Solutions Division  
2510 Conway Avenue  
St. Paul, MN 55144-1000 USA



Visit [3M.com/IVtraining](http://3M.com/IVtraining) to find product training resources for all 3M IV care solutions.

Phone 1-800-228-3957  
Web [3M.com/medical](http://3M.com/medical)

\*Compatible with peripheral IV systems commonly used with the Velano Vascular™ PIVO™ blood draw procedure, including the Velano ExT™ Stabilization Device.

Please recycle. Printed in U.S.A.  
3M and Tegaderm are marks and/or registered marks of 3M. Unauthorized use prohibited. © 3M 2020. All rights reserved. PIVO, Velano Vascular and Velano ExT are trademarks of Velano Vascular. 70-2011-7968-9