




Tegaderm™

IV Care Solutions

3M™ Tegaderm™ I.V. Advanced Securement Dressing 1882

Comprehensively designed to help you deliver exceptional patient care through advanced catheter securement, enhanced wear time and gentle removal. This dressing is an option for smaller vascular access sites in pediatrics and adults and is safe to wear up to 7 days.

Also available with antimicrobial protection



Site visibility

Transparent dressing enables early identification of complications at the insertion site.

Catheter securement

Designed to minimize catheter movement and dislodgement.

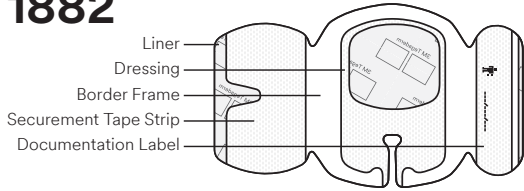
Ease of use

Frame delivery makes placement accurate and easy for consistent application.

Patient comfort

Safe to wear up to 7 days, potentially reducing the number of dressing changes and restarts.

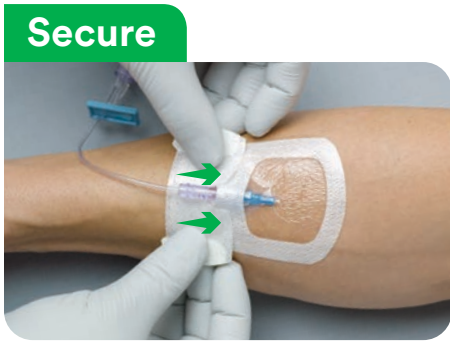
*In vitro testing shows that the film provides a barrier against viruses 27 nm in diameter or larger while the dressing remains intact without leakage.



Prepare
Prepare site according to facility protocol. Ensure site is completely dry.



Press
Do not stretch the dressing at placement. Peel the liner from the dressing and place the dressing window over insertion site, aligning extension tubing with securement notch. Apply firm pressure to entire dressing with one hand for optimal adhesion, while removing border frame with opposite hand.



Secure
Apply securement tape strip under the extension tubing and overlap back onto the dressing. Remove adhesive-free tabs.



Secure
Document the dressing change information on the label strip. Apply label strip on top of dressing, over catheter lumen(s). Remove adhesive-free tabs. Secure tubing with tape.



Monitor
Change the dressing:


- At least every 7 days
- If the dressing becomes loose, soiled or damp
- According to facility protocol



Removal
Remove tape strips. Using a low and slow removal technique, start removing the dressing from where the catheter or tubing exits the dressing toward the catheter insertion site. Avoid skin trauma by peeling the dressing back rather than pulling it up from the skin.

Refer to product Instructions for Use for other important information.

Ordering Information

Product	Product Number	Overall Dressing Size	Dressings/Box	Boxes/Case
	1882	2 3/4 in x 3 3/8 in	50	4



3M Health Care
Medical Solutions Division
2510 Conway Avenue
St. Paul, MN 55144-1000 USA



Scan to view a product training video or visit 3M.com/IVtraining to find product training resources for all 3M IV care solutions.

Phone 1-800-228-3957
Web 3M.com/medical

Please recycle. Printed in U.S.A.
3M and Tegaderm are marks and/or registered marks of 3M. Unauthorized use prohibited.
© 3M 2018, 2020. All rights reserved.
70-2011-7175-1