



**3M**

**curo**s™

Disinfecting Port  
Protectors

**When their ports are  
protected, so is your  
peace of mind.**

**3M™ Curo**s™ Disinfecting Caps



# CLABSI

## is a serious threat

Every I.V. catheter presents potential for central line-associated bloodstream infections (CLABSI).



Up to  
**1 in 4 patients**  
who contract CLABSI die.<sup>1</sup>

**Even when not fatal,  
CLABSI can progress to  
other serious conditions,  
which can lead to  
extended hospital stays.<sup>2</sup>**

**71,900**  
preventable U.S. central line  
infections annually.<sup>3</sup>

1. [www.vdh.virginia.gov/epidemiology/surveillance/hai/documents/pdf/CDC\\_VitalSignsReportMarch2011.pdf](http://www.vdh.virginia.gov/epidemiology/surveillance/hai/documents/pdf/CDC_VitalSignsReportMarch2011.pdf).

2. Maki, D.G.; Kluger, D.M.; Crnich, C.J. The risk of bloodstream infection in adults with different intravascular devices: a systematic review of 200 published prospective studies. *Mayo Clin. Proc.* 2006; 81 (9): 1159–1171.

3. Mermel, L.A. Prevention of Intravascular Catheter-Related Infections. *Ann. Intern. Med.* 2000; 132: 391-402.





In the U.S., the annual cost  
to treat CLABSI exceeds

**\$2.3 billion.**<sup>4</sup>

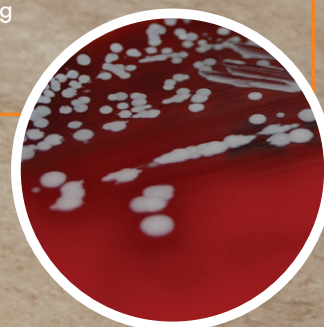
\$ \$ \$ \$

The average cost to treat  
a CLABSI in the US is

**\$45,000**  
per infection.<sup>5</sup>

## Are all of your ports protected?

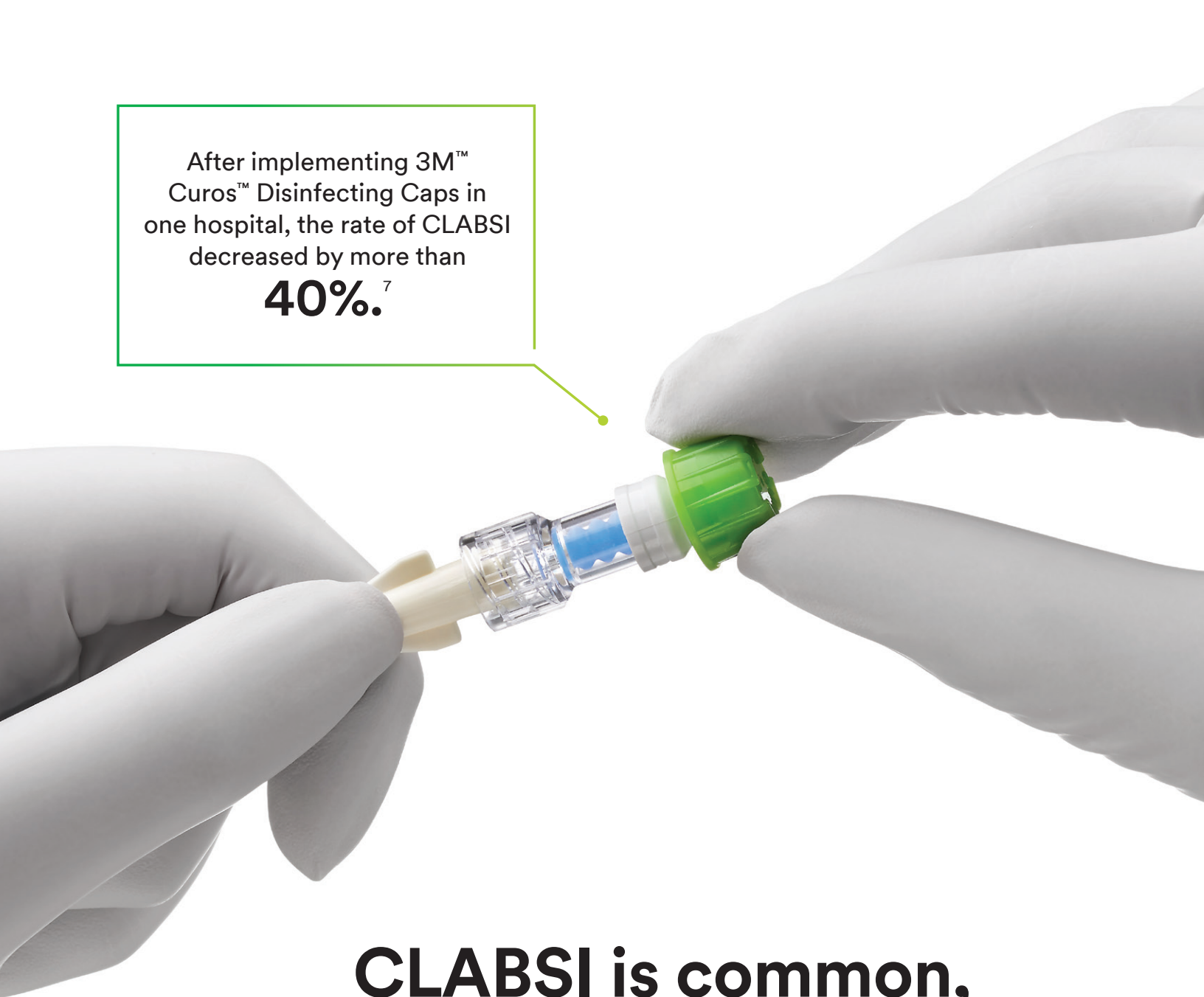
This is a picture of a culture taken from an unprotected port. Unprotected ports can touch floors, armpits, bed linens and other unsterile surfaces adding to their bioburden.<sup>6</sup>



4. Provonost, P.; Needham, D.; Berenholtz, S.; et al. An intervention to decrease catheter-related bloodstream infections in the ICU. *N. Engl. J. Med.* 2006; 355 (26): 2725.

5. Zimlichman, E.; Henderson, D.; et al. Health Care-Associated Infections: A Meta-analysis of Costs and Financial Impact on the US Health Care System. *JAMA Intern. Med.* Published online September 2, 2013.

6. Kaler, W. Making it easy for nurses to reduce the risk of CLABSI. *Patient Safety & Quality Healthcare.* 2014; 11 (6), 46-49.



After implementing 3M™  
Curot™ Disinfecting Caps in  
one hospital, the rate of CLABSI  
decreased by more than  
**40%.<sup>7</sup>**

## CLABSI is common, but it doesn't have to be.

Consistent use of Curot™ Disinfecting Caps on ports is associated with decreased CLABSI. Curot disinfecting caps are alcohol-impregnated caps that twist onto ports for disinfection and protection. They disinfect prior to line access and act as a physical barrier to contamination between accesses.

Each Curot disinfecting cap contains 70% isopropyl alcohol (IPA). The IPA bathes the surface of the port and disinfects it in 1 minute.

7. Merrill, K.C.; Sumner, S.; Linford, L.; Taylor, C. and Macintosh, C. Impact of universal disinfectant cap implementation on central line-associated bloodstream infections. American Journal of Infection Control 42 (2014) 1274-7.



# 3M™ Curoso™ Disinfecting Caps achieved a 99.99% reduction in 6 microbes commonly associated with CLABSI.<sup>8,9</sup>

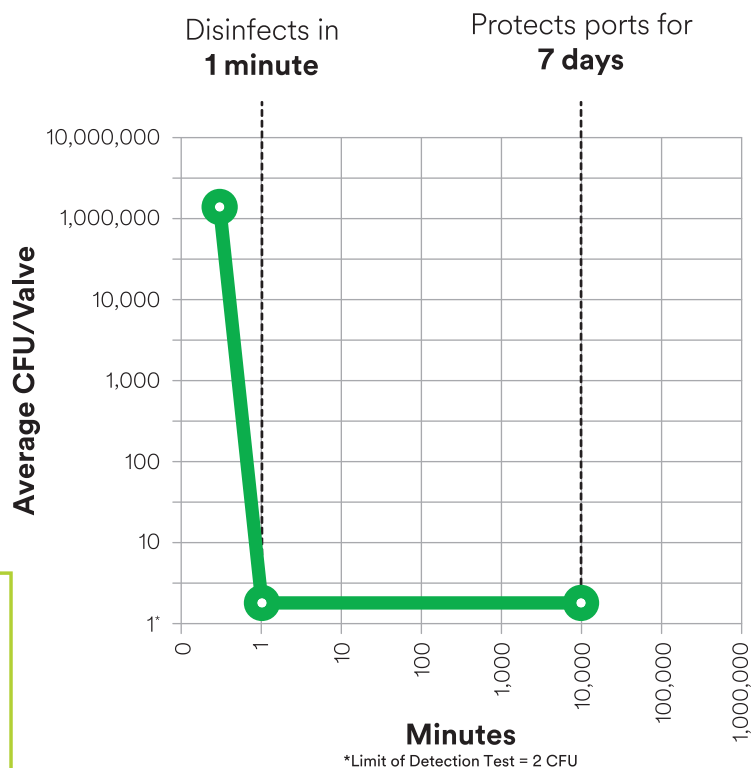
The effectiveness of Curoso products was tested *in vitro* against<sup>9</sup>



## STUDY CONCLUSION:

All test samples exceeded the minimum 4-log reduction after one minute.

Studies were conducted at independent laboratories.  
3M data on file.



## How do Curoso disinfecting caps compare with the “scrub the hub” method?

For more than a decade, the standard of care in port disinfection has been a thorough 15-30 second (plus drying time) manual scrub of the port with an alcohol pad, often referred to as scrubbing the hub. Curoso disinfecting caps provide several advantages over the scrub the hub protocol.

A U.S. hospital observational study showed less than 10% compliance with the disinfection protocol for catheter hubs.<sup>10</sup>

1

### Save time

Curoso alcohol-impregnated caps provide fast passive disinfection, saving nurses valuable time compared to most scrub the hub protocols. In addition, no drying time is required to achieve disinfection.

3

### Remove user technique variation

They remove the user technique variation found in manual scrubbing the hub procedure.

2

### Provide a physical barrier

They provide a physical barrier to contamination between accesses, for up to 7 days.

4

### Provide visual compliance confirmation

Their bright colour also provides quick visual confirmation that a port is clean, giving nurses peace of mind and empowering facilities to audit and improve disinfection compliance.

8. For more information regarding organisms associated with central line-associated bloodstream infections, refer to Sievert, D.M.; Ricks, P.; Edwards, J.R.; Schneider, A.; Patel, J.; Srinivasan, A.; . . . Fridkin, S. (2013). Antimicrobial-Resistant Pathogens Associated with Healthcare-Associated Infections: Summary of Data Reported to the National Healthcare Safety Network at the Centers for Disease Control and Prevention, 2009-2010. Infection Control & Hospital Epidemiology, 34 (01), 1-14. doi: 10.1086/668770.

9. Data reflects *in vitro* findings on Curoso™ Disinfecting Port Protectors.

10. J. Lee. “Disinfection cap makes critical difference in central line bundle for reducing CLABSIs,” in Proceedings of the APIC Annual Conference, vol. 39, p. E64, Fort Lauderdale, Fla, USA, 2013.

# All patients, all access points, all the time.

Use the entire family of 3M™ Curo™ Disinfecting Caps products to help reduce risks across intraluminal access points.

According to the 2016 Infusion Nurses Society Standards of Practice, “Use of passive disinfecting caps containing disinfecting agent (IPA) have been shown to reduce intraluminal microbial contamination and reduce rates of CLABSI<sup>11</sup>” (Level II)<sup>11</sup>



3M™ Curo™  
Disinfecting Cap for  
Needless Connectors



3M™ Curo Tips™  
Disinfecting Cap  
for Male Luers



3M™ Curo™ Disinfecting  
Cap for Tego® Hemodialysis  
Connectors



3M™ Curo™ Stopper  
Disinfecting Cap for  
Open Female Luers

11. Gorski, L.; Hadaway, L.; Hagle, M.E.; McGoldrick, M.; Orr, M.; Doellman, D. Infusion Therapy Standards of Practice. Journal of Infusion Nursing. 2016; 39 (suppl. 1): S1-S159.

# Where you need them, when you need them.

Curos brand products can be dispensed as individual caps or on strips. Strips of Curos brand products can be hung from I.V. poles for easy access, greater compliance and reduced waste.

## Powerful 1-minute disinfection

Curos disinfecting caps contain 70% isopropyl alcohol (IPA). The IPA disinfects the surface of the port in 1 minute. They're proven effective disinfecting against *Staphylococcus aureus*, *Staphylococcus epidermidis*, *Escherichia coli*, *Pseudomonas aeruginosa*, *Candida glabrata* and *Candida albicans*.

## Protects for up to 7 days

Curos disinfecting caps can also be left in place to keep ports clean and protected for up to 7 days. Passive disinfection removes human technique variance, providing consistent disinfection every time.

## Coloured bright to disinfect right

Brightly coloured Curos brand products verify that a port is clean at a glance and disinfection compliance can be easily and reliably measured.

## Protection that stays put

Curos disinfecting caps twist on easily and stay securely in place on commonly used ports – meeting INS Standards for add-on devices.

Strips are consistent  
with the INS Standards:

“Ensure disinfecting  
supplies are readily  
available at bedside to  
facilitate staff compliance  
with port disinfection.”<sup>11</sup>





# Clinical studies back us up

## Peer-Reviewed Articles

According to the 2016 Infusion Therapy Standards of Practice, "Use of passive disinfecting caps containing disinfecting agent (IPA) have been shown to reduce intraluminal microbial contamination and reduce rates of CLABSI." (Level II)<sup>11</sup>

Several hospitals have implemented the use of 3M™ Curo™ Disinfecting Caps and achieved impressive results.

10% increase in nurse compliance resulted in a statistically significant

**7%**  
**decrease in infection rates.**

*American Journal of Infection Control: Volume 40, Number 12; December 2014*

### Impact of Universal Disinfectant Cap Implementation on Central Line-Associated Bloodstream Infections

*Katreena Collette Merrill, RN, PhD; Sharon Sumner, RN, BS; Lorraine Linford, RN, BS, CNSC; Carrie Taylor, RN, MS, CIC; Christopher Macintosh, RN, BS.*

- The rate of CLABSI infections decreased by >40% following implementation of the Curo™ Disinfecting Strip for Needleless Connectors (IRR = .557, P = .004).
- Curo Cap use was associated with an estimated savings of almost \$300,000 per year in the hospital studied.
- Weekly audits of compliance demonstrated that a 10% increase in nurse compliance resulted in a statistically significant 7% drop in infection rate.

Implementation of Curo Strips during the trial increased compliance rates from

**63% to 80%.**

*The Journal of the Association for Vascular Access: Volume 17, Number 4; December 2012*

### Central Venous Catheter Protective Connector Caps Reduce Intraluminal Catheter-Related Infection

*Chuck Ramirez, BA, RRT, VA-BC; Antonina M. Lee, MEd, MPH, RN, CIC; Ken Welch, MD; Banner Estrella Medical Center, Phoenix, AZ*

- During 2010, the CLABSI rate reduced from 1.9 in 2010 to 0.5 during the one-year trial period.
- The implementation of Curo™ Disinfecting Strip for Connectors during month five of the trial increased compliance rates from 63% to 80%.



This infection reduction could translate to an annual savings of approximately

**\$3.7 million.**

### **Use of a Central Catheter Maintenance Bundle in Long-term Care Hospitals**

*Anthony M. Grigoris, PhD; Amanda M. Dawson, PhD; Mary Burkett, DNP, CNS; Arthur Dylag, MA, MBA; Matthew Sears, BS; Betty Helber, RN, MS, ANE-BC and Lisa K. Snyder, MN, MPH*

- A central catheter maintenance bundle was implemented in 30 long-term acute care hospitals (LTACHs), and compliance with the bundle was tracked for six months. CLABSI rates were monitored for 14 months before and 14 months after the bundle was implemented.
- In addition to the CDC guidelines, the bundle protocol included education on the protocol, mandatory use of alcohol-based central catheter caps, chlorhexidine gluconate dressings, and formation of a central catheter team of nurses.
- A mean reduction of 4.5 CLABSIs per LTACH occurred for the LTACHs studied for 14 months after the bundle was implemented. This infection reduction could translate to a savings of approximately \$3.7 million annually for the 30 LTACHs studied and could have potentially saved 20 patients' lives, assuming a 15% mortality rate from CLABSIs.

### **Impact of Alcohol Impregnated Port Protectors and Needleless Neutral Pressure Connectors on Central Line-Associated Bloodstream Infections and Contamination of Blood Cultures in an Inpatient Oncology Unit**

*Michael A. Sweet, PharmD; Aaron Cumpston, PharmD; Frank Briggs, PharmD, MPH; Michael Craig, MD and Mehdi Hamadani, MD*

- A total of 6,851 central line-days and 16 CLABSIs (2.3 infections/1,000 central line days) were documented during the control period, compared with 3,005 central line days and one CLABSI (a rate of 0.3 infections/1,000 central line days) during the intervention period (relative risk, 0.14; 95% confidence interval [CI], 0.02-1.07; P = .03).
- This 32-bed study showed \$500,000 in annualized savings (Sweet MA, et al. SHEA Product Evaluation 2011).
- The rate of contaminated blood cultures from central lines was 2.5% (17 of 692) during the control period, but only 0.2% (1 of 470) during the intervention period (relative risk, 0.09; 95% CI, 0.01-0.65; P = .002).
- The rate of adherence to the intervention was 85.2% (228 of 269 patients with catheter protectors).

32-bed study showed annual savings of

**\$500,000.**

### **Port Protectors in Clinical Practice: an Audit**

*Corinne Cameron-Watson. Barking Havering and RedBridge NHS Trust*

- The study measured the effect on compliance and incidence of vascular access device (VAD)-related bacteremia following the introduction of a passive disinfection device (Curos) for 6 months.
- As compared to data collected in a benchmark "scrub the hub" audit, data post Curos cap implementation showed VAD-related bacteremia rates reduced by 69% when staff compliance with Curos cap placement onto VADs was 80% or more.
- The use of Curos caps was estimated to provide a potential clinical-time saving of 659.4 hours per year, which equates to 82.4 working days per year (based on an 8-hour day).
- Of the 86 staff trained to use a port protector, 70% returned completed questionnaire, and of these 100% preferred the port protectors to manual scrubbing.

Curos caps were estimated to provide a potential clinical time savings of

**82.4 working days per year.**

# The entire family of 3M™ Curos™ Disinfecting Caps

Disinfects in 1 minute

---

Protects ports for  
up to 7 days

---

Twists on, stays on

---

Brightly coloured  
for visual verification  
and auditing

---

Single use only



## 3M™ Curos™ Disinfecting Cap for Needleless Connectors

### Disinfects

Disinfects needleless connectors  
in 1 minute.

### Protects

Acts as a barrier to contamination while  
in place.


### Where you need them, when you need them

Strips of Curos brand products can be hung  
from I.V. poles for easy access, greater  
compliance and reduced waste.

### Dispensing options

- Individual caps
- Strips (10 count)





## 3M™ Curox™ Stopper Disinfecting Cap for Open Female Luers

### Thoughtful design

Curox stopper disinfecting caps are designed to Luer lock onto a wide range of stopcocks and catheter hubs. They utilize 70% IPA to disinfect the critical surfaces of open female Luers, prior to line access.

The unique cap design will hold pressure to maintain a closed system.

### Dispensing options

- Individual caps
- Strips (5 count)



## 3M™ Curox™ Disinfecting Cap for Tego® Hemodialysis Connectors

### Compatible

This specially designed Curox disinfecting cap has been tested to fit and maintain the integrity of the Tego® Hemodialysis Connector.

*\*ICU Medical. "Tego Swab Recommendations and Compatibility with Disinfecting Caps," October, 2012.*

### Custom coloured

White Curox caps for Tego® hemodialysis connectors are easily distinguished from green caps for dedicated use on the Tego connectors.

### Dispensing options

- Individual caps



## 3M™ Curox Tips™ Disinfecting Cap for Male Luers

### Protection where it's needed

Curox Tips disinfecting caps contain 70% IPA within their inner cavity to disinfect and protect the distal end of I.V. tubing and other male Luer devices.

### Optimal alcohol placement

A unique design shields excess alcohol from entering while providing sufficient flow of alcohol precisely where it is needed – on the exposed exterior male Luer.

### Dispensing options

- Strips (5 count)



To order call  
**1-800-563-2921**

Product	Dispenser	3M Product Order #	Boxes per Case	Units per Box	Total Caps or Tips per Case
<b>3M™ Curo™ Disinfecting Caps for Needleless Connectors</b>	Individuals	CFF1-270R	10	270	2,700
	Strips (10 count)	CFF10-250R	10	25 Strips	2,500
<b>3M™ Curo™ Tips™ Disinfecting Caps for Male Luers</b>	Strips (5 count)	CM5-200R	10	40 Strips	2,000
<b>3M™ Curo™ Disinfecting Caps for Tego® Hemodialysis Connectors</b>	Individuals	CTG1-270R	8	270	2,160
<b>3M™ Curo™ Stopper Disinfecting Caps for Open Female Luers</b>	Individuals	CSA1-270R	8	270	2,160
	Strips (5 count)	CSA5-250R	8	50 Strips	2,000



## Proven protection that's easy to see.

To learn more about how 3M can help you and your facility protect clinician and patient safety, prevent costly I.V. site complications, and improve patient satisfaction, contact your 3M Critical & Chronic Care Solutions representative or call the 3M Health Care Customer Helpline at 1-800-563-2921. For more information, go to [3M.ca/Curo](http://3M.ca/Curo).



Available in Canada from:  
**3M Critical & Chronic Care Solutions Division**  
**3M Canada**  
P.O. Box 5757  
London, Ontario N6A 4T1  
Canada  
1-800-563-2921  
[www.3M.ca/Curo](http://www.3M.ca/Curo)

**3M Health Care**  
2510 Conway Avenue  
St. Paul, MN 55144  
USA  
1-800-228-3957  
[www.3M.com/C3SD](http://www.3M.com/C3SD)

3M, Curo and Curo Tips are trademarks of 3M. Used under license in Canada. Tego is a trademark of ICU Medical, Inc. © 2018, 3M. All rights reserved. 1801-10778 E