

V-Gard® H1 Safety Helmet
4-pt Chin Strap (PN 10194766)



Order No.: 10205296/00
CR 800000035611

V-Gard is a registered trademark of MSA Technology, LLC in the US, EU, and other countries.
Confidence Plus is a registered trademark of MSA Technology, LLC in the US.



The Safety Company

1000 Cranberry Woods Drive
Cranberry Township, PA 16066
USA

Phone 1-800-MSA-2222

Fax 1-800-967-0398

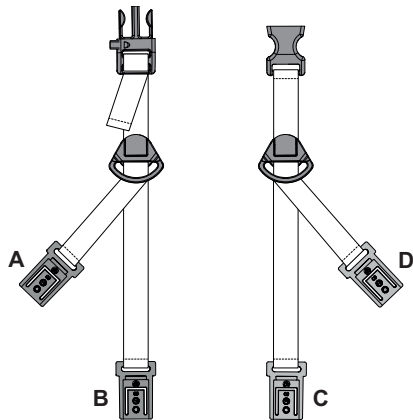
For your local MSA contacts please go to our website **www.MSAsafety.com**

1 Installing the Chin Strap

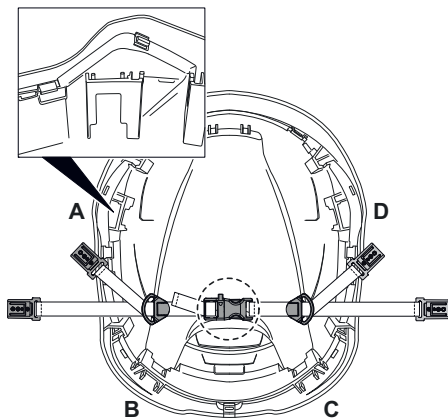


WARNING!

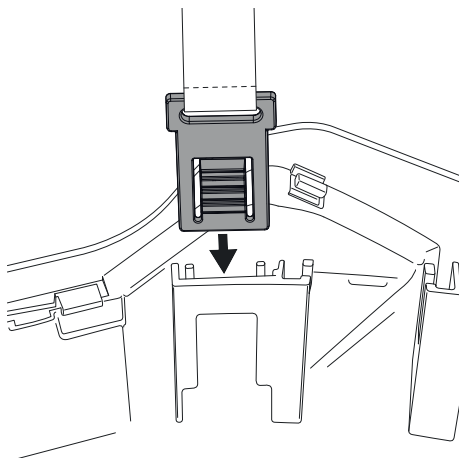
Examine the chin strap before and after each use for missing, cut, frayed, or broken stitching. Examine the hardware on the chin strap for breakage, cracks, discoloration, or any other unusual condition. If the chin strap shows any signs of wear or damage, replace it immediately. Failure to obey this warning can result in serious injury or death.



- (1) Remove the packaging, and examine the chin strap.



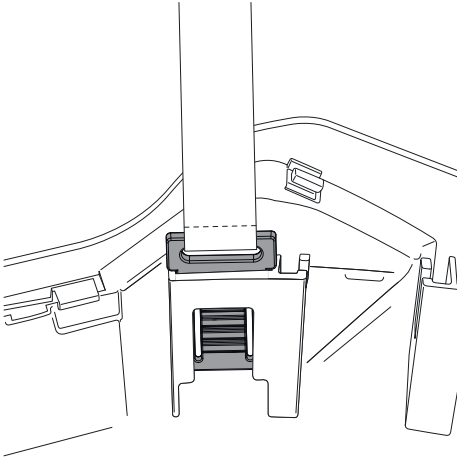
- (2) Put the helmet on its crown on a flat surface or your lap, so the brim points forward.
- (3) Align the chin strap so that the grey whistle buckle points towards the brim (circled).



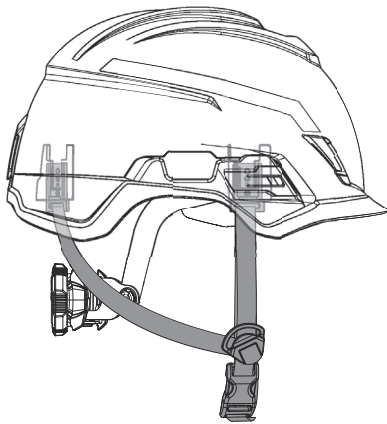
- (4) Connect the clips (A, B, C, D) to the related slots on the helmet (A, B, C, D).

US

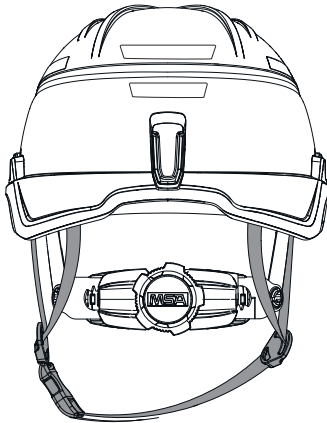
Installing the Chin Strap



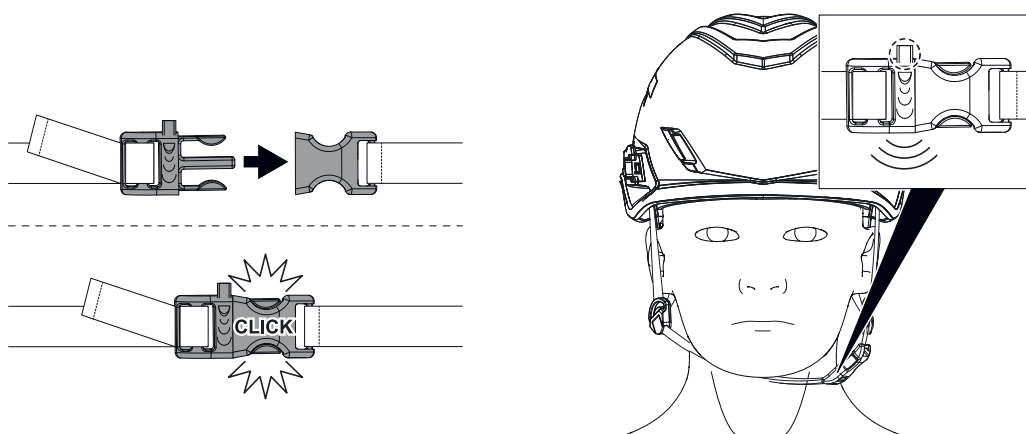
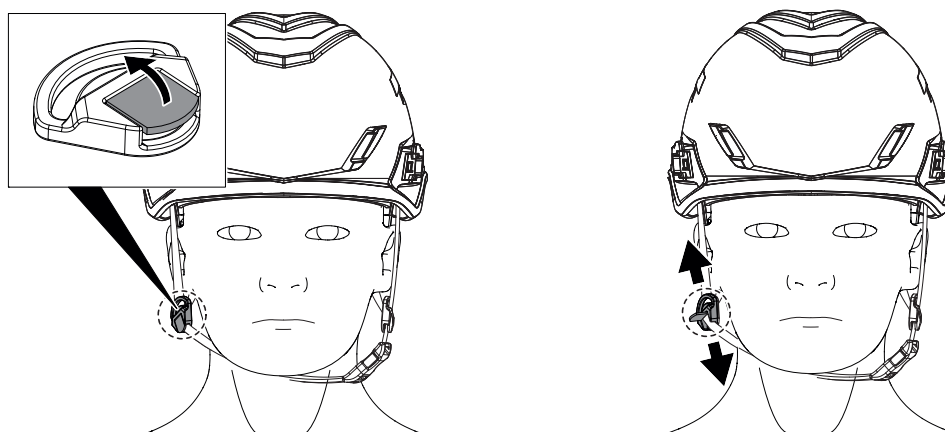
- (5) Make sure that the clips on all four legs of the chin strap are installed, are connected correctly, and do not disengage.



- (6) Make sure that the webbing is not twisted and is on the outside of the suspension, as shown.



2 Adjusting the Chin Strap



Make sure that you adjust the chin strap for a tight fit. To apply equal pressure between all four Y straps, pull the webbing through the side adjusters until the lengths are correct.

3 Maintenance

Examine the rescue whistle for blockage or damage. Blow the whistle to make sure it operates correctly. If the rescue whistle is damaged or broken, replace the chin strap.

Use a solution of MSA's Confidence Plus® Cleaning Solution (P/N 10009971 or 10032737) or mild soap and warm water to clean the chin strap and rescue whistle. Do NOT use detergents. Let the chin strap air-dry. MSA recommends that you replace the chin strap after 12 months of use.

4 Ordering Information

Part number	Description
10194766	Replacement Chin Strap, V-Gard H1 Safety Helmet, EN 397

