

# Cairns® Fire & Rescue Helmets

2014 Catalog



**WHEN YOU GO IN, WE GO IN WITH YOU.**



## Table of Contents

<b>Cairns Helmets Overview</b>	<b>4-5</b>	<b>Cairns Helmets</b>	<b>8-37</b>	<b>Components &amp; Options Overview</b>	<b>38-53</b>
<b>Key Safety Features</b>	<b>6-7</b>	Leather Helmets	8-13	<b>Replacement Parts</b>	<b>54-63</b>
		Traditional Helmets	14-21		
		Modern Fire & Rescue Helmets	22-35		
		Presentation Helmets	36-37		

# 5 Reasons to Choose Cairns® Helmets by MSA

We've been proudly manufacturing helmets for the fire service since 1836; first under the Gratacap banner, then as Cairns & Brother, and now as MSA. And to this very day, when it comes to head protection, more first responders trust Cairns than any other fire helmet brand. Here are just a few reasons why:

- 1 Our helmets can take the heat.**  
Because Cairns Helmets are up to 66% cooler than fire helmets without an impact cap, our helmets actually reduce your stress level, which means you can make better decisions more quickly when time is of the essence.
- 2 Our helmets can take the beating.**  
When you consider the combined effectiveness of our helmet shell, crumple-zone front holder, impact cap, suspension straps and chinstrap, our fire helmets offer the most complete impact absorption system on the market. And when you view those elements in light of our exclusive shell release system, there's simply no comparison.
- 3 Our shell release system can give you a second chance.**  
Suppose you are wearing anything other than a Cairns Helmet: if that helmet is torn off your head by a structure collapse or a fall through a roof or floor, only your Nomex hood stands between your head and the chaos around you.  
Frankly, you deserve better. That's why we invented shell release. In this dire situation, your Cairns impact cap is designed to separate from your helmet shell and remain on your head, shielding you from heat, debris and projectiles as you search for the nearest exit or await rescue.
- 4 Our retractable Defender® Visor loves a good challenge.**  
Unlike other integrated visors, only our Defender Visor is tough enough to meet NFPA 1971 and ANSI Z87.1+, yet simple enough that you can change out the lens without needing tools or requiring helmet disassembly. Plus, because the entire lens stows between our helmet shell and impact cap when it's not in use, the Defender Visor is protected from fire ground heat and debris, and it can't be lost or misplaced. No wonder it's our top-selling eye protection!
- 5 Our helmets cost less.**  
Although you may pay more upfront for Cairns Helmets, our helmets actually cost less than our competitors' when you account for quality, durability and ease of maintenance over their 10-year lifetime (per NFPA 1851). And when you factor in the added value of the safety features above, there's no contest.



# Cairns Helmets Overview






				
	<b>N6A Houston®</b>	<b>N5A New Yorker®</b>	<b>Cairns 1010 &amp; 1044</b>	<b>880 Tradition®</b>
Page Number	10	10	16	18
SHELL				
5-year warranty	■	■	■	■
Made in the USA	■	■	■	■
Leather	■	■		
Fiberglass Composite			■	
Thermoplastic				■
SAFETY OPTIONS				
Impact/Thermal Cap	■	■	■	■
Defender Visor			■	
Shell Release System			■	
Crumple-zone Front Holder	■	■	■	■
ARFF Proximity System			■	
NFPA COMPLIANCE				
NFPA 1971 (structural)	■		■	■
NFPA 1971 (proximity)			■	
NFPA 1951 (rescue)				

## Helmet Shell Material

<b>Leather</b>	<ul style="list-style-type: none"> <li>• The original Cairns fire helmet material</li> <li>• 100% top-grain steer hide</li> <li>• Impregnated with a natural resin system</li> <li>• Hand-tooled by craftsmen</li> <li>• Heaviest material</li> <li>• Not as durable as fiberglass or thermoplastic</li> <li>• Available on N5A New Yorker &amp; N6A Houston</li> </ul>
<b>Fiberglass Composite</b>	<ul style="list-style-type: none"> <li>• Most popular Cairns fire helmet material</li> <li>• Most durable Cairns shell material</li> <li>• Lighter than leather, but heavier than thermoplastic</li> <li>• Available in matte and painted finish</li> <li>• Available on 1010, 1044, 660C, 664 &amp; HP3</li> </ul>
<b>Thermoplastic</b>	<ul style="list-style-type: none"> <li>• More durable than leather, but not as durable as fiberglass</li> <li>• Lightest weight material</li> <li>• Available on 880 &amp; 360S/R/R-13</li> </ul>

## Helmet Style Overview

<b>Traditional</b>	<ul style="list-style-type: none"> <li>• Classic fire helmet design</li> <li>• Most popular Cairns fire helmet style</li> <li>• Generally heavier than our modern style</li> <li>• Taller profile than our modern style</li> <li>• Generally lower profile than our competitors' traditional helmets</li> <li>• Helmets: N5A, N6A, 1010, 1044 &amp; 880</li> </ul>
<b>Modern</b>	<ul style="list-style-type: none"> <li>• Lighter than traditional style</li> <li>• Lower profile than our traditional style</li> <li>• Lower profile than most of our competitors' modern style helmets</li> <li>• Helmets: 660C, 664, HP3, &amp; 360S/R/R-13</li> </ul>

					
	660C Metro® & Invader 664®	Structural 360S®	Commando HP3®	Rescue 360R	Rescue 360R-13
	24	26	28	30	32
	■	■	■	■	■
	■	■	■	■	■
	■		■		
		■		■	■
	■	■	■	■	
	■		■		
	■				
	■	■	■	■	
	■				
			■	■	■

### Helmet Colors

	Black	Yellow	Red	White	Orange	Blue	Green	Natural*
NGA Houston	■	■	■	■	■	■	■	■
N5A New Yorker	■	■	■	■	■	■	■	■
Cairns 1010	■	■	■	■	■	■	■	
Cairns 1044	■	■	■	■				
880 Tradition	■	■	■	■	■	■		
660C Metro	■	■	■	■	■	■	■	
Invader 664	■	■	■	■				
Commando HP3	■	■	■	■	■	■	■	
Structural 360S	■	■	■	■	■	■		
Rescue 360R	■	■	■	■	■	■		
Rescue 360R-13	■	■	■	■	■	■		

Colors shown are approximate. \*Not NFPA-1971 compliant

# Key Safety Features

## Cairns Head Protection System

We offer the most comprehensive impact and thermal head protection system, from top to bottom.

### 1 Crumple-zone Front Holder

- Helps protect you from impact-related injuries
- Absorbs impact forces far more effectively than a solid front holder, which can shatter on impact, creating dangerous projectiles
- Lighter weight than a solid front holder
- Available on N6A, N5A, 1010, 1044 and 880 models

### 2 Helmet Shell

- Flexes with impact to absorb energy
- Lower profile than many of our comparable competitors'
- Available in leather, fiberglass composite or thermoplastic, depending on helmet model

### 3 Impact Cap

- Offers superior impact and thermal protection, allowing for an overall lighter, lower profile helmet design
- Resists high-heat and flame
- Supports the tube-lock shock-absorbing suspension system
- Available on all Cairns Helmets except the Rescue 360R-13

### 4 Tube-Lock System


- Supports the helmet's suspension and chinstrap
- Helps protect you from injury by transmitting energy from the suspension and chinstrap to its support and the surrounding foam
- Available on all Cairns Helmets except the New Yorker N5A, Hourston N6A, Structural 360S, Rescue 360R and Rescue 360R-13

### 5 Overhead Suspension

- Provides a deep, stable fit while allowing enough crown clearance to provide maximum impact protection
- Available in 4- or 6-point configurations, depending on the helmet model

### 6 Chinstrap

- Completes the system by securing the helmet and its related safety elements to your head
- Features hi-viz quick-release buckles and a hook and loop stowage system
- Available with optional postman's slide for quick adjustment
- Available in 2- or 3-point configurations, depending on the helmet model



## Cairns Shell Release System

Available on 1010, 1044, 660C and 664.

### With it

If your Cairns Helmet is struck by collapsing structure or is hung up during a fall through a roof, floor, etc...

1. Your helmet shell separates from the impact cap.
2. The impact cap and earlaps remain on your head, which means you still have impact and thermal protection despite losing your helmet shell.

### Without it

If you were wearing a competitor's helmet in a situation like this...

1. Your helmet would have been ripped off your head.
2. Best case scenario: you'd have no more than a Nomex hood to protect you from additional impacts or heat exposure as you either attempt to exit the structure or await rescue.



## Cairns Defender Visor

The original integrated, retractable eye protection.

- Our most popular eye protection option
- Meets NFPA 1971
- Stores inside your helmet so it...
  - deploys and stows easily
  - stays protected from heat and debris when not in use
  - doesn't block your front piece
  - never gets lost or misplaced
- Features a quick-disconnect system so you can easily maintain or change out lenses without tools
- Fits most firefighters, even with glasses
- Available on 1010, 1044, 660C, 664 and HP3
- Available as a user-upgrade kit for the same helmets (see page 55)



## Cairns ARFF Proximity System

- Consists of an aluminized bonnet and shroud as well as a 6" gold-coated faceshield
- NFPA-1971 compliant for proximity use
- Does not interfere with your SCBA
- Easy to use
- Available on 1010, 1044, 660C and 664





# Cairns **Leather Helmets**

---



## Testimonials



My **N6A Houston** helmet has protected me in many fires and various incidents but on 7/24/11; it saved my life. While on the second story of the 6,700 sq ft house, our low-air alarms activated, so me and my other two crew members were preparing to go back out. I was inside the doorway of the attic, giving it one more shot of water, when our area of the house shook and collapsed, sending me headfirst into the garage, leaving the rest of the crew on the edge of what was left of the second story. Shortly after hitting the garage floor, I heard the roof tumbling down, collapsing on top of me and trapping me under the burning rubble. While readjusting my mask, I heard my guys send out a mayday over the radio, so I started to try to free myself. I was able to push some of the debris off me and crawled out. Low on air and suffering from minor burns and a severe pain in the left side of my chest; I looked for a way out. After exhausting a few different means of egress, and having no tools to breach an outside wall, I went back to the front of the garage where I was able to faintly see the front of the driveway/yard. I dove, rolled and crawled through the debris and fire towards the front of the garage and into a stream of water coming from the RIT team who had made entry to come find me. They pulled me out, started treatment and put me into an ambulance enroute to the hospital where I spent a few nights in the hospital due to minor burns, cuts and bruises, fractured ribs and a collapsed lung on the left side. A week or two later, when I looked at my gear, I realized that my helmet not only protected me from the fall, but from the the looks of my bent over bill, it kept some of the heavy roof timber from crushing my neck and/or the back of my head. Sorry about the length, just wanted to let you know that your products can and do make a difference everyday in the lives and families of firemen. THANK YOU for the craftsmanship, quality, and pride that you guys/gals put into each of these helmets.

**Jason M.**  
**Broken Arrow, OK**



This helmet belongs to my good pal, Mario, who works for the City of Detroit. As you can see from his helmet, he's seen quite a bit of fire service. I am sure you'll agree that his **N5A New Yorker** is getting to the point where it needs to be replaced and I can't think of a more deserving guy than him. I was in a garage fire with Mario some years back when we both worked in Ecorse, Michigan. He went in and saved a dog that was locked in a cage, while I stretched the line. After getting the dog, we managed to get the swing-up door open, but it detached from the ceiling, hitting Mario on the head and knocked him to the floor. He received compression fractures to his lumbar vertebrae. The good news is that his trusty New Yorker saved his melon. By the way, I am on my second Cairns leather and wouldn't trade it for the world.

**Neil G.**  
**Cape Coral, FL, Fort Myers Fire Dept.**

# N5A New Yorker & N6A Houston

*For Structural Firefighting*

- The Original Handcrafted Leather Firefighting Helmets
- Hat sizes: Medium (6¾ to 7½) and Large (7¾ to 8¾)



*N5A New Yorker  
(shown with Bourkes  
& Goggles)*



*N6A Houston  
(shown with Tuffshield)*

## Differences

N5A NEW YORKER	N6A HOUSTON
<ul style="list-style-type: none"> <li>• Meets US-OSHA 1910.156</li> <li>• Brass "nameplates" where North, East, South and West ribs meet the brim</li> <li>• No Lexan dome</li> </ul>	<ul style="list-style-type: none"> <li>• Meets NFPA 1971</li> <li>• No brass "nameplates"</li> <li>• Lexan dome for additional penetration protection</li> </ul>

## Features & Benefits

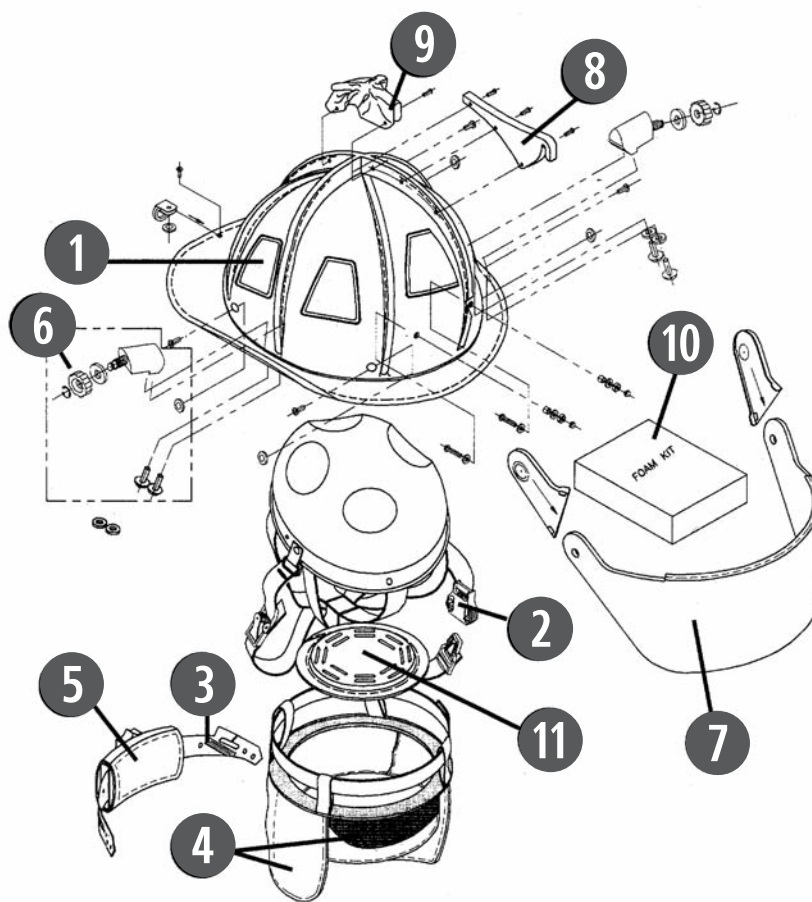
FEATURES	BENEFITS
<b>Leather Shell</b>	Uses only 100% top-grain high-quality steer hide impregnated with a natural resin system, unlike other "leather" helmets that use pleather, glued leather patchwork, or leather stretched over a plastic helmet shell
<b>Crumple-zone Front Holder</b>	Absorbs impact forces to help protect your head, neck and spine from injury
<b>Impact Cap</b>	Provides thermal and impact protection when you need it most
<b>Comfort Pad Kit</b>	Creates a customized fit unlike any other helmet
<b>Aluminum-core Edge Trim</b>	Helps the brim retain its shape
<b>Embossed Helmet Brim</b>	Oak vine pattern ties the helmet to over 175 years of Cairns fire helmet design tradition
<b>D-ring Helmet Hanger</b>	Fits on large hooks and resists bending
<b>Nomex Chinstrap</b>	Enhances safety, performance and fit thanks to quick-release buckles, postman's slide, and Velcro stowage system

## Colors

	Black	Yellow	Red	White	Orange	Blue	Green	Natural*
N6A Houston	■	■	■	■	■	■	■	■
N5A New Yorker	■	■	■	■	■	■	■	■

Colors shown are approximate. \*Not NFPA-1971 compliant

## Cairns N5A New Yorker & N6A Houston Exploded View



	<i>Replacement P/N Page</i>		<i>Replacement P/N Page</i>
<b>1</b> Reflective Trim	62	<b>7</b> Face/Eye Protection	55
<b>2</b> Chinstrap	56	<b>8</b> Front Holder	59
<b>3</b> Ratchet Headband System	57	<b>9</b> Brass Crown Piece	62
<b>4</b> Liner/Earlap	56	<b>10</b> Foam Adjustment Kit	57
<b>5</b> Leather Ratchet Pad	57	<b>11</b> Foam Crown Pad	57
<b>6</b> Faceshield Hardware	55		

# Cairns Leather Helmets

Ordering Selection Matrix and Price List

All Prices in U.S. Dollars • Prices Effective January 1, 2014

A		B		C		D		E	
Model		Color		Size		Eye Protection		Earlaps	
1 N6A Houston	778.26	1 Black	1 Medium	0 None *	0.00	1 Leather/Sateen Liner w/Jumbo Nomex Yellow Earlap	76.50		
2 N6A Houston w/Bourkes *	831.30	2 Red	2 Large	1 4" Tuffshield	65.61	2 Leather/Sateen Liner w/Jumbo PBI/Kevlar Earlap	103.02		
3 N5A New Yorker *	646.68	3 Blue		2 Cairns ESS Goggles *	65.61	3 Leather/Sateen Liner w/Jumbo Nomex Black Earlap	76.50		
4 N5A New Yorker w/Bourkes *	694.62	4 White		4 ESS Innerzone 3 Goggles	70.74				
		5 Yellow		5 ESS Innerzone 2 Goggles w/Low Profile Clips *	76.89				
		6 Orange		6 ESS Innerzone 1 Goggles	76.89				
		7 Natural *		9 ESS Innerzone 2 Goggles w/Side Clips	76.89				
		8 Green							

\* Not NFPA 1971 compliant



F		G		H		I	
Front Holder		Chinstrap		Trim Type		Trim Color	
1 6" Carved Brass Eagle	45.10	1 Nomex w/Quick-Release	35.87	0 None *	0.00	1 Lime/Yellow (standard)	
4 6" Carved Brass Beaver	45.10	2 Nomex w/Quick-Release & Postman's Slide	44.08	2 Reflexite (Standard)	9.23	2 White * (Reflexite Only)	
5 6" Carved Brass Dragon	45.10			3 Scotchlite	9.23	3 Red/Orange *	
						4 Red/Orange Triple Trim (Scotchlite Only)	
						5 Lime/Yellow Triple Trim (Scotchlite Only)	

Column: A B C D E F G H I

B-LTH-

PART NUMBER QUANTITY

A D E F G H

\$  \$  \$  \$  \$  \$  =

TOTAL HELMET LIST PRICE



# Cairns **Traditional Helmets**

## Testimonials



Two firefighters, Deputy Chief Chase D. Waggoner and Firefighter Justin King, making entry to a heavily involved residential structure near the village of Eldridge, Missouri on Dec. 31, 2010. Deputy Chief Waggoner was wearing a brand-new, white **Cairns 1044** Helmet on its first call. The helmet, along with his MSA SCBA, protected Waggoner despite the fact that signs of an impending flashover forced the crew to exit the structure within two minutes of entry.

**Chase W.**

**Lebanon, MO, Eldridge Volunteer Fire Department**



The crew I was assigned to for the day responded to a structure fire in a two story multi-family dwelling. Upon our arrival, we had light smoke conditions with no visible fire from side Alpha. Myself and another member entered the structure with an 1½ hose line and proceeded to Division 2 to attack the fire. When we reached Division 2, we encountered high heat and began our attack. Somehow, we lost water pressure and the flames were over taking us. As my partner retreated to the stairwell, I had the nozzle and moved back as well. Come to find out, his helmet, made by another manufacturer, had melted and compressed his hood onto his ears, causing extensive second degree burns. My **1010** held up and I made it out unhurt! It was a lesson to us both in water supply and having water before an attack is started. It also forced him to get a new helmet! I still wear **Cairns 880** and love them! I have gone through three different Cairns helmets during my 11 years here and plan on using many more. Thanks for protecting my melon from damage!

**Matt B.**

**Toledo, OH, Toledo Fire and Rescue Department**



Me with my **Cairns 880** Helmet which has served me well for the past seven years. It's an honor to wear a helmet that has such a deep root in the fire service. Regardless of the outcome, thank you for keeping the tradition alive.

**Ryan C.**

**Winthrop, MA,**

**Cambridge Auxiliary Fire Department**

## 1010 & 1044

### For Structural & Proximity Firefighting

- Most popular Cairns fire helmet models
- Only difference:
  - 1010: painted high-luster finish
  - 1044: unpainted matte finish
- Certified to NFPA 1971
- Certified for proximity firefighting (with bonnet, shroud and gold-coated faceshield)
- Hat sizes: 6% to 8%



Cairns 1010



Cairns 1044 (shown with Defender visor)

### Features & Benefits

FEATURES	BENEFITS
<b>Through-color Fiberglass Composite Shell</b>	Maintains its color even after taking a beating on the fireground
<b>Impact Cap</b>	Provides superior thermal and impact protection when you need it most
<b>Shell Release System</b>	Retain your impact cap and earlaps if your helmet shell is torn away during a fall or structural collapse
<b>Defender Visor Retractable Eye Protection</b>	Deploys easily when you need it, stores securely inside your helmet shell when you don't
<b>Crumple-zone Front Holder</b>	Absorbs impact forces to help protect your head, neck and spine from injury
<b>Adjustable Ratchet Height</b>	Allows for a comfortable, secure fit thanks to its 3 ratchet height positions
<b>Adjustable Headband Height</b>	Ensures a perfect fit between your helmet and SCBA mask
<b>Embossed Helmet Brim</b>	Oak vine pattern ties the helmet to over 175 years of Cairns helmet design tradition
<b>D-ring Helmet Hanger</b>	Fits on large hooks and resists bending
<b>Nomex Chinstrap</b>	Enhances safety, performance and fit thanks to quick release buckles, postman's slide, and Velcro stowage system

### Colors

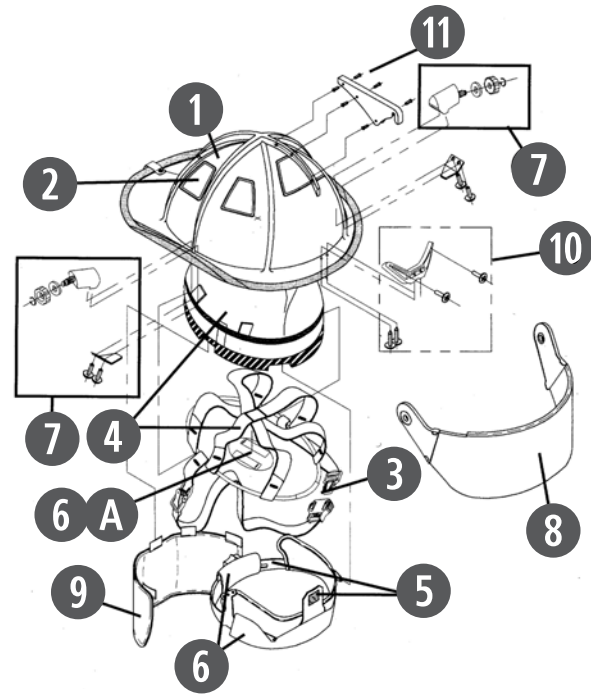
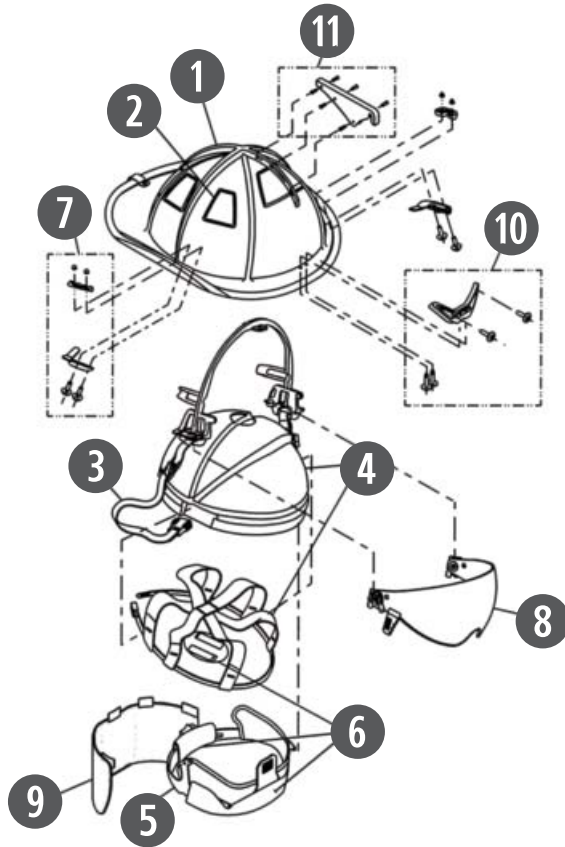
	Black	Yellow	Red	White	Orange	Blue	Green	Natural*
Cairns 1010	■	■	■	■	■	■	■	
Cairns 1044	■	■	■	■				

Colors shown are approximate. \*Not NFPA-1971 compliant



1010 Defender & 1044 Defender Exploded View

1010 & 1044 Exploded View



<b>1</b>	Helmet Shell	—
<b>2</b>	Reflective Trim	62
<b>3</b>	Chinstrap	56
<b>4</b>	Impact Cap and Suspension	60–61
<b>5</b>	Ratchet Headband System	57
<b>6</b>	Cushions	57

<b>6 A</b>	Crown Pad	57
<b>7</b>	Faceshield Hardware	55
<b>8</b>	Face/Eye Protection	55
<b>9</b>	Earlap/Protective Hood	56
<b>10</b>	Front Mounting Bracket	58
<b>11</b>	Front Holder	59

Replacement  
P/N Page

Replacement  
P/N Page

# 880 Tradition™

*For Structural Firefighting*

- Lightest, lowest profile traditional helmet
- Fits smallest head sizes of any Cairns helmet
- Certified to NFPA 1971
- Hat sizes: 5% to 7%



*(shown with Bourkes\* and ESS Innerzone 1 Goggle)*

## Features & Benefits

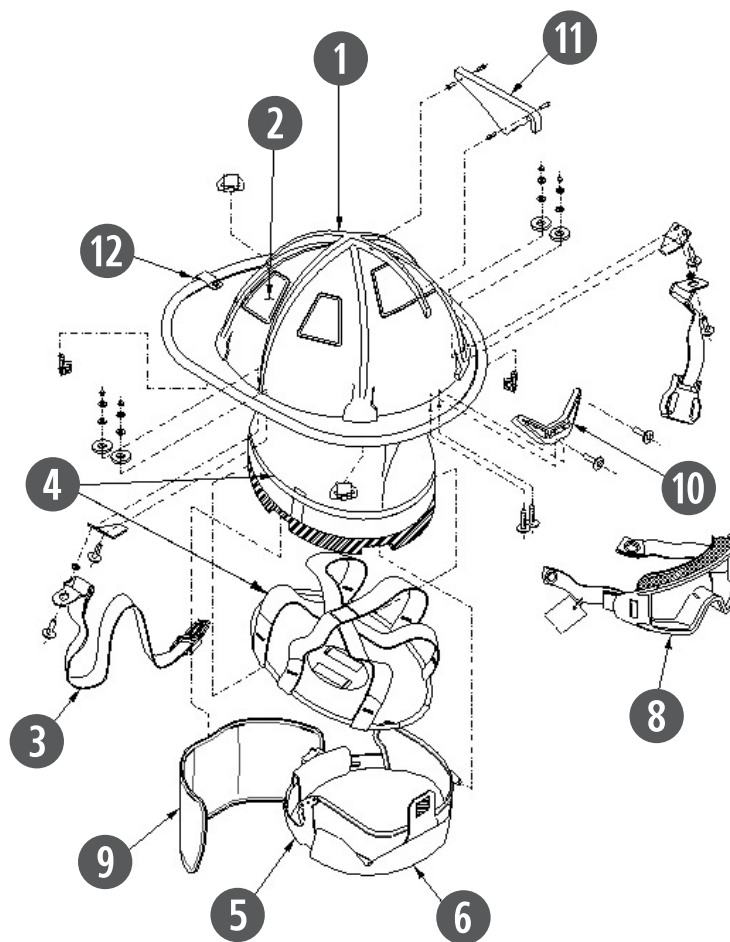
FEATURES	BENEFITS
<b>Through-color Thermoplastic Shell</b>	Maintains its color even after taking a beating on the fireground
<b>Impact Cap</b>	Provides superior thermal and impact protection when you need it most
<b>Shell Release System</b>	Retain your impact cap and earlaps if your helmet shell is torn away during a fall or structural collapse
<b>Crumple-zone Front Holder</b>	Absorbs impact forces to help protect your head, neck and spine from injury
<b>Adjustable Ratchet Height</b>	Allows for a comfortable, secure fit thanks to its 3 ratchet height positions
<b>Adjustable Headband Height</b>	Ensures a perfect fit between your helmet and SCBA mask
<b>Embossed Helmet Brim</b>	Oak vine pattern ties the helmet to over 175 years of Cairns helmet design tradition
<b>D-ring Helmet Hanger</b>	Fits on large hooks and resists bending
<b>Nomex Chinstrap</b>	Enhances safety, performance and fit thanks to quick release buckles, postman's slide, and Velcro stowage system

## Colors

	Black	Yellow	Red	White	Orange	Blue	Green	Natural*
<b>880 Tradition</b>	■	■	■	■	■	■		

*Colors shown are approximate. \*Not NFPA-1971 compliant*

## 880 Tradition Exploded View



	<i>Replacement P/N Page</i>		<i>Replacement P/N Page</i>
<b>1</b> Helmet Shell	—	<b>7</b> Faceshield Hardware	55
<b>2</b> Reflective Trim	62	<b>8</b> Face/Eye Protection	55
<b>3</b> Chinstrap	56	<b>9</b> Earlap	56
<b>4</b> Impact Cap and Suspension	60–61	<b>10</b> Front Mounting Bracket	58
<b>5</b> Ratchet Headband System	57	<b>11</b> Front Holder	59
<b>6</b> Cushions	57	<b>12</b> Edge Trim/Helmet Hanger	62

# Cairns Traditional Helmets

Ordering Selection Matrix and Price List

All Prices in U.S. Dollars • Prices Effective January 1, 2014

A		B	C		D	
Model		Color	Eye/Face Protection		Headband Liners	
1 1010	166.06	1 Black	0 None *	0.00	1 Economy Flannel	27.68
2 1010 w/Bourkes *	226.54	2 Red	1 4" Tuffshield	65.61	2 Standard Flannel	41.01
5 880 Tradition	126.08	3 Blue ◆	2 Cairns ESS Goggles	65.61	3 Deluxe Leather w/Crown Pad	53.31
6 880 Tradition w/Bourkes *	184.51	4 White	4 ESS Innerzone 3 Goggles	70.74		
7 1044	104.55	5 Yellow	5 ESS Innerzone 2 Goggles	76.89		
8 1044 w/Bourkes *	168.11	6 Orange ◆	6 ESS Innerzone 1 Goggles	76.89		
9 1010 w/Defender Visor ■	179.39	7 Green ‡◆	7 4" Gold-Coated Faceshield *	156.85		
A 1010 Defender w/Bourkes ■ *	239.86		8 6" Gold-Coated Faceshield *	174.27		
B 1044 w/Defender Visor ■	113.78		9 Faceshield for 880 w/5" front holder	59.46		
C 1044 Defender w/Bourkes ■ *	175.29		B Defender Visor, Clear ■	75.86		
D 1010 Defender w/Faceshield ■	244.99		C Defender Visor, Amber Tuffshield ■	83.04		
E 1044 Defender w/Faceshield ■	180.41					

■ Must specify Defender Visor in both "Model" and "Eye/Face Protection" selections

◆ Not available on 1044

‡ Not available on 880 Tradition

† Available on 880 Tradition only

\* Not NFPA 1971 compliant

§ Not NFPA-1971 compliant when used with a Front Holder



E		F		G		H		I	
Earlaps		Front Holder		Chinstrap		Trim Type		Trim Color	
1 Yellow Nomex	34.85	0 None	0.00	1 Nomex w/Quick-Release	35.87	0 None *	0.00	1 Lime/Yellow (standard)	
2 Yellow Nomex w/Underchin Extension	42.03	1 6" Carved Brass Eagle	45.10	2 Nomex w/Quick-Release & Postman's Slide	44.08	2 Reflexite (standard)	9.23	2 White * (Reflexite only)	
3 PBI/Kevlar	57.41	2 6" Silk Screened Eagle	24.60			3 Scotchlite	9.23	3 Red/Orange *	
4 PBI/Kevlar w/Underchin Extension	65.61	3 6" Silk Screened Maltese Cross	24.60					4 Blue * (Reflexite only)	
5 Bloodborne Pathogen Resistant	54.34	4 5" Silk Screened Eagle †	24.60					5 Red/Orange Triple Trim (Scotchlite only)	
9 CFR Aluminized Bonnet w/PBI/Kevlar Shroud & Nomex Earlap ‡§	445.92	5 5" Silk Screened Maltese Cross †	24.60					6 Lime/Yellow Triple Trim (Scotchlite only)	
A Black Nomex	34.85	6 6" Carved Brass Beaver ‡	45.10						
B Black Nomex w/Underchin Extension ‡	42.03	7 6" Carved Brass Dragon ‡	45.10						

Column: A B C D E F G H I

C-TRD-

PART NUMBER QUANTITY

A C D E F G H

\$  \$  \$  \$  \$  \$  \$  =

TOTAL HELMET LIST PRICE

A firefighter is shown in a climbing position on a rocky outcrop. He is wearing a blue helmet with yellow accents and a pair of black goggles with "ENGLEWOOD" and "SCU" visible on the lens. He is also wearing a yellow long-sleeved shirt, a red and black safety harness, and a red helmet cover. He is holding a white rope and a red helmet cover. The background is a blurred green forest.

# Cairns **Modern Fire & Rescue Helmets**

# Testimonials



In the five years I have worked in Fire/EMS, I have trusted only one helmet company and that would be MSA. In the fire department, I wear a Cairns 1010 and when performing in EMS, I choose to wear **Cairns Rescue 360R**. MSA has the best products on the market and I wouldn't want to wear anything else other than MSA.

**Dan F.**  
Verona, PA, Penn Hills VFD Station 222



On the morning of October 27, 2007, while operating an exterior attack of a structure fire, I was manning a hoseline when fire broke through the roof of the structure. This caused the remains of the roof to flip to the outside... landing on me, knocking me towards the fire. I was wearing my airpack, but was not on air at the time, nor did I have my facepiece in place. However, I did have my helmet on, as required. Luckily, it was a **Cairns 660C**, department issue. I was sent to Joseph M. Still Burn Center in Augusta, GA; and was treated for multiple second and third degree burns to my face and neck. I later learned that what fell on me was heavy timber structural material, and had it not been for my helmet, I wouldn't be here today. Although the injuries I suffered from this incident were serious; I still love my job to this day! Thanks Cairns for saving my life!

**Bryan H.**  
Cheraw, SC, Cheraw Fire Department

During a training session, a master stream appliance failed. The failure of the deck gun caused large pieces of shrapnel to fly in many different directions. The person on the appliance was wearing a **Cairns 660C**. Multiple pieces struck the firefighter in the head. His helmet protected him from serious facial and other head injuries. Without such a quality product, we may not have had the same result. Our Department has used Cairns Helmets since the mid-70's and we continue to use them today. Thank you.

**Richard B.**  
Saint Charles, MI, Tri Township Fire District

On February 12, 1995, I was assigned to a rescue company, Rescue-3. We were dispatched to a fully involved attic fire at a two and a half story wood frame residence. The roof had collapsed prior to our arrival and we were sent to search the building for any occupants. My partner and I made our way through the first and second floors without finding anyone. We went to the attic which was now a ¾ open space. At this time, the fire was out. Standing in a group, waiting for our next assignment, my officer told us to go down get some tools, and help with overhaul. I remember looking up at the moon and seeing a bright halo around it due to the condensation in my SCBA mask. (At the time we did not have nose cups in our facepieces, but did shortly thereafter.) As we were leaving the attic, I was feeling my way over slate shingles and other debris. The next thing I remember was waking up in the hospital ER, in severe pain, having difficulties breathing, in a scene of chaos. I had fallen from the attic space, approximately 30 feet, onto a blacktop driveway and landed on my right side. My fire helmet, a **Cairns 660C Metro**, protected me from serious head trauma due to the foam cap inside. The brim on the entire right side was laid flat against the side of my head. It absorbed some of the energy while protecting that side. The right side of the helmet was cracked and deeply scratched and the inner foam cap was cracked as well. I received 18 fractures involving my ribs, right wrist, right ankle, minor fractured skull, and minor pneumothorax (small tear in my right lung). I firmly believe that along with my full PPE, your helmet helped to save my life that day. Fifteen years later, I am still working as a firefighter with 23 years on the job. Keep up the good work and continue making the best helmet in the fire service. With all respect and gratitude, Captain Ronald Maslanka.

**Ronald M.**  
Schenectady, NY, Schenectady Fire Department



# 660C Metro & Invader 664

## For Structural & Proximity Firefighting

- Most popular modern helmet models
- Sleek, low-profile design
- Only difference
  - 660C: painted high-luster finish
  - 664: unpainted matte finish
- Certified to NFPA 1971
- Certified for proximity firefighting (with bonnet, shroud, and gold-coated faceshield)
- Hat sizes: 6% to 8%



Cairns 660C Metro  
(shown with  
Defender visor)



Cairns Invader 664  
(shown with  
Defender visor)

## Features & Benefits

FEATURES	BENEFITS
Through-color Fiberglass Composite Shell	Maintains its color even after taking a beating on the fireground
Impact Cap	Provides superior thermal and impact protection when you need it most
Shell Release System	Retain your impact cap and earlaps if your helmet shell is torn away during a fall or structural collapse
Defender Visor Retractable Eye Protection	Deploys easily when you need it, stores securely inside your helmet shell when you don't
Adjustable Ratchet Height	Allows for a comfortable, secure fit thanks to its 3 ratchet height positions
Adjustable Headband Height	Ensures a perfect fit between your helmet and SCBA mask
D-ring Helmet Hanger	Fits on large hooks and resists bending
Nomex Chinstrap	Enhances safety, performance and fit thanks to quick-release buckles, postman's slide, and Velcro stowage system

## Colors

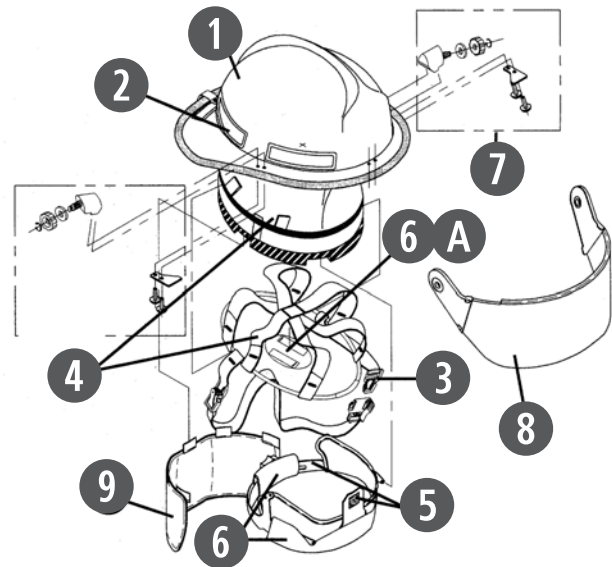
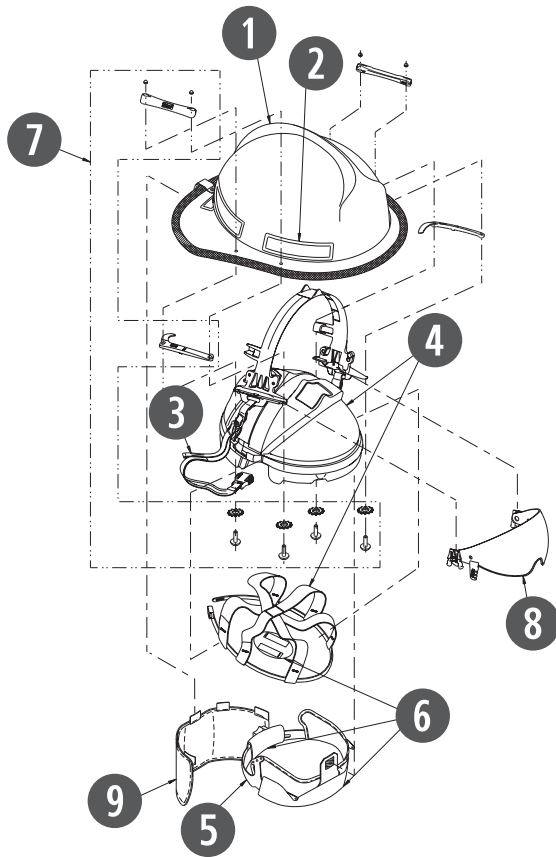
	Black	Yellow	Red	White	Orange	Blue	Green	Natural*
660C Metro	■	■	■	■	■	■	■	
Invader 664	■	■	■	■				

Colors shown are approximate. \*Not NFPA-1971 compliant



660C Metro Defender  
& Invader 664 Defender Exploded View

660C Metro & Invader 664 Exploded View



	<i>Replacement P/N Page</i>		<i>Replacement P/N Page</i>
<b>1</b> Helmet Shell	—	<b>6</b> Cushions	57
<b>2</b> Reflective Trim	62	<b>6 A</b> Crown Pad	57
<b>3</b> Chinstrap	56	<b>7</b> Faceshield Hardware	55
<b>4</b> Impact Cap and Suspension	60–61	<b>8</b> Face/Eye Protection	55
<b>5</b> Ratchet Headband System	57	<b>9</b> Earlap/Protective Hood	56

# Structural 360S

*For Structural Firefighting*

- Light-weight, low-profile design
- Certified to NFPA 1971
- Hat sizes: 6¾ to 8¾



*(shown with ESS Innerzone 3 Goggles)*

## Features & Benefits

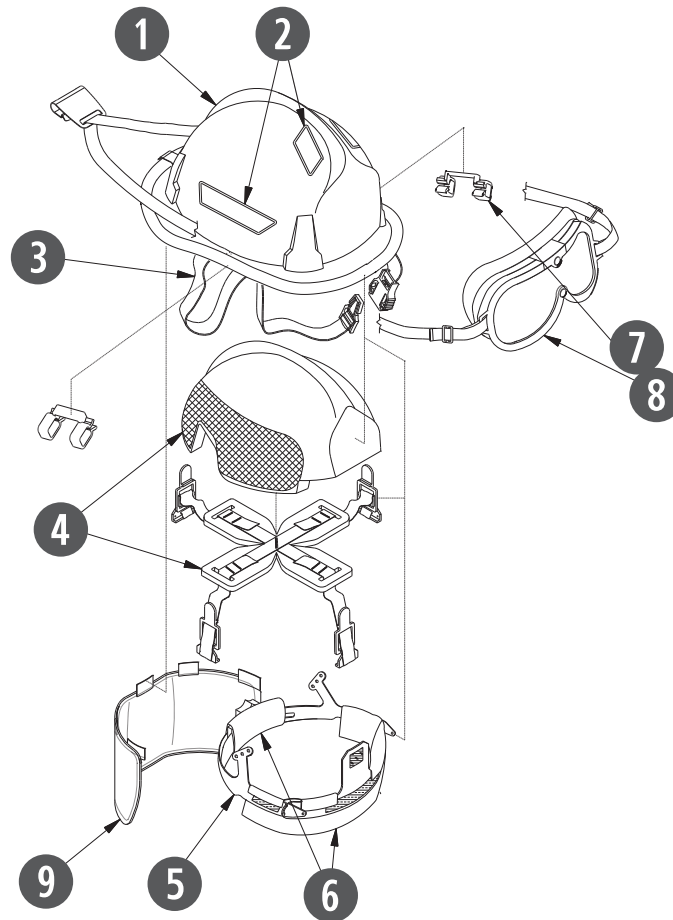
FEATURES	BENEFITS
Through-color Thermoplastic Shell	Maintains its color even after taking a beating on the fireground
Impact Cap	Provides superior thermal and impact protection when you need it most
Adjustable Ratchet Height	Allows for a comfortable, secure fit thanks to its 3 ratchet height positions
Adjustable Headband Height	Ensures a perfect fit between your helmet and SCBA mask
D-ring Helmet Hanger	Fits on large hooks and resists bending
Nomex Chinstrap	Enhances safety, performance and fit thanks to quick-release buckles, postman's slide, and Velcro stowage system

## Colors

	Black	Yellow	Red	White	Orange	Blue	Green	Natural*
Structural 360S	■	■	■	■	■	■		

*Colors shown are approximate. \*Not NFPA-1971 compliant*

## Structural 360S Exploded View



	<i>Replacement P/N Page</i>		<i>Replacement P/N Page</i>
<b>1</b> Helmet Shell	—	<b>6</b> Cushions	57
<b>2</b> Reflective Trim	62	<b>7</b> Faceshield Hardware	55
<b>3</b> Chinstrap	56	<b>8</b> Face/Eye Protection	55
<b>4</b> Impact Cap and Suspension	60–61	<b>9</b> Earlap	56
<b>5</b> Ratchet Headband System	57		

# Commando HP3

*For Structural Firefighting & USAR*

- Sleek, low profile design
- Same shell as 660C with back watershed trimmed off
- Lightest fiberglass helmet
- Painted high-luster finish
- Certified to NFPA 1971 & 1951
- Hat sizes: 6¾ to 8¾



*(shown with Defender visor)*

## Features & Benefits

FEATURES	BENEFITS
<b>Through-color Fiberglass Composite Shell</b>	Maintains its color even after taking a beating on the fireground
<b>Impact Cap</b>	Provides superior thermal and impact protection when you need it most
<b>Defender Visor Retractable Eye Protection</b>	Deploys easily when you need it, stores securely inside your helmet shell when you don't
<b>Adjustable Ratchet Height</b>	Allows for a comfortable, secure fit thanks to its 3 ratchet height positions
<b>Adjustable Headband Height</b>	Ensures a perfect fit between your helmet and SCBA mask
<b>D-ring Helmet Hanger</b>	Fits on large hooks and resists bending
<b>Nomex Chinstrap</b>	Enhances safety, performance and fit thanks to quick-release buckles, postman's slide, and Velcro stowage system

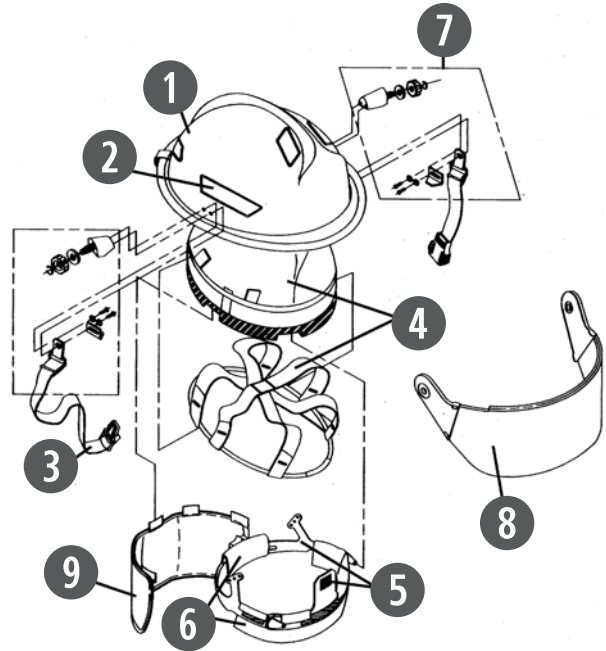
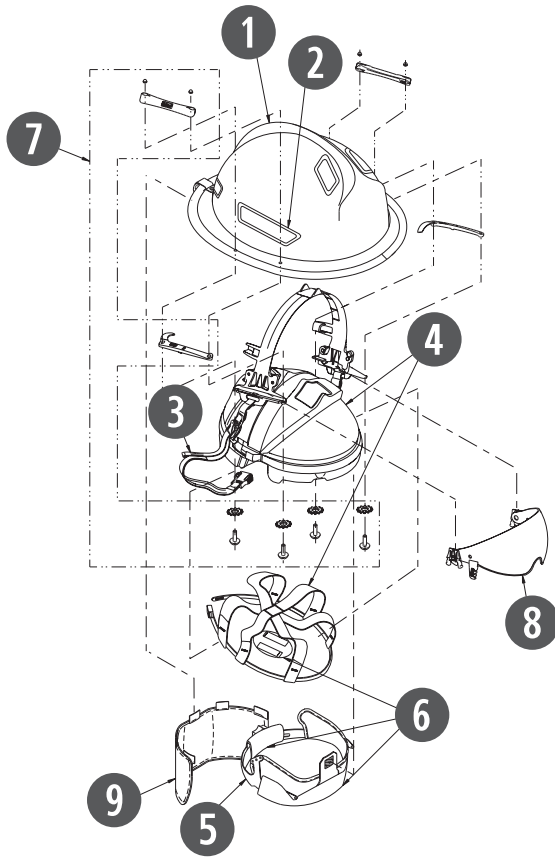
## Colors

	Black	Yellow	Red	White	Orange	Blue	Green	Natural*
<b>Commando HP3</b>	■	■	■	■	■	■	■	

*Colors shown are approximate. \*Not NFPA-1971 compliant*

### Commando HP3 Defender Exploded View

### Commando HP3 Exploded View



	<i>Replacement P/N Page</i>		<i>Replacement P/N Page</i>
<b>1</b> Helmet Shell	—	<b>6</b> Cushions	57
<b>2</b> Reflective Trim	62	<b>7</b> Faceshield Hardware	55
<b>3</b> Chinstrap	56	<b>8</b> Face/Eye Protection	55
<b>4</b> Impact Cap and Suspension	60–61	<b>9</b> Earlap	56
<b>5</b> Ratchet Headband System	57		

# Rescue 360R

*For Structural Firefighting & USAR*

- Lightest, lowest profile structural firefighting helmet
- Same shell as 360S with back watershed trimmed off
- Certified to NFPA 1971 & 1951
- Hat sizes: 6¾ to 8¾



*(shown with ESS Innerzone 2 Goggle and ClearCommand® HCS)*

## Features & Benefits

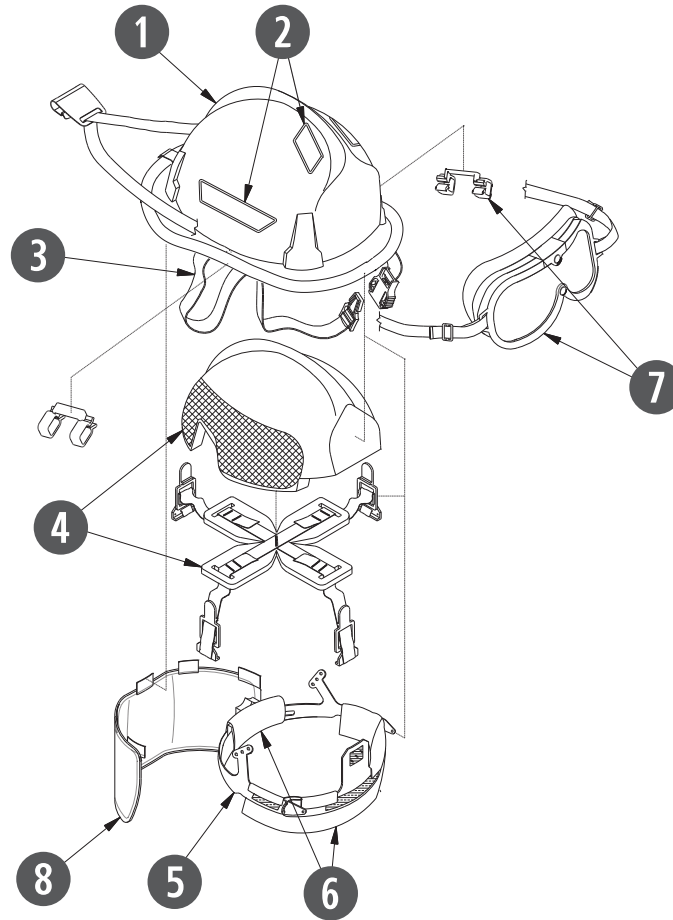
FEATURES	BENEFITS
<b>Through-color Thermoplastic Shell</b>	Maintains its color even after taking a beating on the fireground
<b>Impact Cap</b>	Provides superior thermal and impact protection when you need it most
<b>Adjustable Ratchet Height</b>	Allows for a comfortable, secure fit thanks to its 3 ratchet height positions
<b>Adjustable Headband Height</b>	Ensures a perfect fit between your helmet and SCBA mask
<b>D-ring Helmet Hanger</b>	Fits on large hooks and resists bending
<b>Nomex Chinstrap (2- or 3-point)</b>	Enhances safety, performance and fit thanks to quick-release buckles, postman's slide, and Velcro stowage system

## Colors

	Black	Yellow	Red	White	Orange	Blue	Green	Natural*
<b>Rescue 360R</b>	■	■	■	■	■	■		

*Colors shown are approximate. \*Not NFPA-1971 compliant*

## Rescue 360R Exploded View



	<i>Replacement P/N Page</i>		<i>Replacement P/N Page</i>
<b>1</b> Helmet Shell	—	<b>5</b> Ratchet Headband System	57
<b>2</b> Reflective Trim	62	<b>6</b> Cushions	57
<b>3</b> Chinstrap	56	<b>7</b> Eye Protection	55
<b>4</b> Impact Cap and Suspension	60–61	<b>8</b> Earlap	56

# Rescue 360R-13

*For USAR*

- Lightest, lowest profile Cairns fire helmet
- Same shell as 360S with back watershed trimmed off
- Certified to NFPA 1951 for USAR
- Hat sizes: 6 $\frac{3}{8}$  to 8 $\frac{3}{8}$



## Features & Benefits

FEATURES	BENEFITS
Through-color Fiberglass Composite Shell	Maintains its color even after taking a beating on the fireground
Adjustable Ratchet Height	Allows for a comfortable, secure fit thanks to its 3 ratchet height positions
Adjustable Headband Height	Ensures a perfect fit between your helmet and SCBA mask
D-ring Helmet Hanger	Fits on large hooks and resists bending
Nomex Chinstrap (2- or 3-point)	Enhances safety, performance and fit thanks to quick-release buckles, postman's slide, and Velcro stowage system

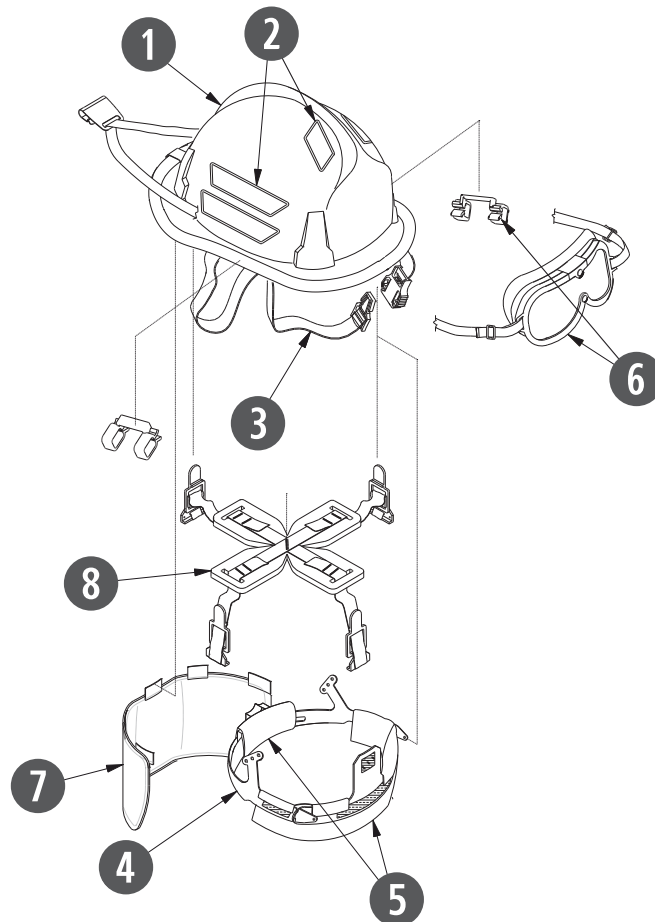
## Colors

	Black	Yellow	Red	White	Orange	Blue	Green	Natural*
Rescue 360R-13	■	■	■	■	■	■		

Colors shown are approximate. \*Not NFPA-1971 compliant



## Rescue 360R-13 Exploded View



	<i>Replacement P/N Page</i>		<i>Replacement P/N Page</i>
<b>1</b> Helmet Shell	—	<b>5</b> Cushions	57
<b>2</b> Reflective Trim	62	<b>6</b> Eye Protection	55
<b>3</b> Chinstrap	56	<b>7</b> Earlap	56
<b>4</b> Ratchet Headband System	57	<b>8</b> Suspension	60

# Cairns Modern Fire & Rescue Helmets

Ordering Selection Matrix and Price List

All Prices in U.S. Dollars • Prices Effective January 1, 2014

A		B		C		D		E	
Model		Color		Eye/Face Protection		Headband Liners		Earlap	
2 660C Metro	123.00	1 Black	0 None *	0	1 Economy Flannel	27.69	0 None *	0	
5 Commando HP3 ☼	108.65	2 Red	1 4" Tuffshield	65.61	2 Standard Flannel	41.01	1 Yellow Nomex	34.85	
6 Structural 360S	103.01	3 Blue ‡	2 Cairns ESS Goggles	65.61	3 Deluxe Leather w/Crown Pad	53.30	2 Yellow Nomex w/Underchin Extension	42.03	
A Invader 664	77.90	4 White	4 ESS Innerzone 3 Goggles	70.74			3 PBI/Kevlar	57.41	
B Rescue 360R ☼	108.65	5 Yellow	5 ESS Innerzone 2 Goggles	76.89			4 PBI/Kevlar w/Underchin Extension	65.61	
C Rescue 360R-13 ★	97.37	6 Orange ‡	6 ESS Innerzone 1 Goggles	76.89			5 Bloodborne Pathogen Resistant	54.34	
D 660C Metro Defender ■	133.25	7 Green † ‡	7 4" Standard Faceshield ▲	59.46			8 Black Nomex w/Underchin Extension **	42.03	
E Invader 664 Defender ■	87.13		8 6" Standard Faceshield †	65.61			9 CFR Aluminized Bonnet/PBI/Kevlar Shroud & Nomex Earlap ●	445.92	
G Commando HP3 Defender ■ ☼	138.38		9 4" Gold-Coated Faceshield ●	156.85			A Black Nomex	34.85	
			A 6" Gold-Coated Faceshield ●	174.27					
			B ESS Striketeam XTO Goggle ★ ◆	65.61					
			C Defender Visor, Clear ■	75.86					
			D Defender Visor, Amber Tuffshield ■	83.04					

☼ Also compliant to NFPA 1951

★ NFPA 1951 compliant only

■ Must specify Defender Visor in both "Model" & "Eye/Face Protection" selections

‡ Not available on Invader 664

† Not available on 360S/R/R-13

\* Not NFPA 1971 compliant

▲ Not available on 360R/R-13

● Non-Defender 660C/664 only

◆ 360R/R-13 and HP3 only

\*\* Not available for helmets with Defender Visor

▼ Not all trim colors are available in all trim types and shapes



F		G		H	I	J
Chinstrap		Trim Type		Trim Color ▼	Trim Shape	Accessory Bracket
1 Nomex w/Quick-Release	35.87	0 None *	0	1 Lime/Yellow (standard)	1 Tetrabar	0 None
2 Nomex w/Quick-Release & Postman's Slide	44.08	2 Reflexite (Standard)	9.23	2 Red/Orange *	2 Bar	9 Frontpiece Bracket
3 3" longer Nomex w/Quick-Release & Postman's Slide (360S only)	55.36	3 Scotchlite	9.23	3 Blue * (Reflexite only)	3 Diamond	
4 Nomex w/Postman's Slide (360S only)	44.08			4 White *	4 Triple Trim (Scotchlite only)	
6 6" longer Nomex w/Postman's Slide (360S/R/R-13 and non-Defender 660C/664 only)	51.26					
7 3-point w/Quick-Release ♦	51.26					

Column: A B C D E F G H I J

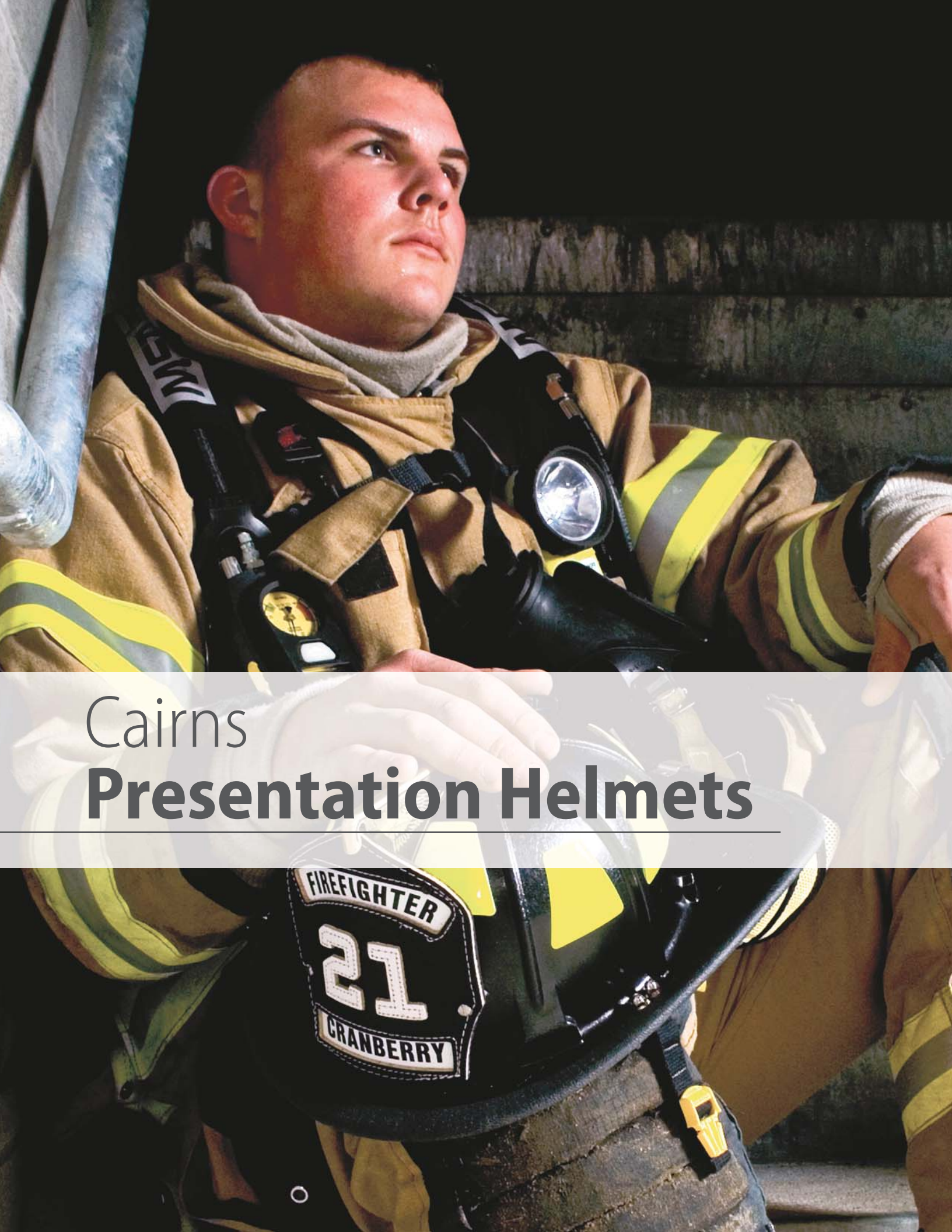
C-MOD-

PART NUMBER QUANTITY

A C D E F G

\$  \$  \$  \$  \$  \$  =

TOTAL HELMET LIST PRICE




Cairns  
**Presentation Helmets**

---

# Cairns Presentation Helmets


- Great for any firefighter
- For display purposes only

	Front Holder	Color	P/N
 <p>G64 Leather Presentation Helmet</p>	6" Carved Brass Eagle	Natural	G64
		White	G64-0001
		Yellow	G64-0002
		Black	G64-0003
		Red	G64-0004
	8" Carved Brass Parade Eagle	White	G641
		Natural	G641-0001



Mini Leather Helmets


Color	P/N
Natural	G101
Black	G101-0001
White	G101-0002
Yellow	G101-0003
Red	G101-0004

	Front Holder	Color	Size	P/N
 <p>G5A Leather Presentation Helmet</p>	6" Carved Brass Eagle	Black	Large	G5A-0001
		White	Large	G5A-0002
		Red	Large	G5A-0003
		Yellow	Large	G5A-0004
		Red	Medium	G5A-0005
		Natural	Medium	G5A-0006
		Natural	Large	G5A-0007
		Black	Medium	G5A-0008
		White	Medium	G5A-0009
	8" Carved Brass Parade Eagle	Black	Large	G5A1-0001
		White	Large	G5A1-0002
		Red	Large	G5A1-0003
		Natural	Large	G5A1-0004
		Blue	Large	G5A1-0005
		White	Medium	G5A1-0006



1010 Pink Presentation Helmet

Color	P/N
Pink	10148817

	Front Holder	Color	P/N
 <p>880 Tradition Presentation Helmet</p>	6" Silk-screened Eagle	Black	10052925
		Blue	10052926
		Orange	10052927
		Red	10052928
		White	10052929
		Yellow	10052930
	6" Silk-screened Maltese Cross	Black	10052931
		Blue	10052932
		Orange	10052933
		Red	10052934
		White	10052935
		Yellow	10052936



# Cairns **Components** & **Options Overview**

---



# Earlaps

Replacement P/Ns: p. 56

<b>DESCRIPTION</b>	Yellow Nomex	Black Nomex	PBI/Kevlar



Also available with Underchin Extensions.

# Chinstraps

Replacement P/Ns: p. 56

<b>DESCRIPTION</b>	2-point Black Nomex w/QRB	2-point Black Nomex w/QRB & Postman's Slide	3-point Black Nomex w/QRB*

\*For HP3 and 360R/R-13 only

# Reflective Trim

Replacement P/Ns: p. 62

<b>TRIM SHAPE</b>						
	Tetrahedrons	Tetrahedrons w/Silver Bar	Stripes	Diamond	Tetrabars & stripes	Accountability Numbers
<b>TRIM COLORS</b>	Lime/Yellow	Lime/Yellow	Lime/Yellow	Lime/Yellow	Lime/Yellow	White
	Red/Orange*		Red/Orange*	Red/Orange*		
	Blue*	Red/Orange	Blue*	Blue*	Blue*	
	White*		White*	White*		

\* Not NFPA 1971 compliant

## Eye & Face Protection

**NFPA Eye Protection is certified as a component on all NFPA-compliant Cairns Helmets. Cairns NFPA Goggles and Faceshields offer the following features and benefits:**

- High-temperature materials
- Flame-retardant
- Easy donning and doffing while wearing gloves
- Ballistic-grade lens protects against impacts
- Anti-fog coating on both sides of the lens to ensure visibility
- Superior anti-scratch coating on both sides of the lens for a longer life
- Easy lens replacement

### Defender Visors

Defender Visors offer eye protection from dust, dirt, and grit; their exclusive integral design is retractable for the ultimate in compact convenience. Sleek and attractive construction allows fast, easy raising and lowering of the visor even with gloved hands. Standard clear and amber Tuffshield visor options are NFPA-compliant.



Clear



Amber Tuffshield



Defender Visor in deployed position



Defender Visor in stowed position

### Faceshields

The Cairns 4" Tuffshield, offering superior thermal and scratch resistance, is standard on all Traditional and all Deluxe Configuration Helmets. (ASTM-D648 melting temperature is 345°F.)

The Cairns 4" Standard Faceshield is standard on all Modern Helmets. (ASTM-D648 melting temperature is 325°F.)

All Cairns faceshields come supplied with wing protectors for extra face protection. Wing protectors are made of the same fire-proven material found in Cairns faceshield hardware to provide additional strength at high temperatures.



Cairns 4" Tuffshield



Cairns 4" Standard Faceshield

\* Not NFPA 1971 compliant



## Goggles

### Cairns ESS Firefighter Goggles

Our ESS Innerzone series of NFPA-compliant firefighters' goggles are certified by an independent test lab to meet the performance requirements of the NFPA 1971, including the test for exposure to 500° F for 5 minutes. We offer four styles of ESS goggles (differentiated by attachment system):



The **Cairns ESS Goggle System** has a wrap-around strap that attaches to the back of the helmet with a D-Ring fastener.



The **Innerzone 1** model attaches to structural helmets. A unique two-piece strap and mounting bracket system interfaces with all structural helmets.



The **Innerzone 2** model has a snap-on/snap-off attachment to structural helmets. The low-profile post design works with all structural firefighting helmets.



The **Innerzone 3** model has a wrap-around strap that attaches to the back of the helmet with two adhesive-backed hook & loop tabs.




## ARFF Proximity System

- Easy to don and doff, this ARFF System is compliant with NFPA 1971
- Will not interfere with the SCBA while in use
- Components consist of an aluminized PBI/Kevlar layer, vapor barrier and inner layer



## Bourkes



**Use for cosmetic purposes only.  
Provides no eye or face protection.  
Not NFPA 1971 compliant.**

## Front Holders

Replacement P/Ns: p. 59

Our crumple-zone front holders are designed with your safety in mind, helping to protect your head and neck from injury.

			
<b>DESCRIPTION</b>	Carved Brass Eagle	Carved Brass Beaver	Carved Brass Dragon
			
<b>DESCRIPTION</b>	Silk-Screened Eagle	Silk-Screened Maltese Cross	Carved Brass Parade Eagle*

\*For leather presentation helmets only

## Standard Fronts

Design your own at [www.msanet.com/fronts](http://www.msanet.com/fronts), and call 1-877-MSA-FIRE to order!

- Over 27 million possible configurations
- Reinforced with high-temperature, shrink-resistant backing
- Sewn with high-temperature, fire-retardant Nomex thread

### A Top Layer

Available in...

- High-gloss patent leather
- Low-gloss natural leather

Black	White	Red
Yellow	Blue	Green
Orange	Brown	Gold*

### B Print Layer

Available in...

- High-temp nylon
- Scotchlite (white only)

Black	White	Red
Yellow	Blue	Green
Orange	Brown	Gold*

### C Lettering

- Up to 4 lines
- ½" tall\*\*
- 14 characters per line for optimal clarity

Black	White	Red
Yellow	Blue	Green
Orange	Brown	Gold*

### D Graphics

- **Attached**
  - Raised or sunken numbers
  - Sunken fleur-de-lis
  - Badges (p. 49)
  - Decals (p. 50–51)

- **Printed**
  - Printed graphics (p. 49)
  - Printed numbers
- **None**



high-gloss patent leather








low-gloss natural leather

\* Gold patent. For handpainted gold leaf on printed gold, see p. 60

\*\* Except on 3" mini fronts









## Standard Fronts

Text & Graphic Options		Front Style #				
Text & Graphic Position	Graphic Type	 3" for Gifts	 4" for Modern Helmets	 5" for 880 Tradition	 6" for Traditional Helmets	 8" for G5A & G64
[GRAPHIC] TEXT	Attached	—	31	150	19	10
	Printed	—	32	151	20	11
TEXT [GRAPHIC]	Attached	38	33	152	21	12
	Printed	39	34	153	22	13
TEXT [GRAPHIC] TEXT	Attached	40	35	154	23	14
	Printed	—	36	155	24	15
TEXT TEXT TEXT	None	41	37	160	29	—
TEXT [GRAPHIC] TEXT TEXT	Attached	—	—	156	25	—
	Printed	—	—	157	26	—
TEXT TEXT [GRAPHIC] TEXT	Attached	—	—	158	27	16
	Printed	—	—	159	28	17
TEXT TEXT TEXT TEXT	None	—	—	161	30	18

# Passport Fronts for Firefighter Accountability

Improve department accountability with helmet front identification inserts.

- Two (2) front sizes
  - 6" for traditional helmets
  - 4" for modern helmets
- Easy to use
- NFPA 1971 compliant accessory
- Available in same colors as Standard Fronts (p. 42)

	Passport Front Type	Passport Style # for Ordering		
		Frames & Inserts	Frame Only	Insert Only
6" PASSPORT FRONTS	 2 Text Blocks	49	50	51
	 2 Text Blocks	55	56	57
6" FDNY FRONTS	 No Text Blocks	42	43	48
	 1 Text Block	44	45	48
	 2 Text Blocks	46	47	48
	 2 Text Blocks	62*	60	61
4" PASSPORT FRONTS	 1 Text Block	58	59	57
	 2 Text Blocks	52	53	54

\*Comes with 3 inserts instead of 1

		6" Passport Fronts	6" FDNY Fronts	6" Passport System	4" Passport Fronts
<b>FRAME</b>					
# OF TEXT BLOCKS	No text blocks**		■		
	1 text block		■		■
	2 text blocks	■	■	■	■
<b>INSERT</b>					
ATTACHMENT SYSTEM	Hook & Loop	■	■	■	■
	Removable Pins		■		
NUMBER & LETTER STYLE	Sunken	■	■		■
	Raised	■	■		■
	Printed	■	■	■	■
MAX. # OF CHARACTERS	5 numbers	■	■		■
	5 letters		■		
	5 mixed		■		
	4 numbers			■	
	4 letters	■		■	■
	4 mixed	■		■	■

\*\* Can be ordered with Hot Stamp white numbers on the bottom of the front

# Printed Gold Fronts

Choose from 3 backgrounds, 4 scrollwork designs, 9 graphics and 9 text/graphic arrangements. Or create a custom design!

- High-temperature construction is stable up to 500°F
- Standard designs available in 2-3 weeks
- Custom designs available for an additional charge. Call 1-877-MSA-FIRE.

## 1. Choose Background

Satin Gold	Turned Gold	White w/ Gold Accents	
<b>BACKGROUND ID</b>	GSS	GET	WHT



## 2. Choose Artwork

Classic Banners	Classic Scrolls	Flaming Scrolls	Upward Arch	No Banner or Scroll
<b>ID</b>	B	S	A*	T**

\*Use w/ Style 83 only; \*\*Use w/ Styles 79-81 only

## 3. Choose Graphic

1 Trumpet	1 Axe	2 Trumpets	2 Axes	2-Trumpet Burst	3-Trumpet Burst	4-Trumpet Burst	5-Trumpet Burst	Fireman's Scramble	
<b>GRAPHIC ID</b>	GA	GB	GC	GD	GE	GF	GG	GH	GI

## 4. Choose Text & Graphic Position


	TEXT [GRAPHIC]	[GRAPHIC] TEXT	[GRAPHIC] TEXT TEXT	TEXT [GRAPHIC] TEXT	[GRAPHIC] TEXT TEXT TEXT	TEXT [GRAPHIC] TEXT TEXT	TEXT TEXT [GRAPHIC] TEXT	[GRAPHIC] TEXT TEXT TEXT TEXT	TEXT TEXT [GRAPHIC] TEXT TEXT
<b>4" FRONT STYLE #</b>	82*	83	—	—	—	—	—	—	—
<b>6" FRONT STYLE #</b>	—	78	79**	74	80**	75	76	81**	77
<b>8" FRONT STYLE #</b>	—	—	—	70	—	71	72	—	73

\*Use w/ Artwork ID "A" only; \*\*Use w/ Artwork ID "T" only

# Hand-painted Gold Leaf Fronts

Quality hand-painting takes time. Please allow 2-3 months for each front.

- Elegant, traditional look
- Hand-applied 24K gold leaf on a leather front
- Hand-painted lettering and graphics
- Protective clear coat for durability
- Want a custom graphic? Call 1-877-MSA-FIRE.



## Graphics

	2 Trumpets	2-Trumpet Burst	3-Trumpet Burst	4-Trumpet Burst	5-Trumpet Burst	Fireman's Scramble	Chaplain's Cross
<b>GRAPHIC ID</b>	A	B	C	D	E	F	G

## 6" Gold Leaf Front

<b>TEXT &amp; GRAPHIC POSITION</b>	TEXT [GRAPHIC] TEXT	TEXT [GRAPHIC] TEXT	TEXT TEXT [GRAPHIC] TEXT	TEXT TEXT [GRAPHIC] 1 OR 2 LINES OF TEXT	TEXT TEXT [GRAPHIC] TEXT	TEXT [GRAPHIC] TEXT	TEXT [GRAPHIC] 1 OR 2 LINES OF TEXT	TEXT [GRAPHIC] 1 OR 2 LINES OF TEXT
<b>STYLE</b>	128	128	131	132	133	135	136	137

## 8" Gold Leaf Front

<b>TEXT &amp; GRAPHIC POSITION</b>	TEXT [GRAPHIC] TEXT	TEXT [GRAPHIC] TEXT	TEXT TEXT [GRAPHIC] TEXT
<b>STYLE</b>	125*	126*	127**

## 4" Gold Leaf Front

<b>TEXT &amp; GRAPHIC POSITION</b>	[GRAPHIC] TEXT	[GRAPHIC] TEXT TEXT
<b>STYLE</b>	F138	F139

\* Optional text: Chief, Commissioner, Chaplain or Captain  
 \*\* Optional text: Honorary Chief or Chief "Name"

# Standard & Passport Fronts Order Form

Build your own front at [MSAnet.com/fronts](http://MSAnet.com/fronts)



## Ordering Instructions

Please copy and complete a separate form for each type of front ordered. Give the completed form(s) to your sales representative or fax them to 800-967-0398.

Fronts other than those that can be ordered given the choices below are considered custom fronts. To discuss your custom artwork or logo application needs, please call 1-877-MSA-FIRE or speak with your sales representative.

<b>Company:</b>	_____
<b>Contact:</b>	_____
<b>Phone:</b>	_____
<b>PO #:</b>	_____
<i>For office use only below this line</i>	
<b>SO#:</b>	_____
<b>Shop #:</b>	_____

## Standard Fronts

Enter your choices in the boxes to the right of each section.

**Total Quantity:**

1. **Style Option** 

Enter style number from **10 to 59**, or from **150 to 161**

---

2. **Shipping Option** 

**L** – Loose or **A** – Attached

---

3. **Attachment Option** 

Punch front(-s) or attach to: **L** – Leather Helmet  
**P** – Plastic Helmet or **K** – Mini Front Key Chain  
**V** – Hook and Loop Attachment *(for 4" fronts only)*  
**N** – No holes needed

---

4. **Front Material** 

**L** – Genuine Leather, **P** – High-Gloss Patent Leather

---

5. **Front Color Option** 

Choose one color: **B** – Black, **W** – White, **R** – Red, **Y** – Yellow, **O** – Orange, **C** – Blue, **G** – Green, **N** – Natural/Brown or **K** – Gold *(patent only)*

---

6. **Insert Color Option** 

Choose one color: **B** – Black, **W** – White, **R** – Red, **Y** – Yellow, **O** – Orange, **C** – Blue, **G** – Green, **N** – Natural/Brown or **K** – Gold *(patent only)*

---

7. **Panel Color Option** 

Choose one color: **B** – Black, **W** – White, **R** – Red, **Y** – Yellow, **O** – Orange, **C** – Blue, **G** – Green, **K** – Gold or **S** – Reflective White Scotchlite™

---

8. **Panel Text Color Option** 

Choose one color: **B** – Black, **W** – White, **R** – Red, **Y** – Yellow, **O** – Orange, **C** – Blue, **G** – Green, **K** – Gold, **S** – Reflective White Scotchlite or **N** – No printed text

9. **Graphic Option** 

For attached graphics (AG):  
**S** – Sunken Numbers *(not available on 4" or Passport fronts)*  
**R** – Raised Sewn Numbers *(not available on Passport inserts)*  
**K** – 14K Gold Badge, **C** – Chrome Badge or **T** – Tin Emblem  
**F** – Fleur-de-lis *(same as panel color)* or **D** – Graphic Decal

For printed graphics (PG):  
**P** – Printed Numbers, **G** – Printed Graphics, or **N** – No Graphics

10. **Color of Large Centered Numbers** 

Size determined by style chosen *(not available on gold leaf)*  
Choose one color: **B** – Black, **W** – White, **R** – Red, **Y** – Yellow, **O** – Orange, **C** – Blue, **G** – Green, **K** – Gold, **S** – Reflective White Scotchlite or **N** – No numbers

11. **Graphic Ornament Option** 

Enter choice from **A** to **R**

12. **Text Font** 

Choose one text style:

<b>A</b> FULL BLOCK ACCT.	<b>F</b> CASLON ADBOLD
<b>B</b> RAPHAEL ACCT.	<b>G</b> DEMIAN BOLD ACCT.
<b>C</b> ALPHA MEDIUM	<b>H</b> ACADEMY ENGRAVED
<b>D</b> COPPER GOTHIC	<b>I</b> BREEZE SCRIPT
<b>E</b> GOUDY BOLD ACCT.	<b>J</b> CLARENDON MEDIUM

13. **Text**

Fill in the appropriate lines of text for your front style up to 14 characters per line. Spaces and punctuation marks each count as one character. Include centered numbers as one line (4 for 6" and 8" fronts; 3 for 4"). Fill in top to bottom.

Standard Fronts													
LINE 1													
LINE 2													
LINE 3													
LINE 4													

Fronts Ordering Form

# Printed Gold Fronts **Order Form**

Build your own front at [MSAnet.com/fronts](http://MSAnet.com/fronts)



## Ordering Instructions

Please copy and complete a separate form for each type of front ordered. Give the completed form(s) to your sales representative or fax them to 800-967-0398.

Fronts other than those that can be ordered given the choices below are considered custom fronts. To discuss your custom artwork or logo application needs, please call 1-877-MSA-FIRE or speak with your sales representative.

<b>Company:</b>	_____
<b>Contact:</b>	_____
<b>Phone:</b>	_____
<b>PO #:</b>	_____
<i>For office use only below this line</i>	
<b>SO#:</b>	_____
<b>Shop #:</b>	_____

## Printed Gold Fronts

Enter your choices in the boxes to the right of each section.

**Total Quantity:**

**1. Style Option**

Enter style number from **70** to **83**

<input type="text"/>	<input type="text"/>
----------------------	----------------------

**2. Shipping Option**

**L** – Loose or **A** – Attached

<input type="text"/>
----------------------

**3. Attachment Option**

Punch front(-s) or attach to:

**L** – Leather Helmet

**P** – Plastic Helmet

**K** – Mini Front Key Chain

**V** – Hook and Loop Attachment *(for 4" fronts only)*

**N** – No holes needed

**G** – Giant Size *(for decoration only)*

<input type="text"/>
----------------------

**4. Artwork Option**

Choose from: **B** – Banners, **F** – Flaming Scrolls, **S** – Regular Scrolls,

**A** – Upward Arch *(for 4" fronts only)*, **T** – No text art *(for 6" fronts only)*

<input type="text"/>
----------------------

**5. Graphic Option**

Enter style letters from **GA** to **GI**

<input type="text"/>	<input type="text"/>
----------------------	----------------------

**6. Front Material**

Choose from: **GSS** – Gold Satin, **GET** – Gold Engine Turned or **WHT** – White

<input type="text"/>	<input type="text"/>	<input type="text"/>
----------------------	----------------------	----------------------

**7. Text**

Fill in the appropriate lines of text for your front style up to 14 characters per line.

Spaces and punctuation marks each count as one character. Fill in top to bottom.

Printed Gold Fronts													
LINE 1													
LINE 2													
LINE 3													
LINE 4													





# Printed Graphics for Fronts

- Three sizes: 1", 1 3/4" and 2 1/2"
- Custom printed graphics available upon request

1 Horizontal Trumpet	1 Vertical Trumpet	1 Horizontal Axe	1 Vertical Axe	2-Trumpet Burst	3-Trumpet Burst	4-Trumpet Burst	5-Trumpet Burst	Fireman's Scramble	
ID	A	B	C	D	E	F	G	H	I
2 Vertical Trumpets	2 Vertical Axes	Fleur de Lis	EMS Star of Life	Fire Marshall	Fire Truck	Chaplain's Cross	Shamrock	American Flag	
ID	J	K	L*	M	N**	O	P	Q	R

\*Available only as a sunken cutout \*\*Available in 1.9" tin. Not for Front Style #35.

# Badges for Fronts







- Available in Chrome- and 24K Gold-Plate
- Available in 1" and 1 1/2"







1 Axe	2 Axes	1 Trumpet	2 Trumpets	2 Crossed Trumpets		
CHROME-PLATE	1 1/2"	FB21A	FB22A	FB21T	FB22T	FB22TX
	1"	FB2S1A	FB2S2A	FB2S1T	FB2S2T	FB2S2TX
24K GOLD-PLATE	1 1/2"	FB11A	FB12A	FB11T	FB12T	FB12TX
	1"	FB1S1A	FB1S2A	FB1S1T	FB1S2T	FB1S2TX
3 Crossed Trumpets	4 Crossed Trumpets	5 Crossed Trumpets	Fireman's Scramble			
CHROME-PLATE	1 1/2"	FB23TX	FB24TX	FB25TX	FB2S	
	1"	FB2S3TX	FB2S4TX	FB2S5TX	FB2SS	
24K GOLD-PLATE	1 1/2"	FB13TX	FB14TX	FB15TX	FB1S	
	1"	FB1S3TX	FB1S4TX	FB1S5TX	FB1SS	

\* For Front Style #35 only







## Decals







- Available in vinyl or reflective Scotchlite
- Sizes: 1", 1¼" and 2½"
- Custom decals also available







							
		Fire Department	Chief	Deputy Chief	Ass't Chief	1st Ass't Chief	2nd Ass't Chief
VINYL	1"	10123025	10123029	10123033	10123037	10123018	10123042
	1¼"	10123023	10123027	10123031	10123035	10123016	10123020
	2½"	D101P	D102P	D103P	D104P	D105P	D106P
SCOTCHLITE	1"	10123026	10123030	10123034	10123038	10123019	10123043
	1¼"	10123024	10132028	10123032	10123036	10123017	10123041
	2½"	DS101P	DS102P	DS103P	DS104P	DS105P	DS106P

							
		Batt'n Chief	Chief Engineer	Fire Marshall	Platoon Chief	Engineer	Captain w/2 Trumpets
VINYL	1"	10123046	10123050	10123190	10123214	10123218	10123222
	1¼"	10123044	10123048	10123188	10123212	10123216	10123220
	2½"	D107P	D108P	D114P	D130P	D109P	D110P
SCOTCHLITE	1"	10123047	10123051	10123211	10123215	10123219	10123223
	1¼"	10123045	10123049	10123189	10123213	10123217	10123221
	2½"	DS107P	DS108P	DS114P	DS130P	DS109P	DS110P

## Decals


							
		Lieut. w/1 Trumpet	Captain w/2 Axes	Lieut. w/1 Axe	Sergeant	Paramedic	2 Trumpets
VINYL	1"	10123226	10123230	10123234	10123238	10123242	10123246
	1 3/4"	10123224	10123228	10123232	10123236	10123240	10123244
	2 1/2"	D111P	D112P	D113P	D115P	D129P	D121P
SCOTCHLITE	1"	10123227	10123231	10123235	10123239	10123243	10123247
	1 3/4"	10123225	10123229	10123233	10123237	10123241	10123245
	2 1/2"	DS111P	DS112P	DS113P	DS115P	DS129P	DS121P

							
		1 Trumpet	5-Trumpet Burst	4-Trumpet Burst	3-Trumpet Burst	2-Trumpet Burst	Fire Truck
VINYL	1"	10123250	10119010	10119012	10119014	10119016	10119018
	1 3/4"	10123248	D123P	D124P	D125P	D126P	D127P
	2 1/2"	D122P	10119039	10119041	10119043	10119045	10119047
SCOTCHLITE	1"	10123251	10119011	10119013	10119015	10119017	10119019
	1 3/4"	10123249	DS123P	DS124P	DS125P	DS126P	DS127P
	2 1/2"	DS122P	10119040	10119042	10119044	10119046	10119048

							
		Fireman's Scramble	EMS Star of Life	Chaplain's Cross	Shamrock	American Flag	Custom Decal*
VINYL	1"	10119020	10119022	10119024	10119026	10119057	—
	1 3/4"	D128P	D131P	D133P	D134P	D135P	—
	2 1/2"	10119049	D116P	10119053	10119055	10119057	D99P
SCOTCHLITE	1"	10119021	10119023	10119025	10119028	10119058	—
	1 3/4"	DS128P	DS131P	DS133P	DS134P	DS135P	—
	2 1/2"	10119050	DS116P	10119054	10119056	10119058	—

## Title Tapes

- For Modern style helmets only
- Lettering is in all-caps
- Available in vinyl or reflective Scotchlite
- Custom decals also available



Title	Vinyl	Scotchlite
Commissioner	D201P	DS201P
Deputy Comm'r	D202P	DS202P
Chief	D203P	DS203P
Deputy Chief	D204P	DS204P
Asst. Chief	D205P	DS205P
Battalion Chief	D206P	DS206P
Captain	D207P	DS207P
Lieutenant	D208P	DS208P
Chaplain	D209P	DS209P
Chief Engineer	D210P	DS210P
Engineer	D211P	DS211P
Asst. Engineer	D212P	DS212P
Fire Marshall	D213P	DS213P
Dpty. Fire Marshall	D214P	DS214P
Emer. Medical Tech	D215P	DS215P
Driver	D216P	DS216P
Appartatus Operator	D217P	DS217P
Safety Officer	D218P	DS218P
Asst. Safety Officer	D219P	DS219P
Director	D220P	DS220P
Dpty. Director	D221P	DS221P
Co-Ordinator	D222P	DS222P

Title	Vinyl	Scotchlite
Instructor	D223P	DS223P
Photographer	D224P	DS224P
Acting Captain	D225P	DS225P
Training Officer	D226P	DS226P
Foreman	D227P	DS227P
Fireman	D228P	DS228P
Ladderman	D229P	DS229P
Nozzleman	D230P	DS230P
Hoseman	D231P	DS231P
Apparatus Officer	D232P	DS232P
Rescue	D233P	DS233P
Paramedic	D234P	DS234P
Firefighter	D235P	DS235P
Sergeant	D236P	DS236P
1st Asst. Chief	D237P	DS237P
2nd Asst. Chief	D238P	DS238P
First Responder	D239P	DS239P
Hazmat	D240P	DS240P
Fire Investigator	10068636	10068637
Supervisor	10068638	10068639
Custom Decal*	T99P	TS99P

\*10-unit minimum required

# Communication

## ClearCommand® Helmet Communication System (P/N 10042902)

- Virtually eliminates high ambient noise levels via bone-conduction voice transmitter
- Maintains transmission quality through facepiece head harness, hood and liner
- Is intrinsically safe for use in hazardous environments
- Easily snaps onto the fire helmet ratchet
- Quickly transfers from one helmet to another without tools
- Configures for use over either ear
- Connects to our lapel microphone and PTT
- Includes flannel pad for cushioning

	Lapel Mic	PTT	Radio Brand & Model
<b>RADIO INTERFACES*</b>	10042938	10045707	Bendix King DPH-5102X, EPH, EPI, EPU, EPV, GPH, LPH, LPI, LPU, LPX, MPH
	10091194	10055501	E.F. Johnson 5100 series (511x, 5133, 514x, 518x)
	10068237	10070362	GE Ericsson Jaguar 700P/700PI, P700IP/7150/7170, HT-7150S/7170T, HA8V SX
	10042907	10045666	GE Ericsson LPE-50/200, MRK, PK1ZGT, PRISM, PXI-26T
	10042939	10045708	Kenwood TK-208/220/240/248/250/260/270/270G/272/308/320/340/350/353/360/370/372/373G/430/2100-K2/2160/2170/2200/2202/2302/2312/3101K/3160/3170/3173/3200/3202/3212/3360, TH-21/25A/41/45/75/91A/2102/3102, DEMITOSS 9 (JAPAN), FREETALK LINE
	10042941	10045710	Kenwood TK-190/280/290/290K/380/390/480/481/2140/2180/3140/3180/5210/5220, NX200/300/300K
	10070362	10068237	MACOM/Harris P5100/5130/7100/7150/7200
	10042903	10045662	Motorola GP-900, HT-1000, JEDI, JT-1000, MT-1500/2000, MTS-2000, MTX, MTX-838/839/2000/8000/9000 Transcrypt Stealth, PR1500, PTX-1200/3600, XTS-1500/2500/3000/3500/5000/5000R
	10042922	10045691	Motorola GP-328/329/338/339/340/360/680, HT-750/1250/1550/1550-XLS, MTX-850/850-LS/950/8250/8250-LS/9250, PR-860, PRO 5150/7150/7350/7550/9150, PTX-700/760/780
	10092733	10108643	Motorola APX-6000/7000, DGP-6150+, XPR-6500/6550/6580
	10042905	10045664	Motorola AP-73, CLS Series, CP-150/200/300, CT-150/185/250/250LS/450/450LS, EP-450, GP-63/68/88/300/308/2000, GTX, GTX-8250, LTS-2000, MAG ONE A-8, MTX-638, P110/1225, MU-21CV/21CZ, PR-400, PRO 2150/3150, SP-10/21/50, SPIRIT-111, SPIRIT-Pro, SU-21C, XTN Series, XTV-2100, XU-2100, XV-1100, XZ-1100
	10042931	10045700	Motorola GP-350 (QD)
	10042923	10045692	Motorola GP-328 (QD), HT-750 (QD)/1250 (QD), PRO 5150 (QD)
	<b>PARTS &amp; ACCESSORIES</b>	<b>P/N</b>	
10046087		Dust Cover	
10046123		Guard Ring, Tall	
10046122		Guard Ring, Short	
10046120		Belt Clip Assy	
10046121		O-ring, Single Pin Connector	
10045778		Flannel Head Band Liner	

\*For complete list of radio interface part numbers, call 1-877-MSA-FIRE.



Helmet Mic with Lapel Mic



Helmet Mic with Stand-Alone PTT



Communication system shown outside of earlap for illustration purposes only. For best protection and performance, earlap should be worn over the communication system.



# Cairns **Replacement Parts**



## Eye & Face Protection

P/N	Description	NSA & IN6A	Cairns 1010 & 1044	880 Tradition	660C Metro & Invader 664	Commando HP3	Structural 360S	Rescue 360R	Rescue 360R-13
<b>DEFENDER VISOR</b>									
10077117	Clear Lens w/ Hardware		■		■	■			
10077118	Amber Tuffshield Lens w/ Hardware		■		■	■			
10077119*	Smoke Lens w/ Hardware		■		■	■			
10077120*	Mirrored Lens w/ Hardware		■		■	■			
<b>DEFENDER VISOR HARDWARE</b>									
10145812	Replacement Hardware Kit (no lens)		■		■	■			
10101798	Nose Pad Kit (5 pk)		■		■	■			
10074432	Replacement Heat Shield		■		■	■			
10077121	Replacement Retainer Tab		■						
10096795	Replacement Retainer Tab				■				
10096796	Replacement Retainer Tab					■			
<b>FACESHIELDS</b>									
10071006	4" Tuffshield w/ Wing Protectors	■	■	■	■				
10037315	4" Standard w/ Wing Protectors			■	■	■	■		
S806CP	6" Standard w/ Wing Protectors				■	■			
S601GP	4" Gold-Coated		■		■				
S606GP	6" Gold-Coated		■		■				
<b>FACESHIELD HARDWARE</b>									
S918P	Faceshield Hardware Kit	■	■	■					
S910P	Faceshield Hardware Kit				■				
S620P	Faceshield Hardware Kit					■			
S912P	Faceshield Hardware Kit						■		
10063598	Faceshield Nut Kit	■	■	■	■	■	■		
S950P	Faceshield "E" Clips (50 pk)	■	■	■	■	■	■		
S204P	4" Faceshield Wing Protectors (Pair)	■	■	■	■	■	■		
S206P	6" Faceshield Wing Protectors (Pair)	■	■	■	■	■	■		
<b>GOGGLES</b>									
S550P	Cairns ESS Goggle	■*	■	■	■		■		
S552P	Cairns ESS Goggle					■			
10101681	Cairns ESS Goggle							■	■
S548P	ESS Innerzone 1	■	■	■	■	■	■	■	■
S549P	ESS Innerzone 2	■	■	■	■	■	■	■	■
10032882	ESS Innerzone 3	■	■	■	■	■	■	■	■
10068733*	ESS Striketeam XTO					■		■	■
<b>GOGGLE HARDWARE</b>									
S953P	Goggle Strap Retaining Tabs	■	■	■	■	■	■	■	■
S555P	Cairns ESS Goggle Lens Covers (6 pk)	■	■	■	■	■	■	■	■
S556P	Cairns ESS Goggle Replacement Lens	■	■	■	■	■	■		
10059535	Cairns ESS Stealth Sleeve	■	■	■	■	■	■		
10064534	Cairns ESS Replacement Strap Kit	■	■	■	■	■	■		
10029701	Innerzone 1 Hardware	■	■	■	■	■	■		■
10029700	Innerzone 2 Hardware (Old Style)	■	■	■	■	■	■	■	■
10052896	Innerzone 2 Low Profile Mounting Kit	■	■	■	■	■	■	■	■
10059814	Innerzone 1 & 2 Replacement Strap Kit	■	■	■	■	■	■	■	■
<b>HARDWARE</b>									
S10KP	Bourke w/ Bourke Hardware Kit	■	■	■					
S103P	Bourke Hardware Kit	■	■	■					
10086493	Nylon Mini Rivet, Male	■	■	■	■	■	■	■	■
10086494	Nylon Mini Rivet, Female	■	■	■	■	■	■	■	■

\* Not NFPA-1971 compliant

# Cairns Replacement Parts

## Earlaps & ARFF Proximity Hoods

P/N	Description	N5A & N6A	Cairns 1010 & 1044	880 Tradition	660C Metro & Invader 664	Commando HP3	Structural 360S	Rescue 360R	Rescue 360R-13
<b>EARLAPS</b>									
L655XP	Yellow Nomex Earlap		■		■	■	■	■	■
L655AP	Yellow Nomex Earlap w/Under Chin Extension		■		■	■	■	■	■
L655GP	Black Nomex Earlap		■		■	■	■	■	■
10124742	Black Nomex Earlap w/Under Chin Extension		■		■	■	■	■	■
L955P	PBI/Kevlar Earlap		■		■	■	■	■	■
L955AP	PBI/Kevlar Earlap w/Under Chin Extension		■		■	■	■	■	■
L945P	PBI/Kevlar Bloodborne Pathogen Resistant Earlap		■		■	■	■	■	■
10046723	Yellow Nomex Earlap			■					
10049833	Yellow Nomex Earlap w/Under Chin Extension			■					
10049734	PBI/Kevlar Earlap			■					
10049735	PBI/Kevlar Bloodborne Pathogen Resistant Earlap			■					
10049834	PBI/Kevlar Earlap w/ Under Chin Extension			■					
10053104	Black Nomex Earlap			■					
<b>ARFF PROXIMITY HOODS</b>									
10041994	Aluminized PBI/Kevlar Shroud w/ Nomex Earlap		■		■				
10041993	Aluminized PBI/Kevlar Bonnet				■				
10041992	Aluminized PBI/Kevlar Bonnet		■						

## Chinstraps

P/N	Description	N5A & N6A	Cairns 1010 & 1044	880 Tradition	660C Metro & Invader 664	Commando HP3	Structural 360S	Rescue 360R	Rescue 360R-13
<b>CHINSTRAPS</b>									
C892P	w/Quick Release Buckle (QRB)	■	■		■	■	■	■	■
C923P	w/QRB (Non-Defender 1010/1044)		■						
C893P	w/QRB & Postman's Slide (PS)	■	■		■	■	■	■	■
C922P	w/QRB & PS (Non-Defender 1010/1044)		■						
C89P	w/QRB			■					
10046712	w/QRB & PS			■					
C893LP	w/QRB & PS (3" longer)						■		





## Liners & Cushions

P/N	Description	NSA & N6A	Cairns 1010 & 1044	880 Tradition	660C Metro & Invader 664	Commando HP3	Structural 360S	Rescue 360R	Rescue 360R-13
<b>LINERS W/CUSHIONS</b>									
LK27P	Economy Flannel Headband & Ratchet Liner		■		■	■	■	■	■
LK28P	Standard Flannel Headband & Ratchet Liner		■		■	■	■	■	■
LK29P	Deluxe Leather Ratchet & Headband Liner w/ Crown Pad		■		■	■	■	■	■
10095795	Economy Flannel Headband & Ratchet Liner			■					
10095796	Standard Flannel Headband & Ratchet Liner			■					
10095797	Deluxe Leather Ratchet & Headband Liner w/ Crown Pad			■					
L5RP	Leather/Sateen Cushion Liner w/ Yellow Nomex Earlap (L)	■							
L5RP-0001	Leather/Sateen Cushion Liner w/ Yellow Nomex Earlap (M)	■							
10097951	Leather/Sateen Cushion Liner w/ Black Nomex Earlap (L)	■							
10101176	Leather/Sateen Cushion Liner w/ Black Nomex Earlap (M)	■							
L59RP	Leather/Sateen Cushion Liner w/ PBI/Kevlar Earlap (L)	■							
L59RP-0001	Leather/Sateen Cushion Liner w/ PBI/Kevlar Earlap (M)	■							
<b>LINER ONLY</b>									
RBP	Ratchet Headband System	■							
RHBP	Ratchet Headband System		■		■	■	■	■	■
10046721	Ratchet Headband System			■					
M615P	Headband Retention Tabs (set of 4)		■		■	■			
<b>CUSHION ONLY</b>									
10145415	Economy Flannel Headband & Ratchet Cushions only		■	■	■	■	■	■	■
10145416	Standard Flannel Headband & Ratchet Cushions only		■	■	■	■	■	■	■
10145417	Deluxe Leather Headband & Ratchet Cushions w/Crown Pad		■	■	■	■	■	■	■
LCPP	Flannel Crown Pad	■	■	■	■	■			
FCPP	Foam Crown Pad	■							
LRPP	Leather Ratchet Pad	■	■	■	■	■	■	■	■
M560P	Foam Adjustment Kit (6 sets w/ 5 pads in each)	■							





## Front Holders

P/N	Description	N5A & N6A	Cairns 1010 & 1044	880 Tradition	660C Metro & Invader 664	Commando HP3	Structural 360S	Rescue 360R	Rescue 360R-13
<b>FOR 6" FRONTS</b>									
10099776	Carved Brass Eagle	■							
10099778	Carved Brass Beaver	■							
10128084	Carved Brass Dragon	■							
M8P	Carved Brass Eagle		■						
10071259	Carved Brass Beaver		■						
10128083	Carved Brass Dragon		■						
M9P	Silk-Screened Eagle		■						
M6P	Silk-Screened Maltese Cross		■						
10065952	Carved Brass Eagle			■					
10049738	Silk-Screened Eagle			■					
10049739	Silk-Screened Maltese Cross			■					
<b>FOR 5" FRONTS</b>									
10049736	Silk-Screened Eagle			■					
10049737	Silk-Screened Maltese Cross			■					
<b>FOR 8" FRONTS</b>									
M7P	Carved Brass Parade Eagle					Presentation Helmets Only			
<b>HARDWARE</b>									
10047527	Front Holder Hardware Kit (set of 3)	■	■	■					
M16P	Mounting Bracket		■	■					
M12P	Mounting Bracket				■	■	■	■	■

# Cairns Replacement Parts

## Impact Cap Assembly (ICA) & Suspension System

P/N	Description	NFA & N6A	Cairns 1010 & 1044	880 Tradition	660C Metro & Invader 664	Commando HP3	Structural 360S	Rescue 360R	Rescue 360R-13
<b>FOR NON-DEFENDER HELMETS</b>									
M604P	ICA w/ Standard Configuration		■						
M604DP	ICA w/ Deluxe Configuration		■						
M611P	ICA Retention Kit (Tabs, Velcro, Screws)		■						
10049740	ICA w/ Standard Configuration			■					
10046380	ICA Retainer Clip			■					
M603P	ICA w/ Standard Configuration				■	■			
M603DP	ICA w/ Deluxe Configuration				■	■			
M610P	ICA Retention Kit (Tabs, Velcro, Screws)				■				
M6HP	ICA Retention Kit					■			
M802P	ICA w/ Overhead Suspension						■	■	
M110P	Overhead Suspension								■
<b>REPLACEMENT ICAS FOR DEFENDER HELMETS (STANDARD LINER)</b>									
10077038	ICA w/Quick-Release Buckle (QRB), Clear Defender, Standard Liner & Yellow Nomex Earlap		■						
10077039	ICA w/QRB, Amber Tuffshield Defender, Standard Liner & Yellow Nomex Earlap		■						
10077040*	ICA w/QRB, Smoke Defender, Standard Liner & Yellow Nomex Earlap		■						
10077111*	ICA w/QRB, Mirrored Defender, Standard Liner & Yellow Nomex Earlap		■						
10077112	ICA w/QRB, Postman's Slide (PS), Clear Defender, Standard Liner & Yellow Nomex Earlap		■						
10077113	ICA w/QRB, PS, Amber Tuffshield Defender, Standard Liner & Yellow Nomex Earlap		■						
10077114*	ICA w/QRB, PS, Smoke Defender, Standard Liner & Yellow Nomex Earlap		■						
10077115*	ICA w/QRB, PS, Mirrored Defender, Standard Liner & Yellow Nomex Earlap		■						
10096894	ICA w/QRB, Standard Liner & Yellow Nomex Earlap				■				
10096895	ICA w/QRB, PS, Standard Liner & Yellow Nomex Earlap				■				
10096828	ICA w/QRB, Standard Liner & Yellow Nomex Earlap					■			
10096829	ICA w/QRB, PS, Standard Liner & Yellow Nomex Earlap					■			
10096830	ICA w/3-point QRB, Standard Liner & Yellow Nomex Earlap					■			
<b>REPLACEMENT ICAS FOR DEFENDER HELMETS (DELUXE LINER)</b>									
10080795	ICA w/QRB, Clear Defender, Deluxe Liner & PBI Kevlar Earlap		■						
10080796	ICA w/QRB, Amber Tuffshield Defender, Deluxe Liner & PBI Kevlar Earlap		■						
10080797*	ICA w/QRB, Smoke Defender, Deluxe Liner & PBI Kevlar Earlap		■						
10080798*	ICA w/QRB, Mirrored Defender, Deluxe Liner & PBI Kevlar Earlap		■						
10080799	ICA w/QRB, PS, Clear Defender, Deluxe Liner & PBI Kevlar Earlap		■						
10080800	ICA w/QRB, PS, Amber Tuffshield Defender, Deluxe Liner & PBI Kevlar Earlap		■						
10080801*	ICA w/QRB, PS, Smoke Defender, Deluxe Liner & PBI Kevlar Earlap		■						
10080802*	ICA w/QRB, PS, Mirrored Defender, Deluxe Liner & PBI Kevlar Earlap		■						
10096896	ICA w/QRB, Deluxe Liner & PBI/Kevlar Earlap				■				
10096897	ICA w/QRB, PS, Deluxe Liner & PBI/Kevlar Earlap				■				
10096891	ICA w/QRB, Deluxe Liner & PBI/Kevlar Earlap					■			
10096892	ICA w/QRB, PS, Deluxe Liner & PBI/Kevlar Earlap					■			
10096893	ICA w/3-point QRB, Deluxe Liner & PBI/Kevlar Earlap					■			

\* Not NFPA-1971 compliant



## Impact Cap Assembly (ICA) & Suspension System

P/N	Description	N5A & N6A	Cairns 1010 & 1044	880 Tradition	660C Metro & Invader 664	Commando HP3	Structural 360S	Rescue 360R	Rescue 360R-13
<b>UPGRADE ICA KITS FOR DEFENDER HELMETS (STANDARD LINER)</b>									
10077038	ICA w/Quick-Release Buckle (QRB), Clear Defender, Standard Liner & Yellow Nomex Earlap		■						
10077039	ICA w/QRB, Amber Tuffshield Defender, Standard Liner & Yellow Nomex Earlap		■						
10077040*	ICA w/QRB, Smoke Defender, Standard Liner & Yellow Nomex Earlap		■						
10077111*	ICA w/QRB, Mirrored Defender, Standard Liner & Yellow Nomex Earlap		■						
10077112	ICA w/QRB, Postman's Slide (PS), Clear Defender, Standard Liner & Yellow Nomex Earlap		■						
10077113	ICA w/QRB, PS, Amber Tuffshield Defender, Standard Liner & Yellow Nomex Earlap		■						
10077114*	ICA w/QRB, PS, Smoke Defender, Standard Liner & Yellow Nomex Earlap		■						
10077115*	ICA w/QRB, PS, Mirrored Defender, Standard Liner & Yellow Nomex Earlap		■						
10092441	ICA w/QRB, Clear Defender, Standard Liner & Yellow Nomex Earlap				■				
10092442	ICA w/QRB, Amber Tuffshield Defender, Standard Liner & Yellow Nomex Earlap				■				
10092443*	ICA w/QRB, Smoke Defender, Standard Liner & Yellow Nomex Earlap				■				
10092444*	ICA w/QRB, Mirrored Defender, Standard Liner & Yellow Nomex Earlap				■				
10092445	ICA w/QRB, PS, Clear Defender, Standard Liner & Yellow Nomex Earlap				■				
10092446	ICA w/QRB, PS, Amber Tuffshield Defender, Standard Liner & Yellow Nomex Earlap				■				
10092447*	ICA w/QRB, PS, Smoke Defender, Standard Liner & Yellow Nomex Earlap				■				
10092448*	ICA w/QRB, PS, Mirrored Defender, Standard Liner & Yellow Nomex Earlap				■				
<b>UPGRADE ICA KITS FOR DEFENDER HELMETS (DELUXE LINER)</b>									
10080795	ICA w/QRB, Clear Defender, Deluxe Liner & PBI Kevlar Earlap		■						
10080796	ICA w/QRB, Amber Tuffshield Defender, Deluxe Liner & PBI Kevlar Earlap		■						
10080797*	ICA w/QRB, Smoke Defender, Deluxe Liner & PBI Kevlar Earlap		■						
10080798*	ICA w/QRB, Mirrored Defender, Deluxe Liner & PBI Kevlar Earlap		■						
10080799	ICA w/QRB, PS, Clear Defender, Deluxe Liner & PBI Kevlar Earlap		■						
10080800	ICA w/QRB, PS, Amber Tuffshield Defender, Deluxe Liner & PBI Kevlar Earlap		■						
10080801*	ICA w/QRB, PS, Smoke Defender, Deluxe Liner & PBI Kevlar Earlap		■						
10080802*	ICA w/QRB, PS, Mirrored Defender, Deluxe Liner & PBI Kevlar Earlap		■						
10092449	ICA w/QRB, Clear Defender, Deluxe Liner & PBI Kevlar Earlap				■				
10092450	ICA w/QRB, Amber Tuffshield Defender, Deluxe Liner & PBI Kevlar Earlap				■				
10092451*	ICA w/QRB, Smoke Defender, Deluxe Liner & PBI Kevlar Earlap				■				
10092452*	ICA w/QRB, Mirrored Defender, Deluxe Liner & PBI Kevlar Earlap				■				
10092453	ICA w/QRB, PS, Clear Defender, Deluxe Liner & PBI Kevlar Earlap				■				
10092454	ICA w/QRB, PS, Amber Tuffshield Defender, Deluxe Liner & PBI Kevlar Earlap				■				
10092455*	ICA w/QRB, PS, Smoke Defender, Deluxe Liner & PBI Kevlar Earlap				■				
10092456*	ICA w/QRB, PS, Mirrored Defender, Deluxe Liner & PBI Kevlar Earlap				■				

\* Not NFPA-1971 compliant

# Cairns Replacement Parts

## Reflective Trim & Accountability

P/N	Description	N5A & N6A	Cairns 1010 & 1044	880 Tradition	660C Metro & Invader 664	Commando HP3	Structural 360S	Rescue 360R	Rescue 360R-13
<b>TETRAHEDRONS</b>									
RP20YP	Reflexite, Lime/Yellow, 20 per sheet	■	■	■					
RP20RP*	Reflexite, Red/Orange, 20 per sheet	■	■	■					
SP20YP	Scotchlite, Lime/Yellow, 20 per sheet	■	■	■					
SP20RP*	Scotchlite, Red/Orange, 20 per sheet	■	■	■					
10062656	Scotchlite, Lime/Yellow w/ silver center bar, 8 per sheet	■	■	■					
10062655	Scotchlite, Red/Orange w/ silver center bar, 8 per sheet	■	■	■					
<b>STRIPES</b>									
RP16YP	Reflexite, Lime/Yellow, 1"x 4", 16 per sheet				■				
RP16RP*	Reflexite, Red/Orange, 1"x 4", 16 per sheet				■				
SP16YP	Scotchlite, Lime/Yellow, 1"x 4", 16 per sheet				■				
SP16RP*	Scotchlite, Red/Orange, 1"x 4", 16 per sheet				■				
PG1	Scotchlite, Lime/Yellow w/silver center bar, 6 per pack				■				
PG2*	Scotchlite, Red/Orange w/silver center bar, 6 per pack				■				
<b>TETRABARS &amp; STRIPES</b>									
RP17YP	Reflexite, Lime/Yellow, 12 1"x 4" tetrabars & 8 stripes per sheet					■	■	■	■
RP17RP*	Reflexite, Red/Orange, 12 1"x 4" tetrabars & 8 stripes per sheet					■	■	■	■
SP17YP	Scotchlite, Lime/Yellow, 12 1"x 4" tetrabars & 8 stripes per sheet					■	■	■	■
SP17RP*	Scotchlite, Red/Orange, 12 1"x 4" tetrabars & 8 stripes per sheet					■	■	■	■
<b>ACCOUNTABILITY NUMBERS</b>									
Replace the "X" with the digit you need: 0-9.									
SP100Y-X	Scotchlite, Lime/Yellow, 1" Numbers	■	■	■	■	■	■	■	■
SP100R-X*	Scotchlite, Red/Orange, 1" Numbers	■	■	■	■	■	■	■	■
SP200Y-X	Scotchlite, Lime/Yellow, 2" Numbers	■	■	■	■	■	■	■	■
SP200R-X*	Scotchlite, Red/Orange, 2" Numbers	■	■	■	■	■	■	■	■
AS006	1 3/4" x 2 1/2" Velcro Accountability Tag	■	■	■	■	■	■	■	■
AS007	3 1/2" x 1 3/4" Velcro Accountability Tag	■	■	■	■	■	■	■	■

\*Not NFPA-1971 compliant

## Edge Beading & Other Shell Hardware

P/N	Description	N5A & N6A	Cairns 1010 & 1044	880 Tradition	660C Metro & Invader 664	Commando HP3	Structural 360S	Rescue 360R	Rescue 360R-13
<b>EDGE BEADING</b>									
M5P	Black Edge Beading Replacement Kit		■		■	■	■	■	■
M5P-0001	White Edge Beading Replacement Kit		■		■	■	■	■	■
10049832	Black Edge Beading Replacement Kit			■					
10062602	White Edge Beading Replacement Kit			■					
<b>OTHER SHELL HARDWARE</b>									
M4P	Helmet Hanger Replacement Kit		■		■		■	■	■
10049831	Helmet Hanger Replacement Kit			■					
10113989	Helmet Hanger Replacement Kit					■			
S921P	Acorn Nut Kit	■	■	■	■				
M10P	Brass Crown Piece	■							

## Helmet Decals & Title Tapes

P/N	Description	NSA & IN6A	Cairns 1010 & 1044	880 Tradition	660C Metro & Invader 664	Commando HP3	Structural 360S	Rescue 360R	Rescue 360R-13
<b>HELMET DECALS &amp; TITLE TAPES</b>									
D101P-D131P	Vinyl Decals	■	■	■	■	■	■	■	■
DS101P-DS135P	Scotchlite Decals	■	■	■	■	■	■	■	■
D201P-D240P; 10068636; 10068638	Vinyl Title Tape	■	■	■	■	■	■	■	■
DS201P-DS240P; 10068637; 10068639	Scotchlite Title Tape	■	■	■	■	■	■	■	■

## Parts for Helmets Made Prior to NFPA 1971-1997 Edition

P/N	Description
<b>LEATHER HELMETS</b>	
L101P-0002	Cushion Liner (Small)
L101P-0003	Cushion Liner (Medium)
L5P-0001	Cushion Liner w/Jumbo Nomex Earlap, no ratchet (Medium)
L5P-0002	Cushion Liner w/Jumbo Nomex Earlap, no ratchet (Large)
L5P-0003	Cushion Liner w/Jumbo Nomex Earlap, no ratchet (Small)
L59P	Cushion Liner w/Jumbo PBI/Kevlar Earlap, no ratchet
M102P	Retaining Buttons (10 per pk)
M6AP	Front holder for 6" Fronts
<b>TRADITIONAL HELMETS</b>	
L26P	Cushion/Sateen Liner
R9ELNP	Ratchet Cushion Liner, Jumbo Nomex Earlap (use w/L26P & L955P)
R9ELPP	Ratchet Cushion Liner, PBI/Kevlar Earlap (use w/L26P & L955P)
RBWP	Ratchet Washers (10 per pk)
R9P	Ratchet Headband w/Cushion Liner (use w/L26P)
M102P	Retaining Buttons (10 per pk)
M621P	Retainer Tabs (12 per pk)
M610P	Impact Cap Assembly Retention Kit (Tabs, Velcro, Screws)
<b>MODERN HELMETS</b>	
S701P*	4" Lo-pivot Polycarbonate
S702P*	6" Lo-pivot Polycarbonate
M620P	Retainer Tabs (12 per pk)
<b>880, 881A AND 770 PHILADELPHIAN</b>	
L22P	Sweat Liner for use w/Earlap or Protective Hood
L8P	Cushion/Sateen Liner
R98ELNP	Ratchet Cushion Liner, Jumbo Nomex Earlap (use w/L8P & L955P)
R98ELPP	Ratchet Cushion Liner, PBI/Kevlar Earlap (use w/L8P & L955P)
R98P	Ratchet Headband w/Cushion Liner (use w/L8P)
M6AP	Front holder for 6" Fronts
FS8	Front Mounting Screws for 6" Fronts

\* Not NFPA-1971 compliant



Note: This Bulletin contains only a general description of the products shown. While uses and performance capabilities are described, under no circumstances shall the products be used by untrained or unqualified individuals and not until the product instructions including any warnings or cautions provided have been thoroughly read and understood. Only they contain the complete and detailed information concerning proper use and care of these products.



**ID 3600-01-MC / February 2014**  
© MSA 2014 Printed in U.S.A.

**MSA Corporate Center**  
1000 Cranberry Woods Drive  
Cranberry Township, PA 16066 USA  
Phone 724-776-8600  
[www.MSAsafety.com](http://www.MSAsafety.com)

**U.S. Customer Service Center**  
Phone 1-877-MSA-FIRE  
Fax 1-800-967-0398

**MSA Canada**  
Phone 1-800-672-2222  
Fax 1-800-967-0398

**MSA Mexico**  
Phone 01 800 672 7222  
Fax 52 - 44 2227 3943

**MSA International**  
Phone 724-776-8626  
Toll Free 1-800-672-7777  
Fax 724-741-1559  
Email [msa.international@msasafety.com](mailto:msa.international@msasafety.com)

**Offices and representatives worldwide**  
For further information: