

Inspection Notice
MSA Latchways® Guided Type Fall Arrester
 February 2024
 PLEASE READ AND TAKE ACTION NOW

MSA Corporate Center
 1000 Cranberry Woods Drive
 Cranberry Township, PA 16066
 800.MSA.2222
 www.MSAafety.com

Dear Valued MSA Customer,

This Inspection notice is to inform you of a one-time inspection procedure regarding the locking pin on MSA Latchways® Guided Type Fall Arresters (GTFAs) that were manufactured between February 16, 2021 and January 30, 2024. Potentially affected models are listed in Table 1 below.

MSA has received a field report of an MSA Latchways GTFa that did not have a locking pin in the nut of the swivel connector between the carabiner and main body of the unit. Without this locking pin in place, there is potential for the connection to come loose during operation.

MSA has not received any reports of injuries associated with this condition. However, we are requesting that you perform the inspection outlined in this notice prior to next use.

Table 1: Potentially Affected Model Numbers

Model Number	Material description
3100L-00T	LADDERLATCH DEVICE
3100L-00RU	LADDERLATCH ASSYLHAND MK11RUSSIA
3103L-00	CANADIAN LADDERLATCH ASSY L/H
3104L-00	LADDERLATCH DEVICE US (L/HAND)
3100L-00AC	LADDERLATCH ASSY (L-HAND) MK2
3102L-00	TOWERLATCH L/H DEVICE
3100R-00	LADDERLATCH ASSEMBLY MK2 -R/H
3101R-00	LADDERLATCH ASSEMBLY (R/HAND) MK2
85192-00	CLIMBLATCH MK2 FINAL ASSEMBLY
3102L-00BR	TOWERLATCH L/H DEVICE
3105L-00	TOWERLATCH WITH WEBBIING STROP US
3102L-00AC	TOWERLATCH WITH WEBBIING STROP
35429-00	TOWERLATCH S.P.
85191-00	CLIMBLATCH DEVICE
85195-00	CANADIAN CLIMBLATCH DEVICE



Figure 1: GTFa

Inspection Procedure

- 1) **Confirm Model Number and Manufacturing Date** – Refer to Figure 2
 - a. **Model Number**
 - i. Confirm that your model number is listed in Table 1.
 - ii. If your model number is not listed, no further action is needed.
 - b. **Manufacturing Date**
 - i. Confirm that your manufacturing date is between 16/02/2021 and 30/01/2024
 - ii. If the date is outside of this range, no further action is needed.




Figure 2: GTFA Inspection Data

- 2) **Inspect the product** - Visually inspect the swivel connector of the unit for the presence of the silver locking pin.
 - a. Locking pin is present (Figure 3) – no further action is needed.
 - b. Locking pin is not present (Figure 4) – remove the product from service and follow the procedure below for a replacement unit.

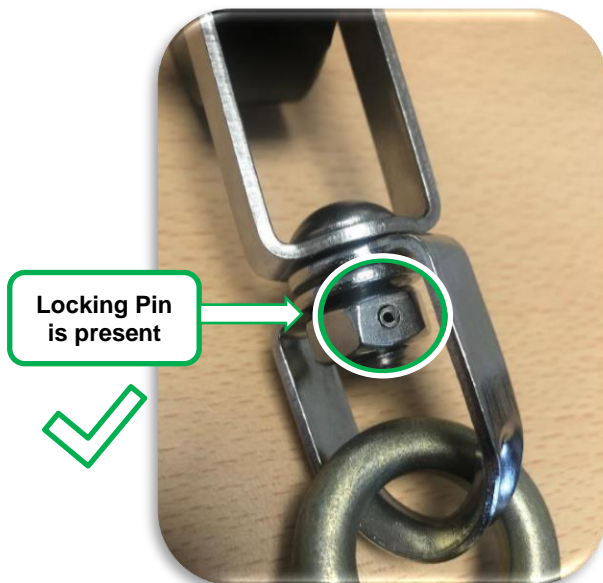


Figure 3: Locking Pin is Present




Figure 4: Locking Pin Missing

Replacing Affected GTFA units

To receive a replacement free of charge for affected units, please scan the QR code and complete the GTFA Replacement Form. You may submit multiple forms if more than one model is affected.

MSA Corporate Center
1000 Cranberry Woods Drive
Cranberry Township, PA 16066
800.MSA.2222
www.MSAafety.com

Scan code or click the link:
[GTFA Replacement Form](#)



MSA Customer Service Contact Information

If you have any questions regarding this Inspection Notice, please contact us as shown below:

US and Canada:

call 866-672-0005 or

Email us at ProductSafetyNotices@msasafety.com

Europe, Middle East, and Africa:

Email us at ProductUserNotice@msasafety.com or contact your local MSA customer service representative

All other regions:

Contact your local MSA customer service representative.

Your safety and continued satisfaction are important to us, and we apologize for any inconvenience that this may have caused.

Best regards,

A handwritten signature in black ink, appearing to read "Adam Troup".

Adam Troup
Product Safety Manager