MFMD FLOOR/CONSOLE

Powered by SAMSUNG

Floor/Console Indoor Units | R-32 | 60 Hz

RESIDENTIAL / COMMERCIAL
PRODUCT SPECIFICATIONS (EHB)

0.75 to 1.5 Tons

MFMD Floor/Console Indoor Unit with
Furnished Wireless Remote Controller

Works with
Samsung SmartThings

MODEL NUMBER IDENTIFICATION

M FM D 012 S 6 - 1 P

Series Type
M = Mini-Split

Unit Type
FM = Floor/Console Mount Non-Ducted

Major Design Sequence
D = 4th Generation

Nominal Cooling Capacity
009 = 075 tons
012 = 1 tons
015 = 1.25 tons
018 = 1.5 tons

Zone Type
S = Single /Multi
M = Multi

Refrigerant Type
6 = R-32

Minor Design Sequence
1 = 1st Revision

Voltage
P = 208/230V-1 phase-60Hz

Form Number 211086 | May 2026
Supersedes all previous version

CONTENTS

Approvals And Warranty 2
Dimensions 14
- Center Of Gravity. 15
- Unit 14
Features 2
Installation Clearances 15
Mobile Apps 4
Model Number Identification. 1
Optional Accessories - Order Separately 12
Optional Control Accessories 11
Remote Controller - Furnished 5
Remote Controllers - Optional 7
Sound Data 13
Specifications 12

APPROVALS AND WARRANTY

APPROVALS

- Indoor units and components ETL and CEC bonded for grounding to meet safety standards for servicing

WARRANTY

- All covered components
  - Limited five years in all applications
- Accessories and controls - Limited one year

NOTE - Refer to Lennox Basic Limited Warranty at www.Lennox.com for additional details.

FEATURES

- MFMD Floor/Console units provide a quality solution for heating or cooling a single room
- Installed vertically against the floor/wall
- Slim design fits numerous spaces while maintaining an optimal indoor temperature
- Features an unobtrusive design
- Maybe installed half concealed in a wall
- Ideal for both residential and commercial applications
- Unit delivers energy efficiency that can both lower costs and reduce energy waste, while its quiet operation offer maximum comfort
- Hanging Brackets furnished for installation

Two-Way Airflow
- Two separate air outlets for cooling and heating
- Cooling and heating air at the top of the unit
- Warmer air exits from the bottom part of the air outlet to spread the warm air evenly throughout the room

Stay-Clean Panel
- The intelligently designed clean panel keeps dust from accumulating, so the unit and the room stay cleaner

Touchscreen Panel
- Displays unit operation modes and indicator if servicing is required
- Power button to turn unit on and off

Flare Connections
- Equipped with liquid and gas flare fittings for quick and secure piping connections

Refrigerant Outlet
- Rear access for refrigeration line connections

Four Speed Fan
- Low, medium, high and turbo

Air Filter
- Built-in filter captures particulates as small as one micron
- Vacuum or washable reusable filter media

Electrical Connections
- Outdoor unit powers indoor unit

Serviceability
- Unit design incorporates more interlocking components in place of threaded fasteners to reduce the time and effort it takes to install and service a system

Wireless Remote Controller
- Furnished as standard, see page 5

FEATURES

Built-in Wi-Fi
- Compatible with SmartThings app and Bixby 2.0
- Allows voice control and monitoring from anywhere with an Internet connection through the SmartThings app

Scenes
- Control multiple devices with a single tap or voice command through the SmartThings app
- A Scene can be used as a part of an Automation

Automations
- Control devices without manual intervention
- Automations can be set to run at certain times on certain days of the week or to trigger when another device reports a certain condition (such as detecting motion or a door or window opening)

Energy Monitoring
- View daily, weekly, and monthly energy consumption for the system (reference use only)

Geo-fencing
- Detects when a smartphone comes in and out of the range of the system
- Range is set on a map in the app, and then triggers different actions that are set (Example: turning system off when away, or on when arriving home)

AI Mode
- AI Auto Mode monitors indoor temperature, outdoor temperature, set temperature, and operating time to learn the home patterns and automatically adjust system operation to maximize comfort

NOTE - Requires Internet connection and the SmartThings app.

Motion Detection
- Motion Detection Sensor (MOS) optimizes energy savings and comfort in any space
- User can choose between direct airflow, have air follow the user around the room, or indirect airflow, where the user can have the air blow away from them in the room
- When the MOS recognizes that there are no occupants in the space, the system can automatically implement energy saving measures to reduce energy use

External Heat Function
- Operate third-party heat source if needed
  - Supplemental option
  - Emergency heat option
- Compressor lockout option to only operate external heat source when outside temp is below X°
- Option to lockout external heat operation when outside ambient is above X°
- Operates external heat during defrost option
- Support Auxiliary or Emergency heat operation status on wired controllers

OPTIONAL ACCESSORIES

Condensate Pumps
- Quietly and efficiently removes condensate
- See Optional Accessories Table for available pumps

Condensate Drain Line
- Non-kinking
- 160 ft. length
- UV stabilized low density white polyethylene

A/C Easy Tee® Condensate Cleanout
- Condensate drain service port
- Flexible and easy to use with nitrogen, water or shop vac
- Screw cap on top allows easy access to condensate drain line

Controllers
- Touchscreen Wired Controller, see page 7
- Programmable Wired Controller, see page 10

Thermostat Adaptor
- Allows operation with any 24V thermostat

MOBILE APPS

Lennox Home App

- The free Lennox Home App is available for use on smartphones.
- The Lennox Home App integrates with the SmartThings app to control Mini-Split system modes and fan operation

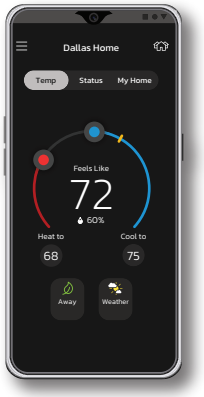

Download on the App Store

ANDROID APP ON Google play

SmartThings App

SmartThings

- SmartThings is a free app that uses Wi-Fi to connect smart devices built on the Matter protocol, regardless of the company that makes them
- Users can remotely regulate temperature, adjust settings, receive real-time updates about system performance and energy usage, as well as troubleshoot solutions if service is needed
- Quickly and easily connect, automate and manage your smart home devices through SmartThings
- SmartThings is compatible with hundreds of smart home brands
- With SmartThings, you can connect, monitor and control multiple smart home devices quicker and easier
- Connect smart TVs, smart appliances, smart speakers and brands like Samsung, Ring, Nest and Philips Hue - all from one free app
- Control your smart devices using voice assistant skills including Alexa, Bixby and Google Assistant

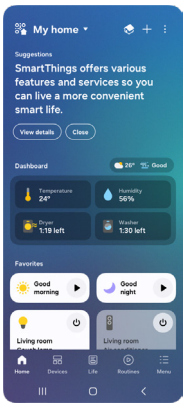

Download on the App Store

ANDROID APP ON Google play

REMOTE CONTROLLER - FURNISHED

WIRELESS REMOTE CONTROLLER (VSTAT01P-1)

- Complete remote control of system
- Rechargeable - Two methods:
  - USB Type-C (5V/2A) (cable not furnished)
  - Solar panel on back of controller

NOTE - Features available depend on the type of indoor unit.

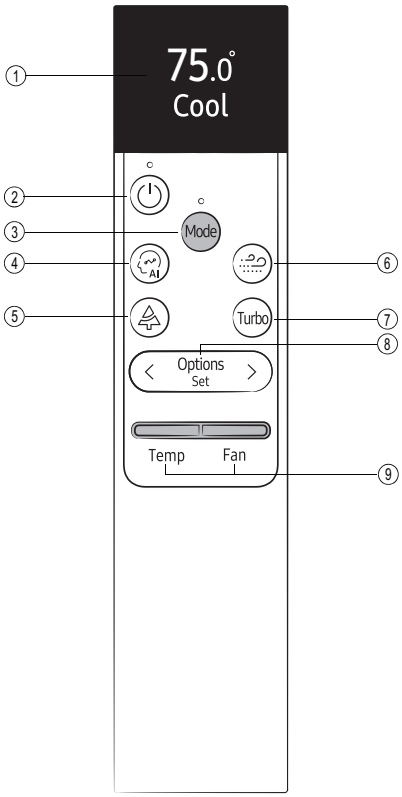

1 Display
- Shows current operation status and modes

2 ON/OFF Button
- Turns system on and off

3 Mode Button
- Select system operation modes
- Auto, Cool, Dry, Fan, and Heat

4 AI Comfort Button
- Learns user's use patterns and automatically adjusts temperature level while switching between Cool, Dry, Purify or "Calm Air" modes

NOTE - Only available on indoor models that support this feature.

5 Purify Button
- Creates a clean room climate by removing harmful substances from the air
- Can be used in air conditioner or fan only mode

6 "Calm Air" Button
- Operates during Cool, Dry, or Fan mode
- Closes the louvers and allows air through the holes in the panel
- When louvers are closed thousands of micro holes in panel provide a dispersed, gentle flow of air defined as "still air"

NOTE - Only for models equipped with louvers.

During the "Calm Air" Cooling operation, air flow blades may open to control indoor air currents smoothly, depending on the installation settings. As soon as the indoor temperature and humidity changes, the air flow blades will close and "Calm Air" Cooling operation resumes.

7 Turbo Button
- Enables rapid cooling or heating to increase or decrease temperature in the area

NOTE - After 30 minutes system returns to normal operating condition.

8 Options Button
- Press to select different functions (see page 6)
- Left and right arrows scroll through function selections

9 Temp/Fan Buttons
- Adjust the temperature or fan speed

Temp Button
- Push the button up or down to adjust the temperature
  - Auto/Cool/Dry mode - 65 to 86°F (1°F degree increments)
  - Fan mode - Disabled
  - Heat mode - 61 to 86°F (1°F degree increments)

Fan Button
- Push the button up or down to adjust the fan speed
  - Auto/Dry mode - Auto only
  - Cool/Heat mode - Auto/Low/Medium/High
  - Fan mode - Low/Medium/High

WIRELESS REMOTE CONTROLLER MENUS AND FUNCTIONS (VSTAT01P-1)

NOTE - Press the "Options" button to Start. The display changes to match the menu function selected. Left and right arrows scroll through function selections.

NOTE - Functions available depend on the type of indoor unit.

NOTE - Initial Settings for Indoor Unit - Options Button → Model Selection (set) → Standard (set) → Temp Unit → °F or °C (set)

Functions Available When Controller is "ON"		Functions Available When Controller is "OFF"	
Main Menu	**Sub-Menu**	**Main Menu**	**Sub-Menu**
← Back	- - -	← Back	- - -
Auto Clean	- - -	Auto Clean	- - -
Timer/Good Sleep →	← Back	Timer/Good Sleep →	← Back
	Timer Off		Timer Off
	Timer On		Timer On
	Good Sleep		Good Sleep
	Cancel		Cancel
Motion Detection →	← Back	Motion Detection →	← Back
	Air Direction		Air Direction
	Power Saving		Power Saving
Quiet	- - -	Freeze Wash	- - -
Long Wind	- - -	- - -	- - -
Direction →	← Back	- - -	- - -
	Fix	- - -	- - -
	Vertical	- - -	- - -
	Horizontal	- - -	- - -
	All	- - -	- - -
Blades →	← Back	- - -	- - -
	Blade 1	- - -	- - -
	Blade 2	- - -	- - -
	Blade 3	- - -	- - -
	Blade 4	- - -	- - -
Zones →	← Back	Zones →	← Back
	Zone 1		Zone 1
	Zone 2		Zone 2
	Zone 3		Zone 3
	Zone 4		Zone 4
Settings →	← Back	Settings →	← Back
	Beep		Beep
	Lighting		Lighting
	AI Diagnostics		AI Diagnostics
	Model Selection		Model Selection
	Filter Reset		Filter Reset
	Temp Unit		Temp Unit
	Heating Range		Heating Range
	Auto Mode		Auto Mode

NOTE - "Back" function returns to the previous function.

REMOTE CONTROLLERS - OPTIONAL

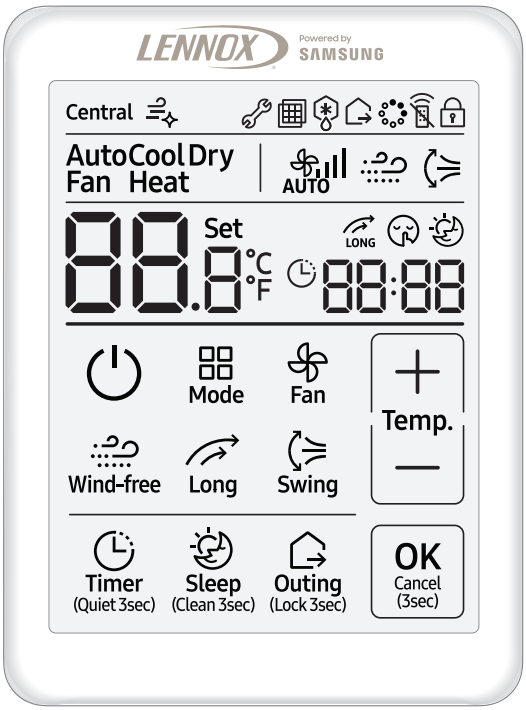

TOUCHSCREEN WIRED CONTROLLER (VSTAT02P-1)

NOTE - Features available depend on the type of indoor unit.

Features

- Backlight
- Built-in infrared receiver to allow control of indoor unit wirelessly with a wireless controller
- Indoor unit operation ON/OFF, operation mode, set temperature, louver position (cassette, ceiling, wall units), calm air, long reach, and fan speed settings
- Error display
- Filter replacement alarm display and reset
- All button lock (option)
- Partial controller button lock (ON/OFF, temperature setting, fan speed, timer function, louver swing, sleep function, quiet function, outing function, and operation mode buttons)
- Upper and lower temperature setting restriction
- Heat, cool, dry, fan, and auto mode skip options (skips specified mode on wired controller)
- Restrict wireless controller signal (optional)
- Single event timer function (ON/OFF control, 30 minutes – 24 hours timer setting options)
- System/indoor unit function and operation indication (defrost, error, restricted controller, central control, and PM filter status)
- Service mode for connected indoor unit operation monitoring, addressing, and setup
- Can be used to specify “Mode Master” while connected to a single indoor unit when used with heat pump systems to control system mode (heating or cooling)
- Outing function to keep a minimum heating (61 to 72°F) and cooling (77 to 86°F) temperature while away
  - When Outing mode is activated, the unit will operate at the specified Outing temperature. If indoor temperature is 9°F different from desired Outing temperature, the indoor unit will turn on
  - If indoor temperature is the same as desired Outing temperature, the indoor unit will turn off automatically
  - This is repeated depending on indoor temperature for 12 hours. After 12 hours, Outing mode is released/ canceled
- Supports enabling indoor unit AP mode for connecting integral indoor unit Wi-Fi adapter to SmartThings, and turning indoor unit Wi-Fi connection ON/ OFF, indoor unit Wi-Fi information reset, and Wi-Fi adapter reset

SPECIFICATIONS

Power Supply	12VDC
Power consumption	1.5W
Operating temperature range	32 to104°F
Operating humidity range	30 to 90% RH
Communication	2-wire PLC
Maximum wire length	328 ft. (100 m)
Dimensions (H x W x D)	4-3/4 x 3-5/8 x 3/4 in. (121 x 92 x 19 mm)

TOUCHSCREEN WIRED CONTROLLER FUNCTIONS (VSTAT02P-1)

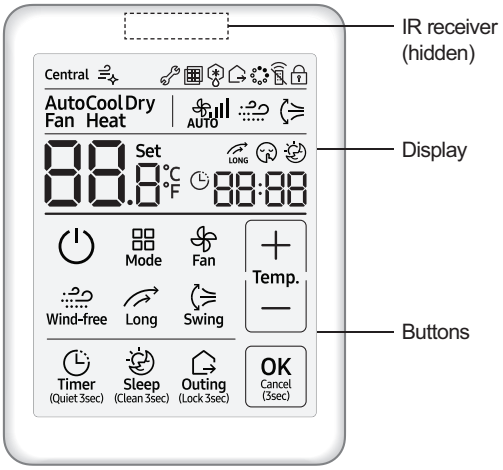

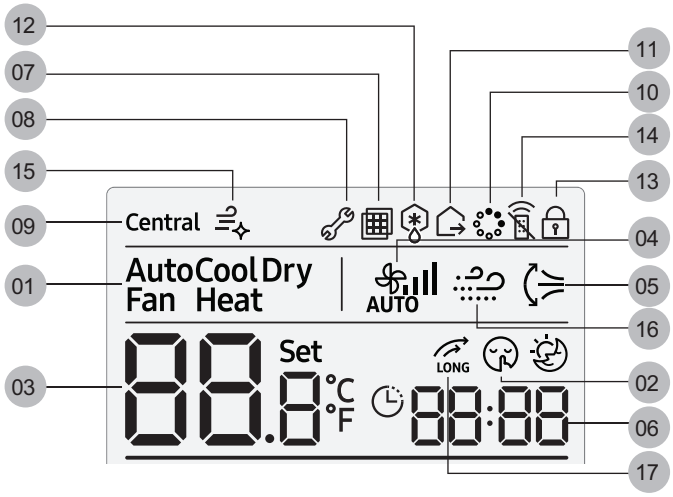

NOTE - Functions available depend on the type of indoor unit.

Number	Description
1	Displays system mode of operation
2	Displays quiet operation
3	Displays Indoor temperature/Set temperature
4	Displays indoor unit fan speed
5	Displays air swing (Up/Down)
6	Displays ON/OFF time (scheduled time)
7	Displays filter cleaning (filter cleaning period)
8	Displays error
9	Displays centralized control
10	Displays S-Plasma Ion operation
11	Displays outing (away) mode
12	Displays defrost operation
13	Displays partial locking/all locking/invalid operation
14	Displays IR receiver for wireless remote controller (Default - off)
15	Displays Clean operation
16	Displays Calm Air (Wind-Free) Cooling operation
17	Displays Long reach operation

TOUCHSCREEN WIRED CONTROLLER FUNCTIONS (VSTAT02P-1)

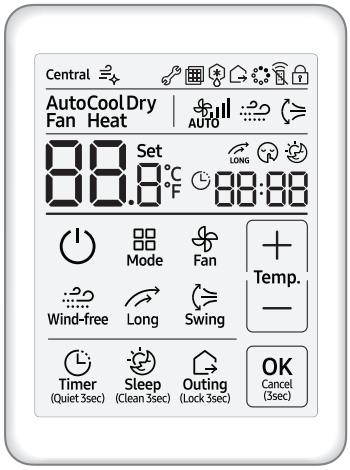

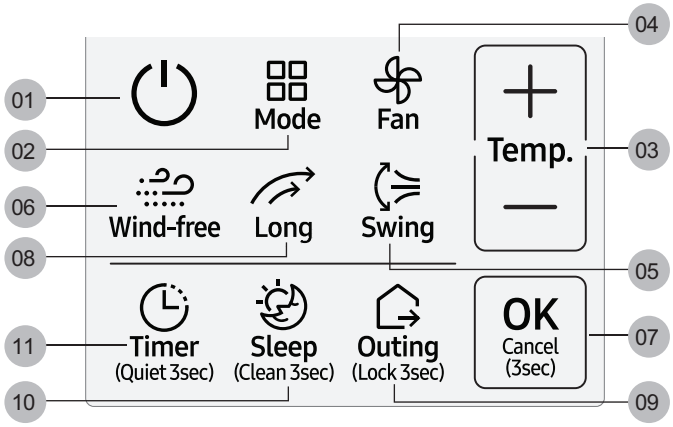

NOTE - Functions available depend on the type of indoor unit.

Number	Description	
1	Operation on/off button	Turn the system power on/off
2	Mode button	Select a desired system operation
3	Temperature setting button	Set a desired temperature and adjust the time
4	Fan speed button	Change the indoor unit fan speed
5	Air swing button	Select the air flow direction of the indoor unit
6	Calm Air (Wind-Free) button	Select Calm Air (Wind-Free) Cooling operation
7	OK/Cancel button	Confirm or cancel (by pressing and holding the button for 3 seconds)
8	Long button	Select Long reach function
9	Outing/Lock button	Select outing operation for the indoor unit/Lock the wired remote controller
10	Sleep/Clean button	Select Sleep/Clean operation for the indoor unit
11	Timer/Quiet button	Select the timer function/quiet operation for the indoor unit

REMOTE CONTROLLERS - OPTIONAL

PROGRAMMABLE WIRED CONTROLLER (VSTAT04P-1)

NOTE - Features available depend on the type of indoor unit.

Indoor Unit Control

- Air handler operation ON/OFF
- Air handler operation mode, set temperature, air flow direction, fan speed
- Discharge air temperature setting (for supported indoor unit models)
- Filter replacement alarm display and reset
- Time synchronization with supported Samsung central controllers
- Dual Set Temperature (for supported indoor unit models)
- Advanced HP auto changeover control and configuration
- Quiet and sleep modes
- Freeze Wash activation
- Error display (up to 10 error codes with descriptions)
- Supports enabling indoor unit AP mode for connecting integral indoor unit
  - Wi-Fi adapter to SmartThings, and turning indoor unit Wi-Fi connection ON/OFF, indoor unit Wi-Fi information reset, and Wi-Fi adapter reset

Energy Saving Operation

- Upper/lower temperature restriction setting
- Occupied/unoccupied settings
- Setback function
- Energy saving operation mode
- Energy consumption monitoring and daily, weekly, monthly, and yearly energy consumption trending (for supported systems)
- Maximum current control (for supported outdoor unit models)

Weekly Operating Schedule

- Weekly operating schedule
- Set desired A/C operation mode, setting temperature and fan speed to operate based on weekly schedules
- Schedule exception day option

Additional Features

- Emergency heat/auxiliary heat operation indication on display (for supported outdoor unit models)
- Color display screen
- Different button permission levels
- Supports multiple languages
- Partial button lock options (operation on/off, heat mode, cool mode, fan mode, dry mode, auto mode, set temperature, fan speed, scheduling, calm air, Long-wind, quiet mode, and sleep mode buttons can be locked individually)
- Daylight savings clock advance option
- Temperature limit setting option
- Real-time clock function
- Built-in IR receiver for indoor unit control using a wireless controller and integral room temperature sensor
- Indoor unit operation state display
- Indoor unit service mode support
- Micro SD card slot for simple firmware updating
- Independent louver control for cassette units
- Airflow direction control for 360° Cassette indoor units
- Adjustable heating temperature compensation values
- Calm Air (Wind Free) Control
- MDS (Motion Detection Sensor) Indirect/Direct Control (for supported indoor units, accessory may be required)
- Long Reach Function (for supported indoor unit models)
- Automatic air volume enable and status viewing (for supported indoor unit models)

SPECIFICATIONS

Power supply	12VDC
Power consumption	2W
Operating temperature range	32 to104°F
Operating humidity range	30 to 90% RH
Communication	2-wire PLC
Maximum wire length	328 ft. (100 m)
Dimensions (H x W x D)	4-3/4 x 4-3/4 x 3/4 in. (121 x 121 x 19 mm)

OPTIONAL CONTROL ACCESSORIES

Thermostat Adaptor

NOTE - Features available depend on the type of indoor unit.

Features

- Allows control of Lennox mini-split systems with a standard 24VAC thermostat
- One adaptor per indoor unit connected to the F3-F4 communication line
- Basic control:
  - Power: ON/OFF
  - Mode: Heat, Cool, Fan (auto, low, medium, high)
- Supports 1 or 2 stages cooling inputs, 1 or 2 stages heating inputs
- Can be configured to operate the indoor unit as primary heating source, secondary heating source, or cooling only with heat from an external source only
- External contact input to disable the unit when contact is opened

Option Settings

- Single fan input or 3 speed input for Low, Medium, and High
- Heat staging options:
  - Stage 1 and 2: Indoor unit operates in heat mode
  - Stage 1: Indoor unit operates in fan mode
    Stage 2: Indoor unit operates in heat mode
  - Stage 1: Indoor unit OFF
    Stage 2: Indoor indoor unit operates in heat mode
  - Stage 1: Indoor unit OFF. Stage 2: Indoor unit OFF (heating is only provided by external source that does not require fan operation from the Indoor unit)
- "Emergency Heat" output enable
- Stage 1 and stage 2 heating and cooling set temperature

SPECIFICATIONS

Power Supply	24VAC (field supplied transformer required)
Installation temperature range	32 to122°F
Installation humidity range	10 to 85% RH
Maximum wire length	328 ft. (100 m)
Dimensions (H x W x D)	5-1/8 x 5 x 1-1/2 in. (130 x 127 x 38 mm)

SPECIFICATIONS — MFMD

Model			MFMD009S6	MFMD012S6	MFMD015M6	MFMD018S6
Tons			0.75	1	1.25	1.5
Zone Type			Single/Multi	Single/Multi	Multi	Single/Multi
Line voltage data (Volts-Phase-Hz)			208/230-1-60	208/230-1-60	208/230-1-60	208/230-1-60
Connections		Liquid (flare) - in.	1/4	1/4	1/4	1/4
		Gas (flare) - in.	3/8	3/8	1/2	1/2
		Condensate drain OD - in.	3/4	3/4	3/4	3/4
Fan	Air Volume - cfm (High/Medium/Low)	Cooling	265 / 240 / 212	300 / 255 / 219	318 / 276 / 240	332 / 297 / 262
		Heating	300 / 254 / 219	318 / 290 / 254	378 / 343 / 311	388 / 343 / 300
		Output (W)	35	35	35	35
Filter			Washable	Washable	Washable	Washable
Sound Data (dBA)		High / Medium / Low	35 / 31 / 29	38 / 35 / 33	42 / 39 / 35	43 / 39 / 35
Shipping Data		Net	35	35	36	35
		Shipping	44	44	46	45

OPTIONAL ACCESSORIES - ORDER SEPARATELY

Description		Order Number	Size 009	012	015	018
INDOOR UNIT						
Diversitech Condensate Pumps with Reservoir	Mini-Split Pump - 4 US gallons per hour, 20 ft. lift - 230V	**Y7949**	•	•	•	•
	ClearVue Mini™ - 8 US gallons per hour, 35 ft. lift - 120-240V	**Y5170**	•	•	•	•
Blue Diamond® Condensate Pumps with Reservoir	MicroBlue® - 1.3 US gallons per hour, 6 ft. lift - 110-230V	**14T74**	•	•	•	•
	MaxiBlue® - 3.7 US gallons per hour, 16.5 ft. lift - 208/230V	**14T69**	•	•	•	•
	MultiTank Kit - 0.4 US gallon	**14T75**	•	•	•	•
	Sensor Cable Extension - 16 ft.	**14T76**	•	•	•	•
Little Giant Condensate Pump Kit with Reservoir	Mini-Split Pump Kit - 2.5 US gallons per hour, 3 ft. lift - 100-240V (includes pump, reservoir, multi-size hose drain adaptor, 7 ft. detachable power cord, pump enclosure/cover, line set cover and mounting trim brackets)	**Y8794**	•	•	•	•
Condensate Drain Line	5/8 in. ID - 160 ft. - white	**Y3401**	•	•	•	•
A/C Easy Tee® Condensate Cleanout		**Y7947**	•	•	•	•
CONTROLS						
Touchscreen Wired Controller	VSTAT02P-1	**37P79**	•	•	•	•
Programmable Wired Controller	VSTAT04P-1	**37Y74**	•	•	•	•
Thermostat Adaptor (24V)	VSTAT09P-1	**37Y96**	•	•	•	•

Sound Pressure level

Floor Mount Console

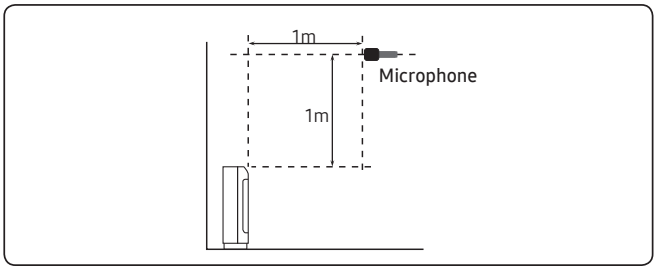

Unit: dB(A)

Model	High	Mid	Low
MFMD009S6-1P	35	31	29
MFMD012S6-1P	38	35	33
MFMD015M6-1P	42	39	35
MFMD018S6-1P	43	39	35

- NC Curve

1) MFMD009S6-1P

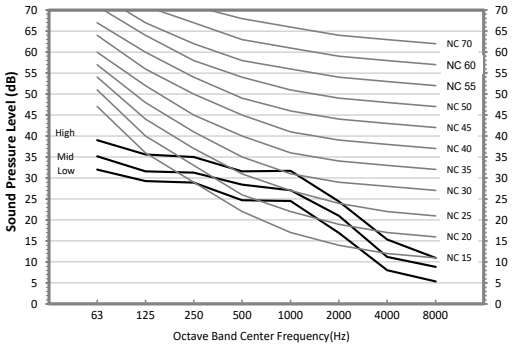

2) MFMD012S6-1P

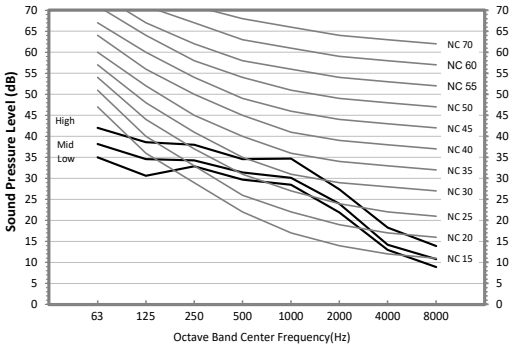

3) MFMD015M6-1P

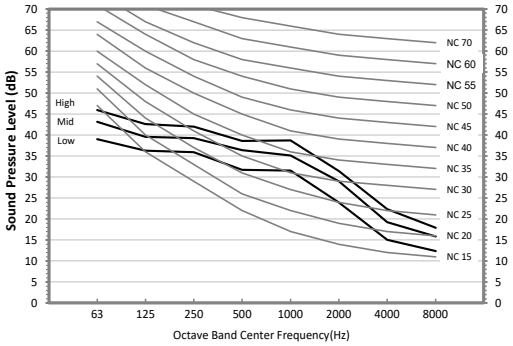

4) MFMD018S6-1P

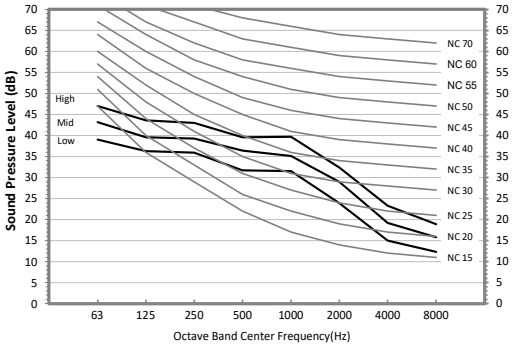

NOTE

- Specifications may be subject to change without prior notice.
  - Sound pressure level is obtained in an anechoic room.
  - Sound pressure level is a relative value, depending on the distance and acoustic environment.
  - Sound pressure level may differ depending on operation condition.
  - dBA = A weighted sound pressure level
  - Reference acoustic pressure 0 dB = 20μPa

MFMD009S6 | MFMD012S6 | MFMD015M6 | MFMD018S6

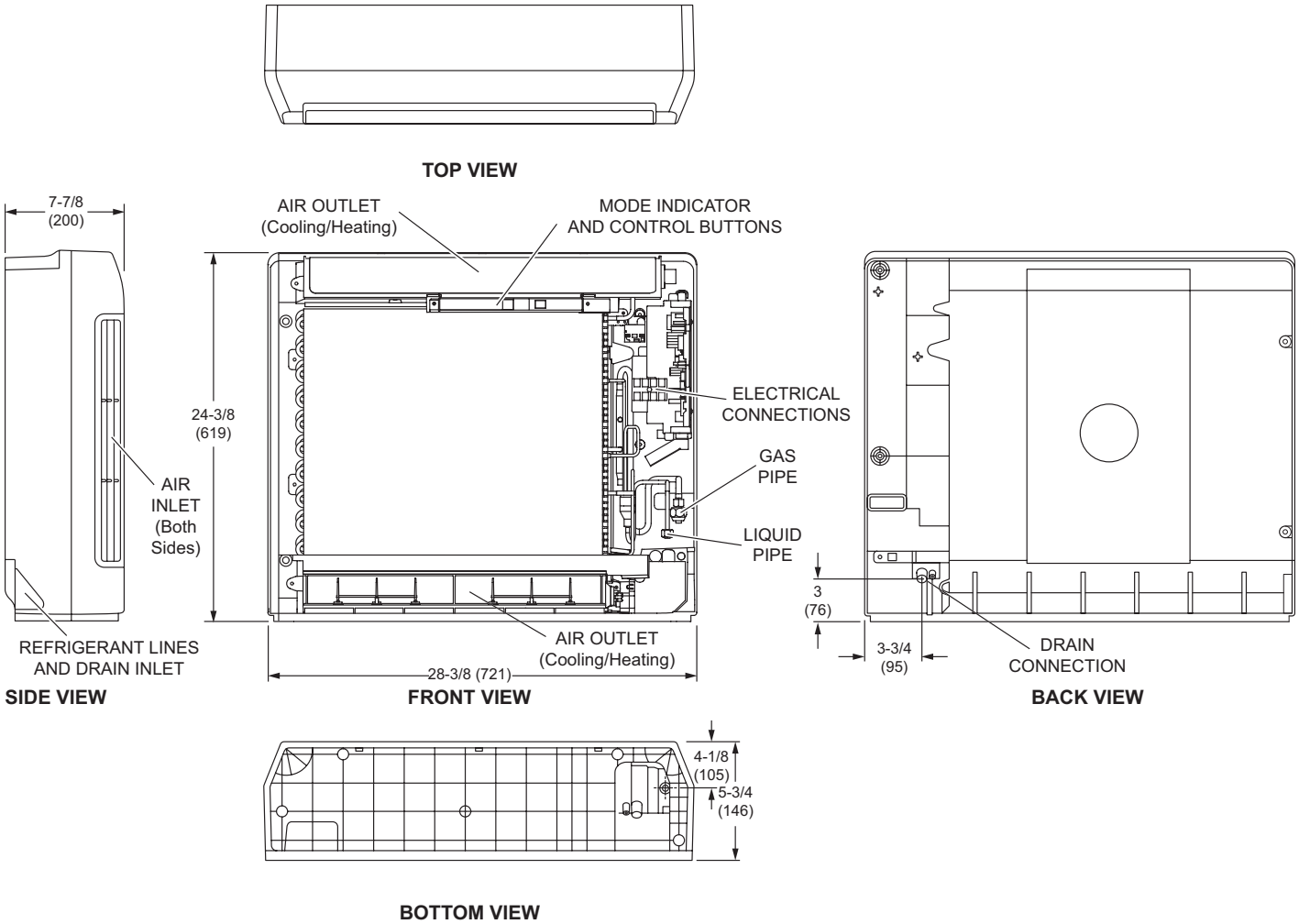

DIMENSIONS

CENTER OF GRAVITY

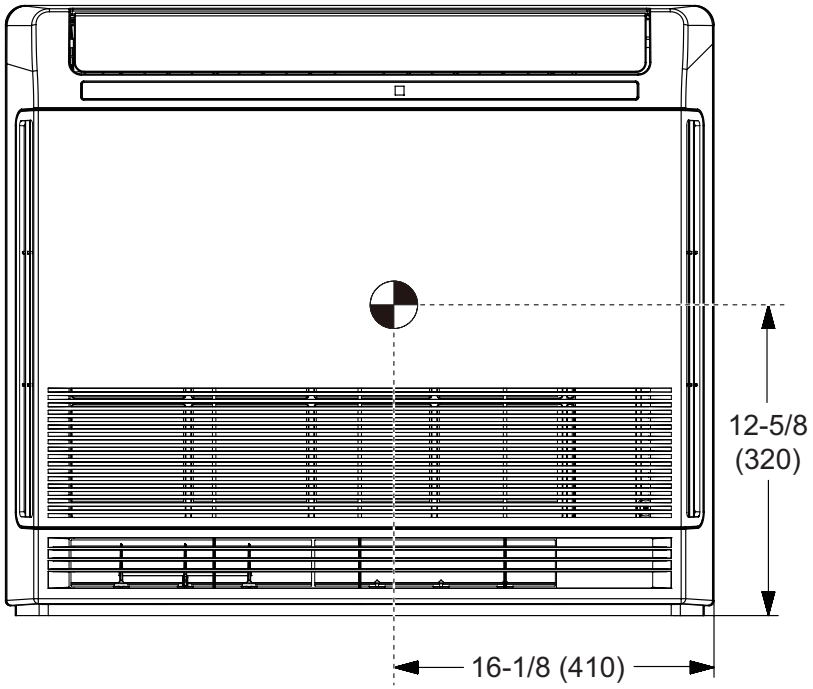

FRONT VIEW

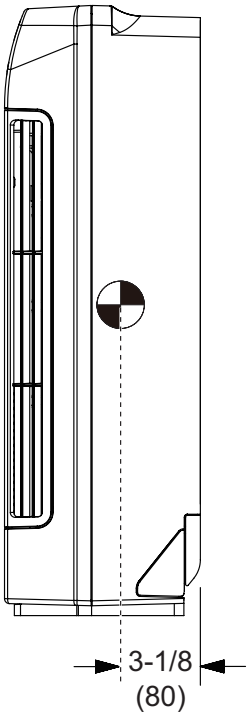

SIDE VIEW

INSTALLATION CLEARANCES

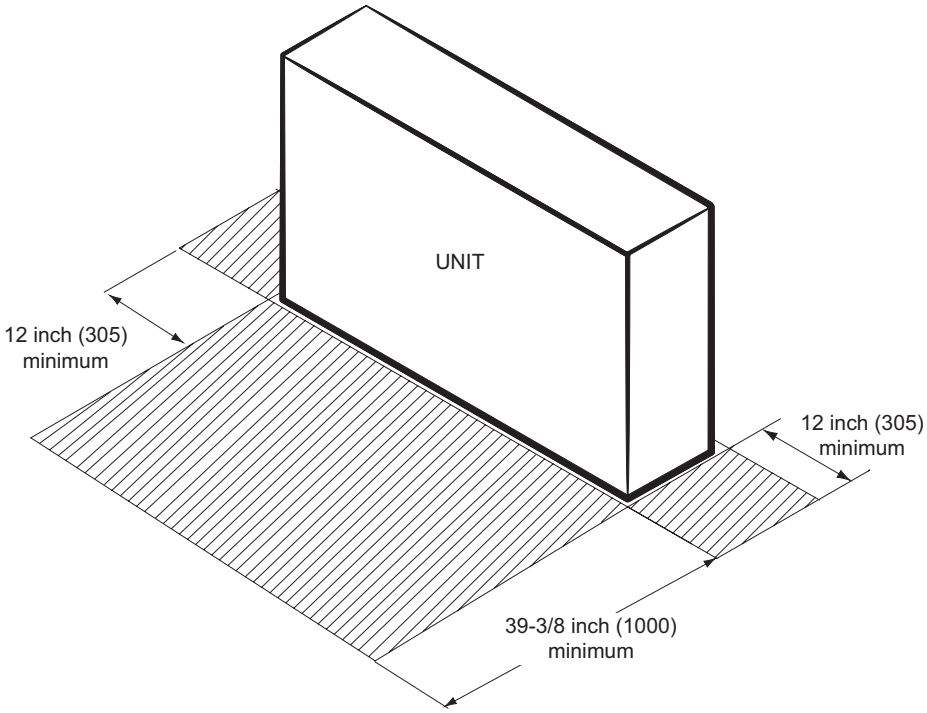

REVISIONS

Sections	Description of Change
Features	Removed Freeze Wash function, not availabe with this product.

Powered by SAMSUNG

Visit us at www.Lennox.com
For the latest technical information, www.LennoxPros.com
Contact us at 1-800-9-LENNOX

NOTE - Due to Lennox' ongoing commitment to quality, Specifications, Ratings and Dimensions subject to change without notice and without incurring liability.
Improper installation, adjustment, alteration, service or maintenance can cause property damage or personal injury.
Installation and service must be performed by a qualified installer and servicing agency.

©2026 Lennox Industries, Inc.