MDDD DUCTED | Multi-Zone

Powered by SAMSUNG

High Static | Concealed Ducted Indoor Units | R-32 | 60 Hz

RESIDENTIAL / COMMERCIAL
PRODUCT SPECIFICATIONS (EHB)

075 to 1.5 Tons



MDDD High Static Ducted Unit (Shown with Optional Programmable Wired Controller)

Works with
Samsung SmartThings

MODEL NUMBER IDENTIFICATION

M DD D 036 M 6 - 1 P

- **Series Type** — M = Mini-Split
- **Unit Type** — DD = Concealed Ducted Unit | High Static
- **Major Design Sequence** — D = 4th Generation
- **Nominal Capacity (Multi)** — 009 = 0.75 tons; 012 = 1 tons; 015 = 1.25 tons; 018 = 1.5 tons
- **Zone Type** — M = Multi
- **Refrigerant Type** — 6 = R-32
- **Minor Design Sequence** — 1 = 1st Revision
- **Voltage** — P = 208/230V-1 phase-60Hz

Form Number 211085 | December 2025
Supersedes all previous versions

CONTENTS

Approvals And Warranty 2
Blower Data 15
Dimensions 12
- Center Of Gravity. 13
- Unit 12
Features 2
Mobile Apps 3
Model Number Identification. 1
Optional Accessories - Order Separately 11
Optional Control Accessories 10
Remote Controllers - Optional 4
Sound Data 14
Specifications 11

APPROVALS AND WARRANTY

APPROVALS

- Indoor units and components ETL and CEC bonded for grounding to meet safety standards for servicing

WARRANTY

- All covered components
  - Limited five years in all applications
- Accessories and controls - Limited one year

NOTE - Refer to Lennox Basic Limited Warranty at www.Lennox.com for additional details.

FEATURES

- Slim, compact design for limited space requirements. Installs out of sight between the drop ceiling and ceiling slab with ducted distribution to the indoor space
- Pre-Heat Function - Delays the operation of the fan until the indoor coil has reached a pre-determined temperature which prevents the discharge of cold air while the system is operating in the “heating” mode
- LED Readout Panel - Mounted in the unit control box unit. LEDs display unit operation status, and codes for maintenance and servicing
- Auto Restart - Automatically restores the previous function setting if power is interrupted
- Cooling Override - Button on the indoor unit allows a temporary 30 minute override of the system for forced “AUTO” or “COOLING” operation
- Built-In Condensate Pump - 30 inch lift
- Duct Connections - Return air connections can be made horizontally or from the bottom of the unit with interchangeable panel
- Flare Connections - Equipped with liquid and gas flare fittings for quick and secure piping
- Three Speed Fan - Fan functions at three speeds: low, medium and high
- Air Filter - Cleanable air filter is furnished as standard

AUTO CHANGEOVER OPERATION

- If the indoor unit is set to “AUTO” mode the unit will operate in cooling, heating or fan mode based on temperature setting
- Fan runs in auto mode

FEATURES

OPTIONAL ACCESSORIES

Condensate Pumps
- Quietly and efficiently removes condensate
- See Optional Accessories Table for available pumps

Condensate Drain Line
- Non-kinking
- 160 ft. length
- UV stabilized low density white polyethylene

A/C Easy Tee® Condensate Cleanout
- Condensate drain service port
- Flexible and easy to use with nitrogen, water or shop vac
- Screw cap on top allows easy access to condensate drain line

Controllers
- Wireless Remote Controller, see page 4
- Touchscreen Wired Controller, see page 6
- Programmable Wired Controller, see page 9

Thermostat Adaptor
- Allows operation with any 24V thermostat

MOBILE APPS

Lennox Home App

- The free Lennox Home App is available for use on smartphones.
- The Lennox Home App integrates with the SmartThings app to control Mini-Split system modes and fan operation

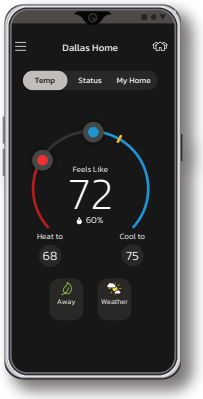

Download on the App Store

ANDROID APP ON Google play

SmartThings App

SmartThings

- SmartThings is a free app that uses Wi-Fi to connect smart devices built on the Matter protocol, regardless of the company that makes them
- Users can remotely regulate temperature, adjust settings, receive real-time updates about system performance and energy usage, as well as troubleshoot solutions if service is needed
- Quickly and easily connect, automate and manage your smart home devices through SmartThings
- SmartThings is compatible with hundreds of smart home brands
- With SmartThings, you can connect, monitor and control multiple smart home devices quicker and easier
- Connect smart TVs, smart appliances, smart speakers and brands like Samsung, Ring, Nest and Philips Hue - all from one free app
- Control your smart devices using voice assistant skills including Alexa, Bixby and Google Assistant

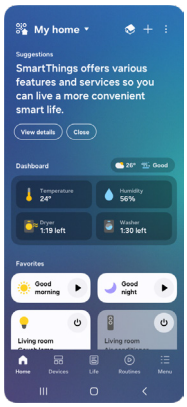

Download on the App Store

ANDROID APP ON Google play

REMOTE CONTROLLERS - OPTIONAL

WIRELESS REMOTE CONTROLLER (VSTAT01P-1)

- Complete remote control of system
- Rechargeable - Two methods:
  - USB Type-C (5V/2A) (cable not furnished)
  - Solar panel on back of controller

NOTE - Features available depend on the type of indoor unit.

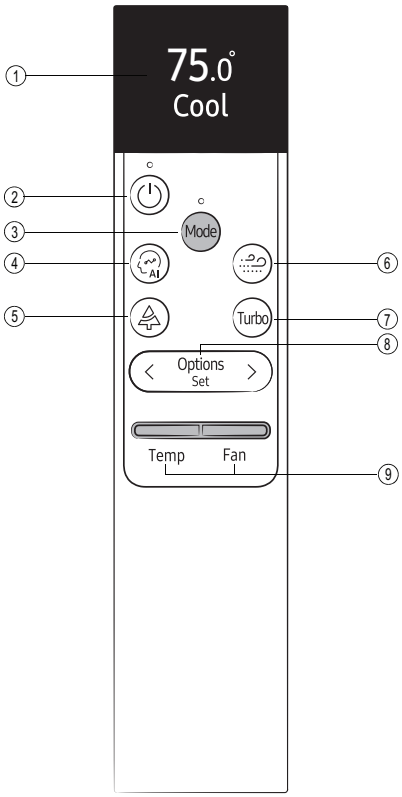

1 Display
- Shows current operation status and modes

2 ON/OFF Button
- Turns system on and off

3 Mode Button
- Select system operation modes
- Auto, Cool, Dry, Fan, and Heat

4 AI Comfort Button
- Learns homeowner's use patterns and automatically adjusts temperature level while switching between Cool, Dry, Purify or "Calm Air" modes

NOTE - Only available on indoor models that support this feature.

5 Purify Button
- Creates a clean room climate by removing harmful substances from the air
- Can be used in air conditioner or fan only mode

6 "Calm Air" Button
- Operates during Cool, Dry, or Fan mode
- Closes the louvers and allows air through the holes in the panel
- When louvers are closed thousands of micro holes in panel provide a dispersed, gentle flow of air defined as "still air"

NOTE - Only for models equipped with louvers.

During the "Calm Air" Cooling operation, air flow blades may open to control indoor air currents smoothly, depending on the installation settings. As soon as the indoor temperature and humidity changes, the air flow blades will close and "Calm Air" Cooling operation resumes.

7 Turbo Button
- Enables rapid cooling or heating to increase or decrease temperature in the area

NOTE - After 30 minutes system returns to normal operating condition.

8 Options Button
- Press to select different functions (see page 5)
- Left and right arrows scroll through function selections

9 Temp/Fan Buttons
- Adjust the temperature or fan speed

Temp Button
- Push the button up or down to adjust the temperature
  - Auto/Cool/Dry mode - 65 to 86°F (1°F degree increments)
  - Fan mode - Disabled
  - Heat mode - 61 to 86°F (1°F degree increments)

Fan Button
- Push the button up or down to adjust the fan speed
  - Auto/Dry mode - Auto only
  - Cool/Heat mode - Auto/Low/Medium/High
  - Fan mode - Low/Medium/High

Required Component

Receiver/Display Unit
- Allows Wireless Remote Controller operation with ducted unit
- Includes display indicators for Filter, Fan, Timer status
- On/Off indicator (blue) and defrost (red)
- Mounts to any wall
- Includes mounting screws and wiring harness (33 ft.)

WIRELESS REMOTE CONTROLLER MENUS AND FUNCTIONS (VSTAT01P-1)

NOTE - Press the "Options" button to Start. The display changes to match the menu function selected. Left and right arrows scroll through function selections.

NOTE - Functions available depend on the type of indoor unit.

NOTE - Initial Settings for Indoor Unit - Options Button → Model Selection (set) → Standard (set) → Temp Unit → °F or °C (set)

Functions Available When Controller is "ON"		Functions Available When Controller is "OFF"	
Main Menu	**Sub-Menu**	**Main Menu**	**Sub-Menu**
← Back	- - -	← Back	- - -
Auto Clean	- - -	Auto Clean	- - -
Timer/Good Sleep →	← Back	Timer/Good Sleep →	← Back
	Timer Off		Timer Off
	Timer On		Timer On
	Good Sleep		Good Sleep
	Cancel		Cancel
Motion Detection →	← Back	Motion Detection →	← Back
	Air Direction		Air Direction
	Power Saving		Power Saving
Quiet	- - -	Freeze Wash	- - -
Long Wind	- - -	- - -	- - -
Direction →	← Back	- - -	- - -
	Fix	- - -	- - -
	Vertical	- - -	- - -
	Horizontal	- - -	- - -
	All	- - -	- - -
Blades →	← Back	- - -	- - -
	Blade 1	- - -	- - -
	Blade 2	- - -	- - -
	Blade 3	- - -	- - -
	Blade 4	- - -	- - -
Zones →	← Back	Zones →	← Back
	Zone 1		Zone 1
	Zone 2		Zone 2
	Zone 3		Zone 3
	Zone 4		Zone 4
Settings →	← Back	Settings →	← Back
	Beep		Beep
	Lighting		Lighting
	AI Diagnostics		AI Diagnostics
	Model Selection		Model Selection
	Filter Reset		Filter Reset
	Temp Unit		Temp Unit
	Heating Range		Heating Range
	Auto Mode		Auto Mode

NOTE - "Back" function returns to the previous function.

REMOTE CONTROLLERS - OPTIONAL

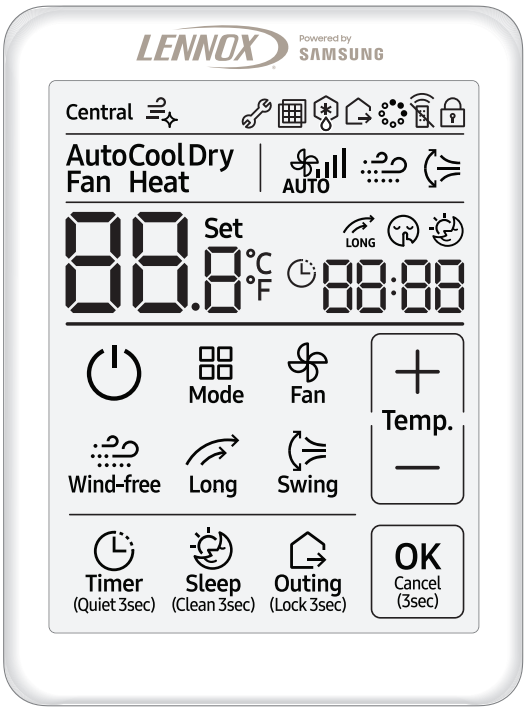

TOUCHSCREEN WIRED CONTROLLER (VSTAT02P-1)

NOTE - Features available depend on the type of indoor unit.

Features

- Backlight
- Built-in infrared receiver to allow control of indoor unit wirelessly with a wireless controller
- Indoor unit operation ON/OFF, operation mode, set temperature, louver position (cassette, ceiling, wall units), calm air, long reach, and fan speed settings
- Error display
- Filter replacement alarm display and reset
- All button lock (option)
- Partial controller button lock (ON/OFF, temperature setting, fan speed, timer function, louver swing, sleep function, quiet function, outing function, and operation mode buttons)
- Upper and lower temperature setting restriction
- Heat, cool, dry, fan, and auto mode skip options (skips specified mode on wired controller)
- Restrict wireless controller signal (optional)
- Single event timer function (ON/OFF control, 30 minutes – 24 hours timer setting options)
- System/indoor unit function and operation indication (defrost, error, restricted controller, central control, and PM filter status)
- Service mode for connected indoor unit operation monitoring, addressing, and setup
- Can be used to specify “Mode Master” while connected to a single indoor unit when used with heat pump systems to control system mode (heating or cooling)
- Outing function to keep a minimum heating (61 to 72°F) and cooling (77 to 86°F) temperature while away
  - When Outing mode is activated, the unit will operate at the specified Outing temperature. If indoor temperature is 9°F different from desired Outing temperature, the indoor unit will turn on
  - If indoor temperature is the same as desired Outing temperature, the indoor unit will turn off automatically
  - This is repeated depending on indoor temperature for 12 hours. After 12 hours, Outing mode is released/ canceled
- Supports enabling indoor unit AP mode for connecting integral indoor unit Wi-Fi adapter to SmartThings, and turning indoor unit Wi-Fi connection ON/ OFF, indoor unit Wi-Fi information reset, and Wi-Fi adapter reset

SPECIFICATIONS

Power Supply	12VDC
Power consumption	1.5W
Operating temperature range	32 to104°F
Operating humidity range	30 to 90% RH
Communication	2-wire PLC
Maximum wire length	328 ft. (100 m)
Dimensions (H x W x D)	4-3/4 x 3-5/8 x 3/4 in. (121 x 92 x 19 mm)

TOUCHSCREEN WIRED CONTROLLER FUNCTIONS (VSTAT02P-1)

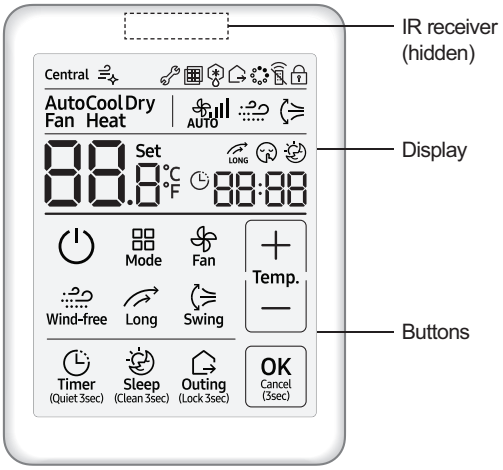

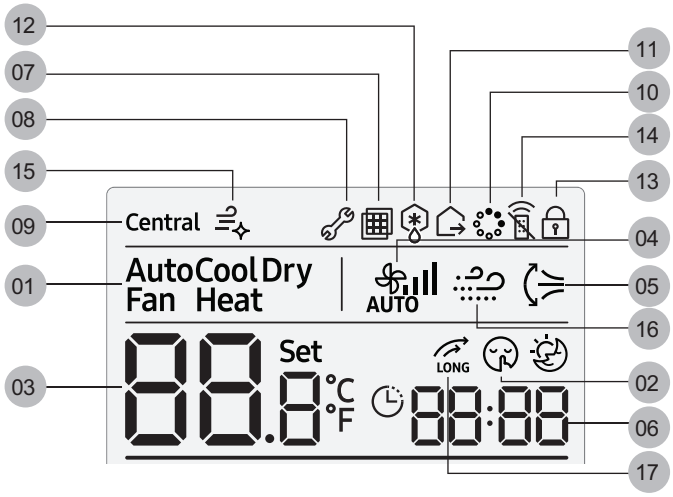

NOTE - Functions available depend on the type of indoor unit.

Number	Description
1	Displays system mode of operation
2	Displays quiet operation
3	Displays Indoor temperature/Set temperature
4	Displays indoor unit fan speed
5	Displays air swing (Up/Down)
6	Displays ON/OFF time (scheduled time)
7	Displays filter cleaning (filter cleaning period)
8	Displays error
9	Displays centralized control
10	Displays S-Plasma Ion operation
11	Displays outing (away) mode
12	Displays defrost operation
13	Displays partial locking/all locking/invalid operation
14	Displays IR receiver for wireless remote controller (Default - off)
15	Displays Clean operation
16	Displays Calm Air (Wind-Free) Cooling operation
17	Displays Long reach operation

TOUCHSCREEN WIRED CONTROLLER FUNCTIONS (VSTAT02P-1)

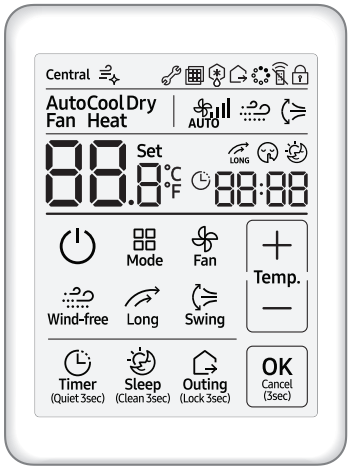

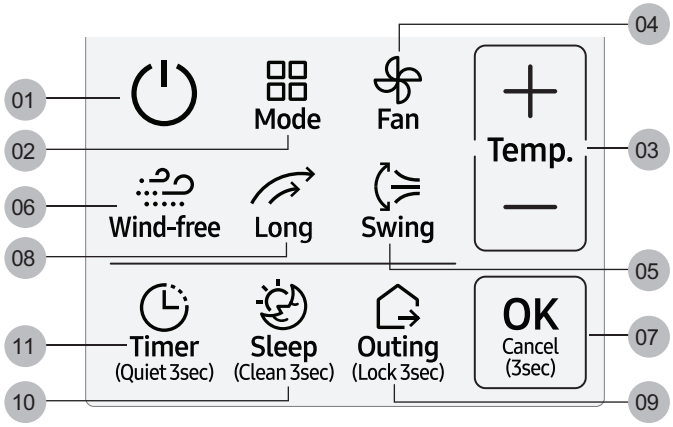

NOTE - Functions available depend on the type of indoor unit.

Number	Description	
1	Operation on/off button	Turn the system power on/off
2	Mode button	Select a desired system operation
3	Temperature setting button	Set a desired temperature and adjust the time
4	Fan speed button	Change the indoor unit fan speed
5	Air swing button	Select the air flow direction of the indoor unit
6	Calm Air (Wind-Free) button	Select Calm Air (Wind-Free) Cooling operation
7	OK/Cancel button	Confirm or cancel (by pressing and holding the button for 3 seconds)
8	Long button	Select Long reach function
9	Outing/Lock button	Select outing operation for the indoor unit/Lock the wired remote controller
10	Sleep/Clean button	Select Sleep/Clean operation for the indoor unit
11	Timer/Quiet button	Select the timer function/quiet operation for the indoor unit

REMOTE CONTROLLERS - OPTIONAL

PROGRAMMABLE WIRED CONTROLLER (VSTAT04P-1)

NOTE - Features available depend on the type of indoor unit.

Indoor Unit Control

- Air handler operation ON/OFF
- Air handler operation mode, set temperature, air flow direction, fan speed
- Discharge air temperature setting (for supported indoor unit models)
- Filter replacement alarm display and reset
- Time synchronization with supported Samsung central controllers
- Dual Set Temperature (for supported indoor unit models)
- Advanced HP auto changeover control and configuration
- Quiet and sleep modes
- Freeze Wash activation
- Error display (up to 10 error codes with descriptions)
- Supports enabling indoor unit AP mode for connecting integral indoor unit
  - Wi-Fi adapter to SmartThings, and turning indoor unit Wi-Fi connection ON/OFF, indoor unit Wi-Fi information reset, and Wi-Fi adapter reset

Energy Saving Operation

- Upper/lower temperature restriction setting
- Occupied/unoccupied settings
- Setback function
- Energy saving operation mode
- Energy consumption monitoring and daily, weekly, monthly, and yearly energy consumption trending (for supported systems)
- Maximum current control (for supported outdoor unit models)

Weekly Operating Schedule

- Weekly operating schedule
- Set desired A/C operation mode, setting temperature and fan speed to operate based on weekly schedules
- Schedule exception day option

Additional Features

- Emergency heat/auxiliary heat operation indication on display (for supported outdoor unit models)
- Color display screen
- Different button permission levels
- Supports multiple languages
- Partial button lock options (operation on/off, heat mode, cool mode, fan mode, dry mode, auto mode, set temperature, fan speed, scheduling, calm air, Long-wind, quiet mode, and sleep mode buttons can be locked individually)
- Daylight savings clock advance option
- Temperature limit setting option
- Real-time clock function
- Built-in IR receiver for indoor unit control using a wireless controller and integral room temperature sensor
- Indoor unit operation state display
- Indoor unit service mode support
- Micro SD card slot for simple firmware updating
- Independent louver control for cassette units
- Airflow direction control for 360° Cassette indoor units
- Adjustable heating temperature compensation values
- Calm Air (Wind Free) Control
- MDS (Motion Detection Sensor) Indirect/Direct Control (for supported indoor units, accessory may be required)
- Long Reach Function (for supported indoor unit models)
- Automatic air volume enable and status viewing (for supported indoor unit models)

SPECIFICATIONS

Power supply	12VDC
Power consumption	2W
Operating temperature range	32 to104°F
Operating humidity range	30 to 90% RH
Communication	2-wire PLC
Maximum wire length	328 ft. (100 m)
Dimensions (H x W x D)	4-3/4 x 4-3/4 x 3/4 in. (121 x 121 x 19 mm)

OPTIONAL CONTROL ACCESSORIES

Thermostat Adaptor

NOTE - Features available depend on the type of indoor unit.

Features

- Allows control of Lennox mini-split systems with a standard 24VAC thermostat
- One adaptor per indoor unit connected to the F3-F4 communication line
- Basic control:
  - Power: ON/OFF
  - Mode: Heat, Cool, Fan (auto, low, medium, high)
- Supports 1 or 2 stages cooling inputs, 1 or 2 stages heating inputs
- Can be configured to operate the indoor unit as primary heating source, secondary heating source, or cooling only with heat from an external source only
- External contact input to disable the unit when contact is opened

Option Settings

- Single fan input or 3 speed input for Low, Medium, and High
- Heat staging options:
  - Stage 1 and 2: Indoor unit operates in heat mode
  - Stage 1: Indoor unit operates in fan mode
    Stage 2: Indoor unit operates in heat mode
  - Stage 1: Indoor unit OFF
    Stage 2: Indoor indoor unit operates in heat mode
  - Stage 1: Indoor unit OFF. Stage 2: Indoor unit OFF (heating is only provided by external source that does not require fan operation from the Indoor unit)
- "Emergency Heat" output enable
- Stage 1 and stage 2 heating and cooling set temperature

SPECIFICATIONS

Power Supply	24VAC (field supplied transformer required)
Installation temperature range	32 to122°F
Installation humidity range	10 to 85% RH
Maximum wire length	328 ft. (100 m)
Dimensions (H x W x D)	5-1/8 x 5 x 1-1/2 in. (130 x 127 x 38 mm)

Refrigerant Detection Sensor (RDS)

- For MDDD ducted mini-split indoor units
- If a leak is detected, the indoor unit will activate leak mitigation sequence of operations
- Installs on the side of the ducted unit
- Plug-in connection to the indoor unit control board

SPECIFICATIONS

Model		MDDD009M6	MDDD012M6	MDDD015M6	MDDD018M6
Tons		0.75	1	1.25	1.5
Zone Type		Multi	Multi	Multi	Multi
Line voltage data (Volts-Phase-Hz)		208/230-1-60	208/230-1-60	208/230-1-60	208/230-1-60
Connections	Liquid (flare) - in.	1/4	1/4	1/4	1/4
	Gas (flare) - in.	3/8	3/8	1/2	1/2
	Condensate drain OD - in.	1	1	1	1
Fan	Air Volume - cfm (High/Medium/Low)	456 / 364 / 279	516 / 410 / 318	544 / 417 / 325	580 / 424 / 332
	External Static Pressure (Min./Std./Max.) - in. w.g	0.1 / 0.6 / 0.6	0.1 / 0.6 / 0.6	0.1 / 0.6 / 0.6	0.1 / 0.6 / 0.6
	Output (W)	153	153	153	153
Drain Pump (furnished)	US gallons per hour	6.34	6.34	6.34	6.34
	Lift - in.	30	30	30	30
Sound Data (dBA)	Low/Medium/High	23 / 27 / 30	25 / 28 / 31	25 / 29 / 33	32 / 36 / 40
Shipping Data	Net	57	57	57	57
	Shipping	66	66	66	66

OPTIONAL ACCESSORIES - ORDER SEPARATELY

Description		Order Number	Size 009	012	015	018
INDOOR UNIT						
Diversitech Condensate Pumps with Reservoir	Mini-Split Pump - 4 US gallons per hour, 20 ft. lift - 230V	**Y7949**	•	•	•	•
	ClearVue Mini™ - 8 US gallons per hour, 35 ft. lift - 120-240V	**Y5170**	•	•	•	•
Blue Diamond® Condensate Pumps with Reservoir	MicroBlue® - 1.3 US gallons per hour, 6 ft. lift - 110-230V	**14T74**	•	•	•	•
	MaxiBlue® - 3.7 US gallons per hour, 16.5 ft. lift - 208/230V	**14T69**	•	•	•	•
	MultiTank Kit - 0.4 US gallon	**14T75**	•	•	•	•
	Sensor Cable Extension - 16 ft.	**14T76**	•	•	•	•
Little Giant Condensate Pump Kit with Reservoir	Mini-Split Pump Kit - 2.5 US gallons per hour, 3 ft. lift - 100-240V (includes pump, reservoir, multi-size hose drain adaptor, 7 ft. detachable power cord, pump enclosure/cover, line set cover and mounting trim brackets)	**Y8794**	•	•	•	•
Condensate Drain Line	5/8 in. ID - 160 ft. - white	**Y3401**	•	•	•	•
A/C Easy Tee® Condensate Cleanout		**Y7947**	•	•	•	•
CONTROLS						
Wireless Remote Controller	VSTAT01P-1	**37Y73**	•	•	•	•
Receiver/Display Unit (required for Wireless Remote Controller)	VCTRL10P-1	**37Y76**	•	•	•	•
Touchscreen Wired Controller	VSTAT02P-1	**37P79**	•	•	•	•
Programmable Wired Controller	VSTAT04P-1	**37Y74**	•	•	•	•
Thermostat Adaptor (24V)	VSTAT09P-1	**37Y96**	•	•	•	•
Refrigerant Detection Sensor	M1HRDS01	**38C52**	•	•	•	•

MDDD009M6 | MDDD012M6 | MDDD015M6 | MDDD018M6

RETURN AIR VIEW

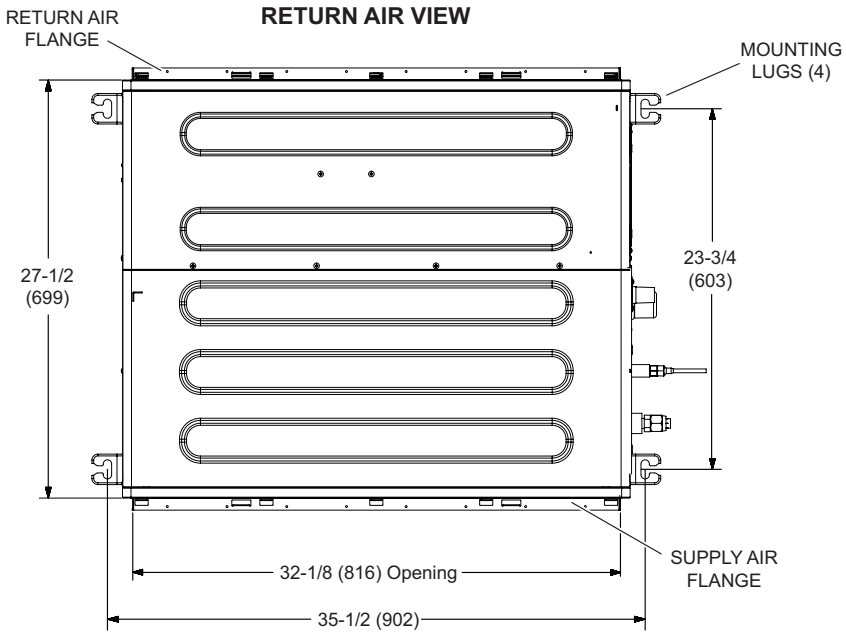

TOP VIEW

SUPPLY AIR VIEW

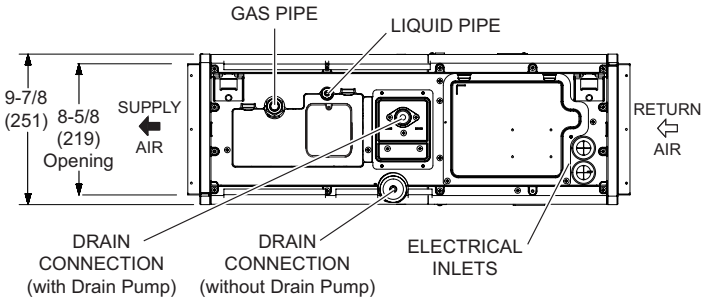

SIDE VIEW

INSTALLATION CLEARANCES

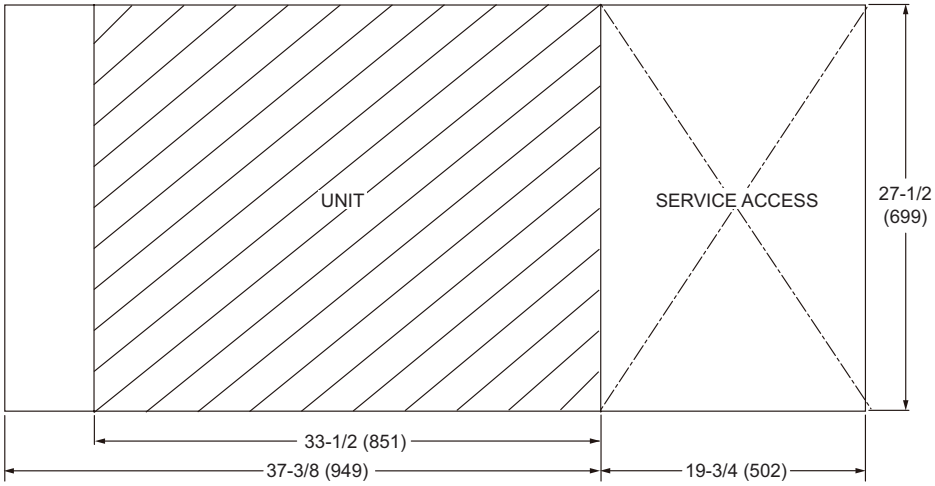

NOTE - Space between ceiling and bottom of unit - 1 inch (25 mm) minimum

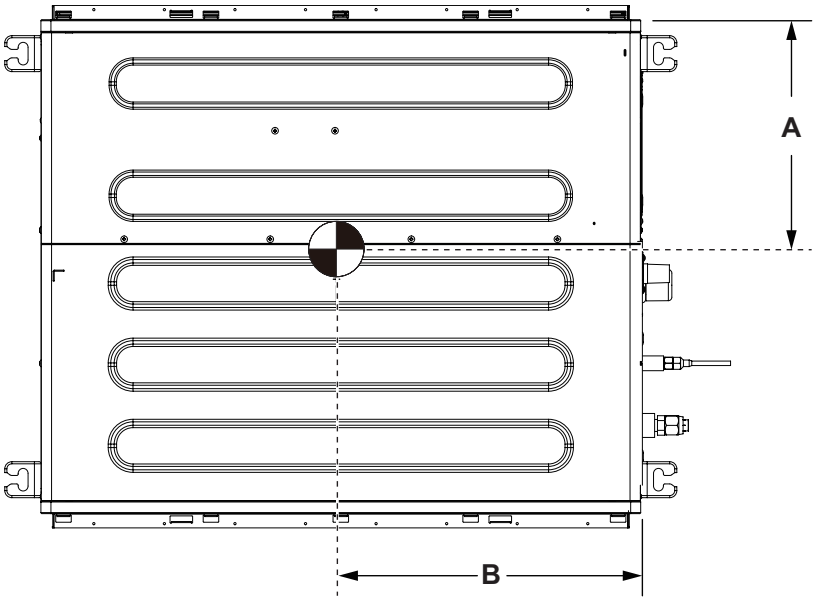

TOP VIEW

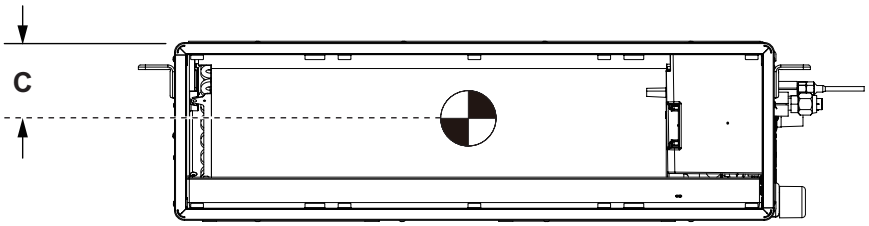

FRONT VIEW

Size	A		B		C	
	in.	mm	in.	mm	in.	mm
009 012 015 018	14	355	16	405	5	125

Sound Pressure level

High Static Concealed Ducted

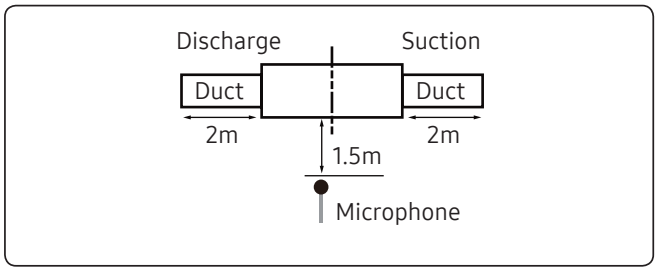

Unit: dB(A)

Model	High	Mid	Low
MDDD009M6-1P	30	27	23
MDDD012M6-1P	31	28	25
MDDD015M6-1P	33	29	25
MDDD018M6-1P	40	36	32

- NC Curve

1) MDDD009M6-1P

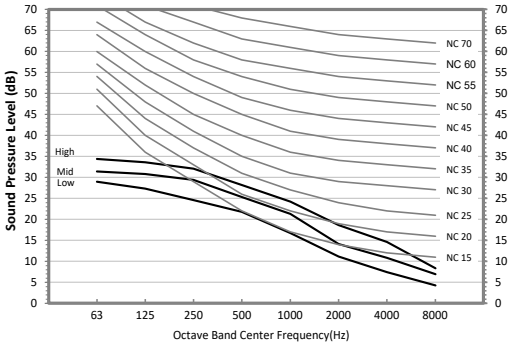

2) MDDD012M6-1P

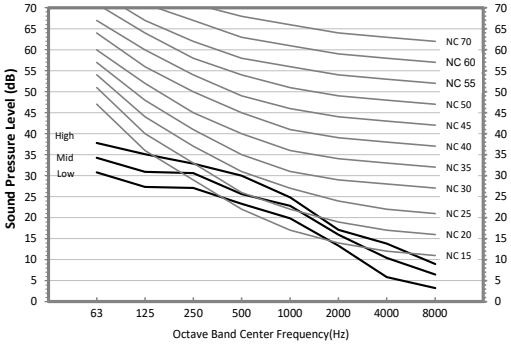

3) MDDD015M6-1P

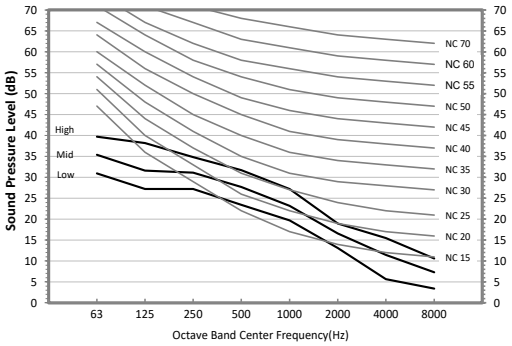

4) MDDD018M6-1P

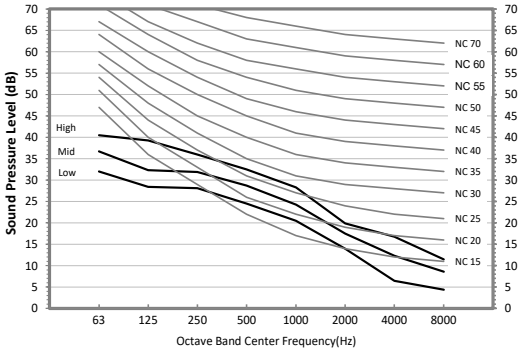

NOTE

- Specifications may be subject to change without prior notice.
  - Sound pressure level is obtained in an anechoic room.
  - Sound pressure level is a relative value, depending on the distance and acoustic environment.
  - Sound pressure level may differ depending on operation condition.
  - dBA = A weighted sound pressure level
  - Reference acoustic pressure 0 dB = 20μPa

MDDD009M6-1P

①	External Static Pressure(inWg)	Option Code
	0.1 ≤ P ≤ 0.2	01B3FC-1C50D3-271A23-370000

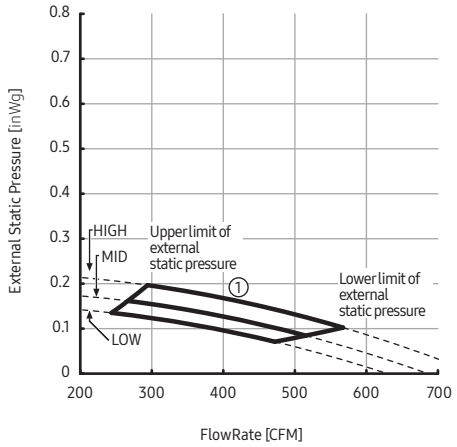

②	External Static Pressure(inWg)	Option Code
	0.2 ≤ P ≤ 0.3	01B3FC-1C5466-271A23-370000

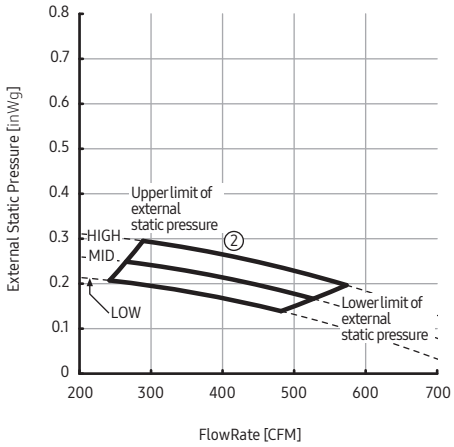

③	External Static Pressure(inWg)	Option Code
	0.3 < P ≤ 0.4	01B3FC-1C54D9-271A23-370000

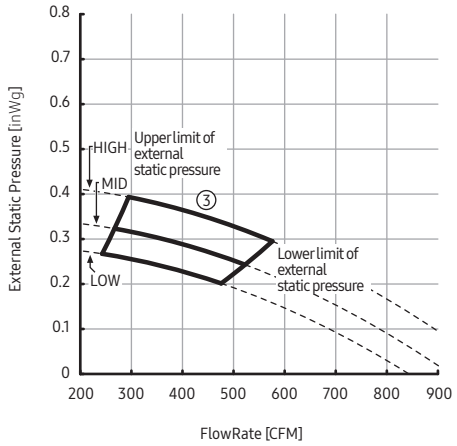

④	External Static Pressure(inWg)	Option Code
	0.4 < P ≤ 0.5	01B3FC-1C582C-271A23-370000

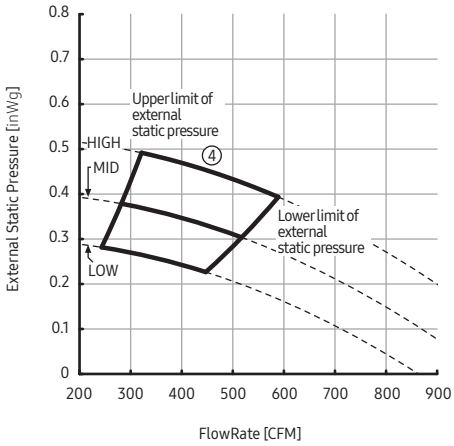

⑤	External Static Pressure(inWg)	Option Code
	0.5 < SP ≤ 0.6	001B3FC-1C5970-271A23-370000

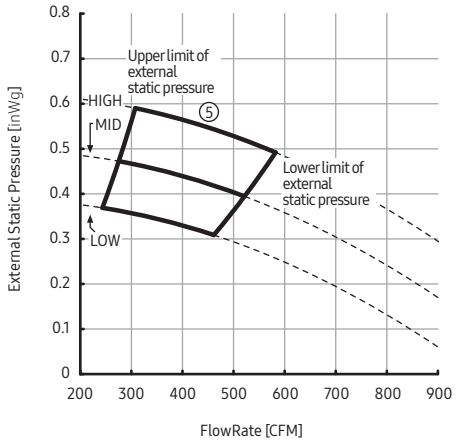

MDDD012M6-1P

①	External Static Pressure(inWg)	Option Code
	0.1 ≤ P ≤ 0.2	01B3FC-1C5404-272328-370000

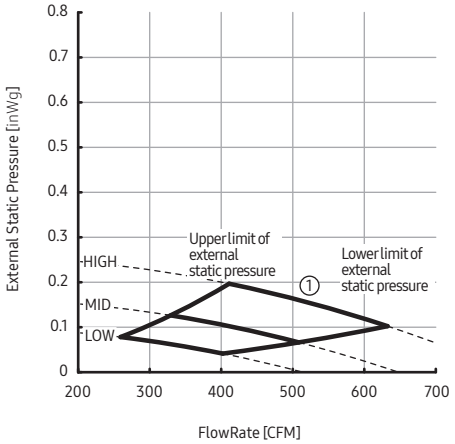

②	External Static Pressure(inWg)	Option Code
	0.2 ≤ P ≤ 0.3	01B3FC-1C5477-272328-370000

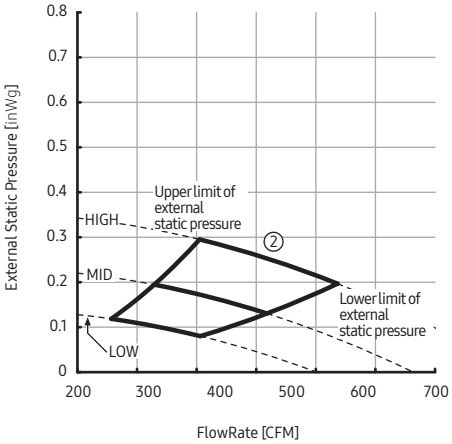

③	External Static Pressure(inWg)	Option Code
	0.3 < P ≤ 0.4	01B3FC-1C54EA-272328-370000

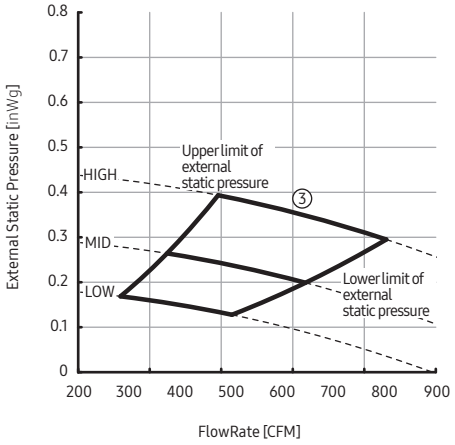

④	External Static Pressure(inWg)	Option Code
	0.4 < P ≤ 0.5	01B3FC-1C583D-272328-370000

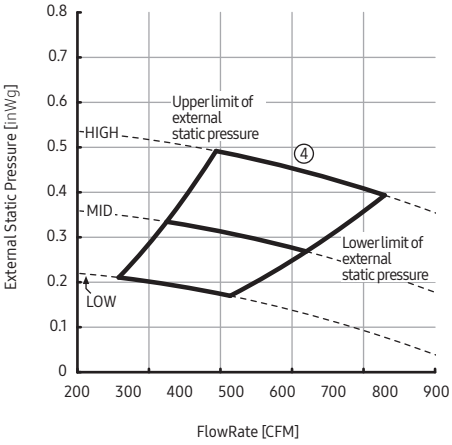

⑤	External Static Pressure(inWg)	Option Code
	0.5 < SP ≤ 0.6	01B3FC-1C5981-272328-370000

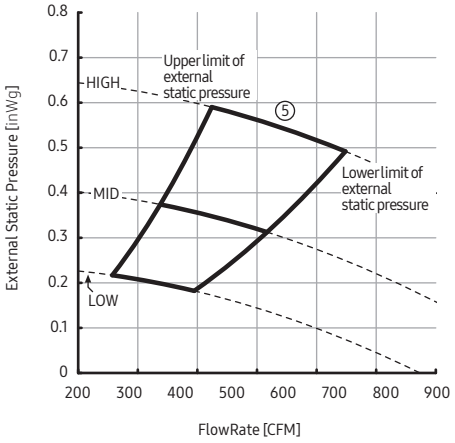

MDDD015M6-1P

①	External Static Pressure(inWg)	Option Code
	0.1 ≤ P ≤ 0.2	01B3FC-1C5435-272C34-370000

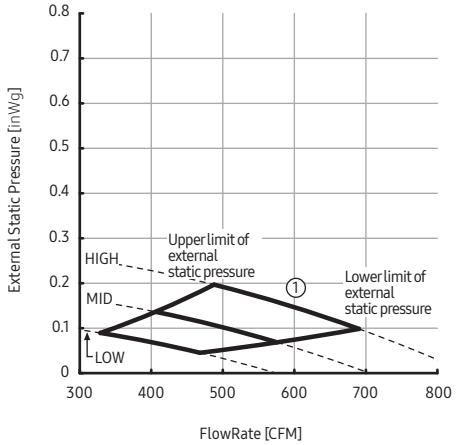

②	External Static Pressure(inWg)	Option Code
	0.2 ≤ P ≤ 0.3	01B3FC-1C5488-272C34-370000

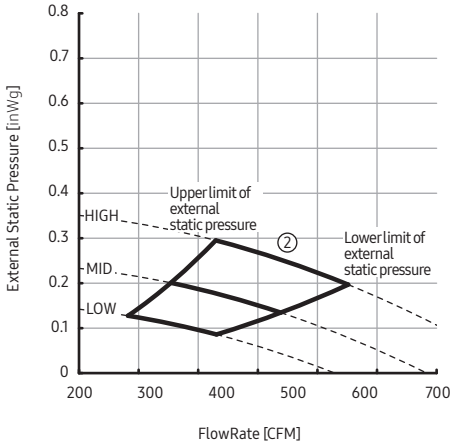

③	External Static Pressure(inWg)	Option Code
	0.3 < P ≤ 0.4	01B3FC-1C54FB-272C34-370000

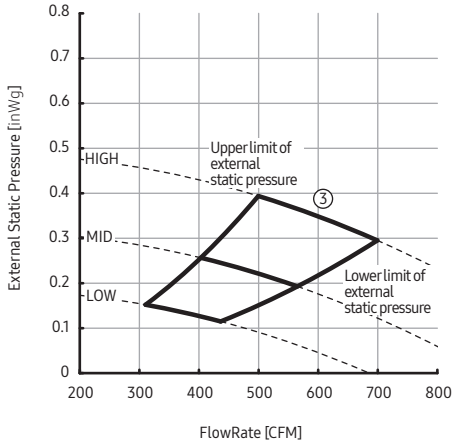

④	External Static Pressure(inWg)	Option Code
	0.4 < P ≤ 0.5	01B3FC-1C584E-272C34-370000

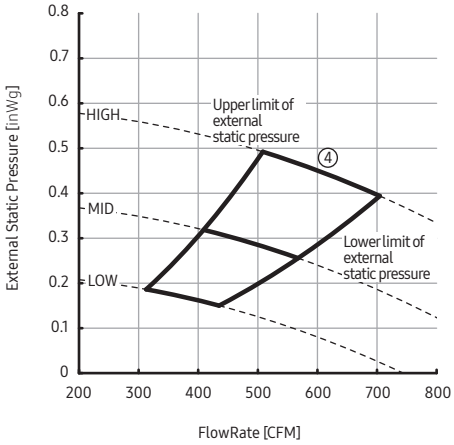

⑤	External Static Pressure(inWg)	Option Code
	0.5 < SP ≤ 0.6	01B3FC-1C5992-272C34-370000

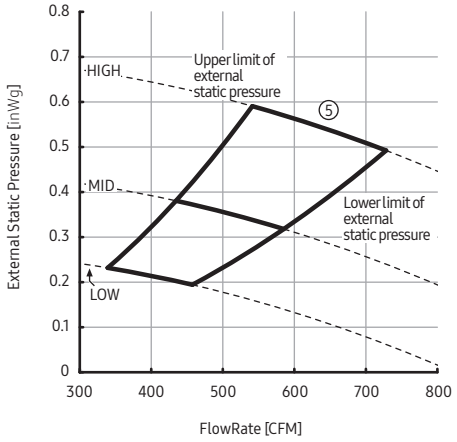

MDDD018M6-1P

①	External Static Pressure(inWg)	Option Code
	0.1 ≤ P ≤ 0.2	01B3FC-1C5456-27343C-370000

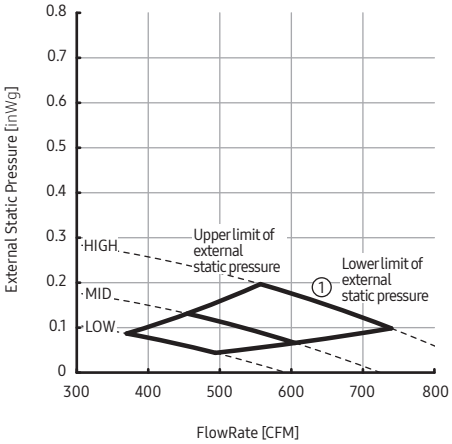

②	External Static Pressure(inWg)	Option Code
	0.2 ≤ P ≤ 0.3	01B3FC-1C5499-27343C-370000

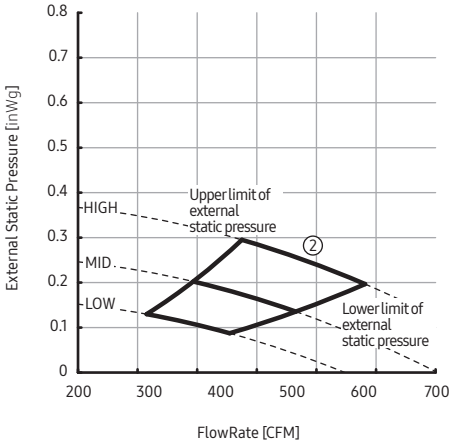

③	External Static Pressure(inWg)	Option Code
	0.3 < P ≤ 0.4	01B3FC-1C580C-27343C-370000

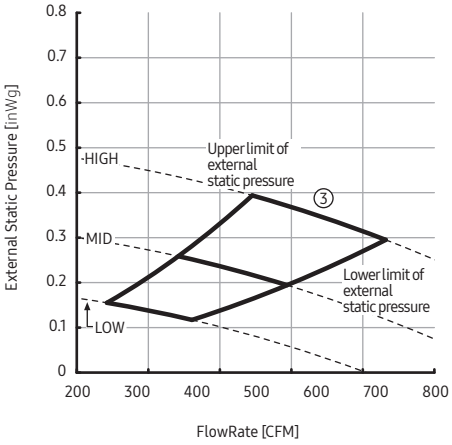

④	External Static Pressure(inWg)	Option Code
	0.4 < P ≤ 0.5	01B3FC-1C585F-27343C-370000

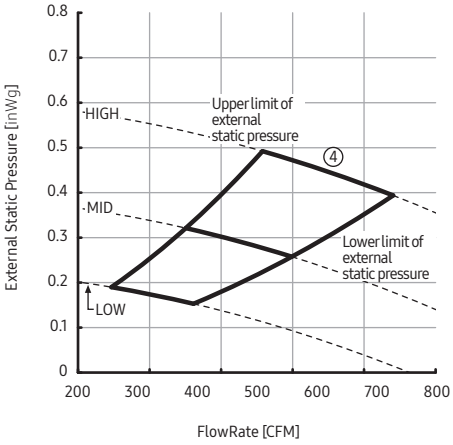

⑤	External Static Pressure(inWg)	Option Code
	0.5 < SP ≤ 0.6	01B3FC-1C59A3-27343C-370000

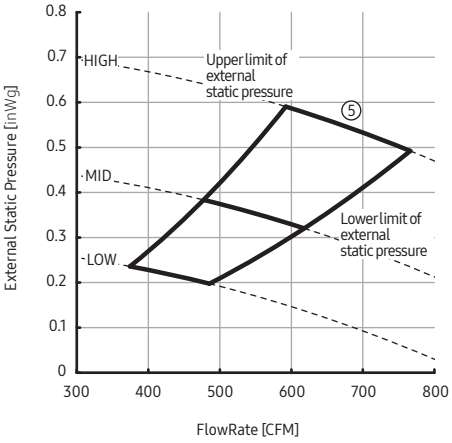

REVISIONS

Sections	Description of Change
Mobile Apps	Added Lennox® Home App.

Powered by SAMSUNG

Visit us at www.Lennox.com
For the latest technical information, www.LennoxPros.com
Contact us at 1-800-9-LENNOX

NOTE - Due to Lennox' ongoing commitment to quality, Specifications, Ratings and Dimensions subject to change without notice and without incurring liability.
Improper installation, adjustment, alteration, service or maintenance can cause property damage or personal injury.
Installation and service must be performed by a qualified installer and servicing agency.

©2025 Lennox Industries, Inc.