GE HealthCare

LOGIQ e X◊

Premium, AI-powered console-quality ultrasound in a compact system for anywhere care is delivered*

Simple. Fast. Confident. Anywhere.

A part of the versatile and long-trusted LOGIQ™ e family of systems, the LOGIQ e X delivers premium, console-quality ultrasound in a compact, laptop-sized system — anywhere care is delivered.* With controls designed for ease of use (both trackball and trackpad options available), LOGIQ e X empowers clinicians with simplicity, speed and confidence to deliver high-quality care in today's most dynamic environments.

LOGIQ e X

LOGIQ e X is a scalable, portable ultrasound system designed to meet a wide range of clinical needs and to go with you wherever care is delivered. Built for point of care across a facility, this system is designed to streamline workflows in different departments and clinical scenarios so users of all levels can confidently conduct exams. The new LOGIQ e X combines advanced imaging capabilities, AI-powered tools and workflow-enhancing features in a portable design. Plus, the compact footprint easily navigates smaller spaces.

Designed with ultrasound laptop users in mind, LOGIQ e X offers extended battery options and expanded probe compatibility. LOGIQ e X is compatible with the high-frequency L4-20t-RS button probe and the new C2-9-RS convex array probe — both featuring XDclear™ technology. An optional probe port connector enables the connection of two or three probes to a single system, allowing seamless probe switching without disconnecting, helping to enhance efficiency during multi-purpose imaging.

More capable. More versatile. More portable.

The LOGIQ e X delivers simplicity, speed and confidence in a compact laptop design. From routine assessments to complex exams, LOGIQ e X supports clinical precision without compromising usability.

Simple

With intuitive controls, ergonomic design and an easy-to-use trackpad, LOGIQ e X is easy to learn and operate across experience levels, whether you're scanning in a busy clinic, at the bedside or in a remote setting. Compact cart options, wireless probe integration and multi-probe connectivity further simplify setup and scanning, helping clinicians stay focused on care — not complexity.

New features

Vscan Air™ probe compatibility
Wireless, dual-sided probes (curved and linear or sector and linear) that integrate handheld ultrasound with the processing power of LOGIQ e X, giving users the flexibility to move around patients without worrying about cables and wires.

Cart options
Choose from two compact cart options — one with height adjustment and extended battery for enhanced flexibility, and one with a fixed-height design for streamlined simplicity — both featuring a small footprint and generous wrist support for comfortable, mobile scanning.

Two-/three-probe port connector
This accessory enables the connection of two or three ultrasound probes to a single system — allowing seamless switching between probes without disconnecting, enhancing workflow efficiency and flexibility during multi-modality imaging.

Enhanced ergonomics
LOGIQ e X features a superior design for easy and functional operation. Featuring laptop-style portability with a low-noise fan, dual battery and intuitive control layout, it's built for quiet, comfortable scanning.

Fast

With rapid boot-up and built-in productivity tools like Scan Assistant and Voice Control, clinicians can move efficiently through exams, reduce wait times and improve throughput. LOGIQ e X is designed to keep pace with busy clinical environments. For enterprise teams, Verisound™ digital tools like Verisound Fleet[1] will offer cloud-based device management — enabling remote configuration, backup and deployment across multiple locations to support operational efficiency at scale.

New features

Voice Control
Activates system functions using simple voice commands[†] — enhancing workflow, reducing keystrokes and supporting sterility and ergonomics in busy clinical settings.

Verisound Fleet[1]
Cloud-based fleet management solution that empowers clinical and healthcare technology teams to remotely view, back up and deploy device configurations across multiple locations, all without leaving their desks.

Verisound Collab[‡1]
Enables real-time tele-mentoring that lets clinicians easily collaborate throughout their network, no matter where they're located.

Scan Assistant
A customizable scanning program built from user feedback. Scan Assistant makes quick work of tedious tasks to keep you focused on providing the best care. Providing up to 22% faster[2] abdominal scans, Scan Assistant can help elevate efficiency across your workflow.[3]

Auto EF
Delivers accurate ejection fraction results with minimal effort.

Confident

LOGIQ e X delivers the clarity, control and collaboration clinicians need to make informed decisions across a wide range of applications. Its high-performance imaging engine and expanded probe compatibility, including XDclear technology, provide exceptional image quality. Advanced visualization tools, AI-powered features and workflow-enhancing capabilities enable seamless, real-time collaboration — connecting clinicians across care settings to support confident, consistent care.

New features

Nerveblox™

Confidently perform ultrasound-guided peripheral nerve blocks with Nerveblox. This AI tool automatically labels key anatomical landmarks in real-time, helping clinicians feel confident and streamlining the workflow with the goal of reducing procedure time.

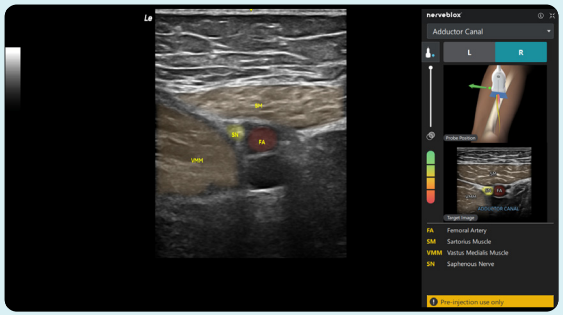

MSK Go

MSK Go supports healthcare professionals by automatically highlighting musculoskeletal anatomical structures on ultrasound images. In a prospective, multi-site U.S. study, MSK Go showed high agreement with expert reviewers, with mean Positive Percent Agreement (PPA) of 0.99 for scan-plane recognition and 0.95 PPA for anatomical structure detection.[4]

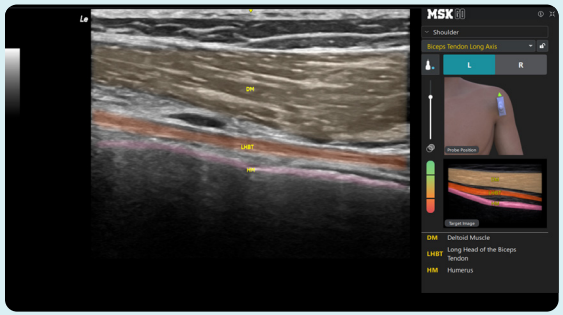

New features *(continued)*

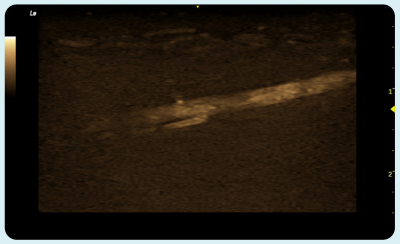

B-Flow
Delivers real-time, high-resolution blood flow visualization without the limitation of Doppler images. It provides clear, angle-independent visualization of small vessels for confident assessment of flow dynamics and vascular lesions.

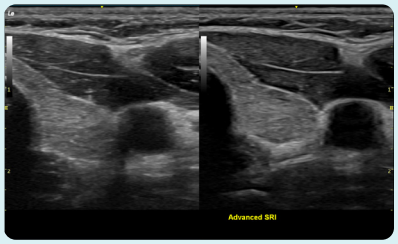

Speckle Reduction Imaging (SRI) – HD
Enhances visibility of organs and lesions with high-definition contrast resolution that suppresses speckle artifacts while preserving true tissue architecture. In a GE HealthCare-conducted comparative evaluation, 100% of reviewers rated SRI-HD on LOGIQ e superior for fluid detectability versus prior SRI-HD versions, helping clinicians achieve clearer visualization of fluid.[5]

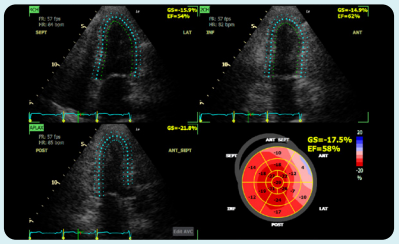

Automated Function Imaging (AFI)**
Quickly and easily assess structural heart defects at the bedside. AFI allows you to perform an objective quantitative analysis of the complete longitudinal myocardial strain of the left ventricle throughout the heart cycle.

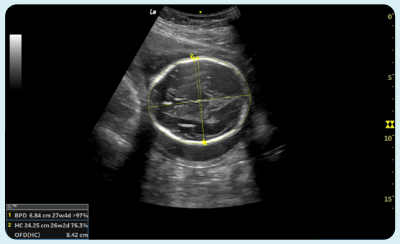

SonoBiometry
Performs semi-automatic measurements of fetal head, abdomen and femur. SonoBiometry on LOGIQ e demonstrated a 37% reduction in manual steps for key obstetric measurements (BPD and FL) helping to streamline workflows and support a more consistent assessment clinicians can feel confident in.[6]

Probe compatibility

Experience maximum clinical versatility with a wide range of probe compatibility:

C2-9-RS
Curved array probe with XDclear technology. Experts reported that LOGIQ e, when paired with the C2-9-RS convex probe, provided up to 50% superior anatomical visualization in musculoskeletal (MSK) imaging, enhancing anatomical clarity to support quick, confident interpretation.[7]

L6-12-RS
Wide-band linear array probe for high-quality imaging and ease of use.



IC9-RS
Wide-band microconvex intercavity probe offering high-quality imaging and advanced features in a compact design, ideal for a range of clinical applications.

Vscan Air CL and SL
Wireless, dual probe that integrates wireless image acquisition with the processing power of LOGIQ e X.

One system, multiple specialties

From point of care to cardiac and more, the LOGIQ e X is ideal for many care area environments — helping facilities maximize value, reduce redundancy and streamline care delivery. It empowers clinicians with console-level capabilities wherever care is delivered; bedside, clinic or beyond in anesthesiology, musculoskeletal and general care.

MSK and sports medicine

Specialized transducers and MSK-focused software help clinicians visualize pain sources, guide targeted treatments and monitor recovery.

Rheumatology

Image fusion and quantification tools bring consistency and objectivity to patient evaluations. LOGIQ e X helps clinicians track disease progression and treat toward remission with confidence and reproducibility.

Multi-purpose imaging

Designed to support a full spectrum of clinical needs — including OB/GYN, cardiac, radiology/GI and more. One system covers multiple specialties, helping facilities get more value from their investment, reduce equipment overlap and improve care delivery.

Anesthesiology*** and perioperative

Combining high-resolution imaging with advanced needle guidance and AI-powered tools, LOGIQ e X helps anesthesiologists perform precise, efficient procedures with greater confidence and less manual effort.

Vascular

LOGIQ e X provides detailed vascular visualization and needle guidance to support accurate placement during a variety of procedures.

Emergency medicine

In fast-paced, high-volume ED environments, LOGIQ e X delivers speed, clarity and portability. Rapid boot-up and intuitive controls enable clinicians to scan quickly and accurately — supporting faster triage and better patient outcomes when every second counts.

Critical care

LOGIQ e X supports rapid, confident decision-making with high-resolution imaging, fast boot-up and intuitive controls. Its compact design and extended battery life make it ideal for bedside assessments, while advanced imaging features help clinicians guide interventions and assess critically ill patients with precision and efficiency.

Maximize your investment

LOGIQ e X delivers the trusted quality of GE HealthCare service, with system updates available remotely and at times that best fit your workflow — including off-peak hours. This helps clinicians across care settings maintain consistent performance and maximize equipment uptime, all with minimal operational disruption. Remote updates occur when you choose, supporting smooth day-to-day operations and helping keep your system performing at its best.

About GE HealthCare Technologies Inc.

GE HealthCare is a trusted partner and leading global healthcare solutions provider, innovating medical technology, pharmaceutical diagnostics, and integrated, cloud-first AI-enabled solutions, services and data analytics. We aim to make hospitals and health systems more efficient, clinicians more effective, therapies more precise, and patients healthier and happier. Serving patients and providers for more than 125 years, GE HealthCare is advancing personalized, connected and compassionate care, while simplifying the patient's journey across care pathways. Together, our Imaging, Advanced Visualization Solutions, Patient Care Solutions and Pharmaceutical Diagnostics businesses help improve patient care from screening and diagnosis to therapy and monitoring. We are a $19.7 billion business with approximately 53,000 colleagues working to create a world where healthcare has no limits.

Follow us on LinkedIn, X, Facebook, Instagram, and Insights for the latest news, or visit our website gehealthcare.com/en for more information.

Learn more about LOGIQ e X →

AI-powered portable ultrasound delivering clinical precision where care is delivered.

Disclaimers:

◊ LOGIQ e X is a marketing representation of the LOGIQ e product; feature availability may vary depending on region.

* The device is intended for use in professional healthcare facilities. Use is restricted to environmental properties described in the user manual.

** Not available for all products in all regions.

*** The device is indicated for use in regional anesthesia care environments, including multiple clinical settings, including operating theatres, emergency rooms, and general wards.

† Voice Control currently supports English, Chinese, Latin American Spanish, Swedish, German, Italian, French, Russian, Greek, Brazilian Portuguese, Dutch and Japanese.

‡ Verisound Collab is the new product name for Digital Expert Connect.

References:

1. Not available for products in all regions. Not for diagnostic use.
2. Based on a GE HealthCare-commissioned independent study by a third party.
3. GE HealthCare Case Study. Scan Assistant: Improving the speed and consistency of ultrasound exams for users of all experience levels at high-volume clinics. Salud Digna clinics in Mexico and Nicaragua, Dec 2020. JB01454XX.
4. MSK Go Factsheet.
5. Based on a 2025 GE HealthCare-conducted internal reader study on SRI-HD comparison with previous version. DOC3299807.
6. Based on a 2025 GE HealthCare-conducted internal reader study on SonoBiometry comparison with manual assessment. DOC3299807.
7. Based on a 2025 GE HealthCare-conducted internal reader study on new convex probe C2-9-RS comparison study. DOC3299807.

GE HealthCare

Products mentioned in the material may be subject to government regulations and may not be available in all countries. Products mentioned in the material may not be compatible with all LOGIQ e-Series models. Shipment and effective sale can only occur after approval from the regulator. Please check with your local GE HealthCare representative for details.

© 2026 GE HealthCare. LOGIQ, Vscan Air, Verisound, and XDclear are trademarks of GE HealthCare. GE is a trademark of General Electric Company used under trademark license. Nerveblox is a trademark of Smart Alfa Teknoloji San. ve Tic. A.S.

October 2026
JB36691XX