

ZELLIGE NEO™
GLAZED CERAMIC WALL TILE

MARAZZI

WALL



ZELLIGE NEO™

Inspired by ancient Moroccan tiles, Zellige Neo blends North African tradition with industrial ceramics. The undulated surface and variation in color tones accentuates the natural imperfections and handcrafted look of Zellige. Its glossy finish and visible variation creates a blend effect in which the color vibrates strongly. Offered in an array of 10 beautiful shades, these tiles have the power to transform any space.



Cover Photo features Forgehaus™, Basalt, 12 x 24 on the floor and Zellige Neo™, Carbone, 3 x 12 on the wall.
Above Photo features Bosco, 4 x 4 on the wall.

WALL

FINISHES: GLOSSY

USAGE



MATERIAL



PRICING



SPECIAL FEATURES



WALL

NOT APPLICABLE FOR ALL PRODUCTS IN THIS SERIES. SEE CHARTS FOR FULL PRODUCT DETAILS.

WALL TILE 4 x 4



ZL11 Gesso



ZL07 Lana



ZL08 Argilla



ZL02 Salvia



ZL01 Turchese




ZL04 Cielo



ZL03 Bosco



ZL05 Petrolio




ZL06 China



ZL12 Carbone

WALL TILE 3 x 12




ZL11 Gesso



ZL07 Lana




ZL08 Argilla




ZL02 Salvia



ZL01 Turchese




ZL04 Cielo




ZL03 Bosco



ZL05 Petrolio



ZL06 China



ZL12 Carbone



STAINPROOF



DENTPROOF



FIRE-RESISTANT



SIMPLICLEAN™

VISIT MARAZZIUSA.COM/WHYTILE FOR A COMPLETE LIST OF QUALIFICATIONS AND EXCLUSIONS.

FINISHES: GLOSSY

USAGE

FLOOR WALL COUNTERTOP SHOWER FLOOR EXTERIOR FLOOR

MATERIAL

PRICING

LOW HIGH




SPECIAL FEATURES

STEPWISE™ TRUEDGE™ REVEAL SYNCID™ MADE IN THE U.S.A. LARGE FORMAT MOSAIC/DECO ENCAUSTIC TERRAZZO PAVER CUSTOMIZE

WALL

NOT APPLICABLE FOR ALL PRODUCTS IN THIS SERIES. SEE CHARTS FOR FULL PRODUCT DETAILS.


SIZES

			Thickness	Finishes	Made in U.S.A.
	4 x 4 Wall Tile	3-3/4" x 3-3/4" (9.85 cm x 9.85 cm)	5/16" (9.50 mm)	G	
	3 x 12 Wall Tile	3" x 12" (7.65 cm x 30.71 cm)	5/16" (7.75 mm)	G	



Made in the U.S.A. designation is subject to change. Please visit marazziusa.com for the most current manufacturing information.

G Glossy Finish

TRIM

Description	Number	Size	Shape
Jolly	S1/212J	1/2 x 12	

APPLICATIONS

	Target DCOF wet	Suitable
Dry & Level – Interior Floor	N/A	
Wet & Level – Interior Floor	≥ 0.42	
Shower Floors - Standard Center Drain	≥ 0.42	
Shower Floors – Linear Drain	≥ 0.42 (Mosaic)	
	≥ 0.60 (Floor)	
Exterior Floor Applications (including pool decking & other wet areas with minimal footwear)	≥ 0.60	
Ramps & Inclines	≥ 0.65	
Walls/Backsplashes	N/A	
Countertops	N/A	
Pool Linings	N/A	

A DCOF value of ≥0.42 is the standard for tiles specified for level interior spaces expected to be walked upon when wet, as stated in ANSI A137.1-A326.3. For more information about DCOF and the DCOF AcuTest™, visit marazziusa.com/DCOF.

APPLICATION NOTES:

Suitable for exterior applications (provided it is noted as suitable in the applications chart above) in non-freezing climates, when proper installation methods are followed.

* 4 x 4 tile only.

FEATURES

 PRE-CONSUMER RECYCLED MATERIALS

 ZEROTOX

All or select items within this series meet the requirements for these qualifications. For more information visit marazziusa.com.

INSTALLATION

Grout Joint Recommendation	Shade Variation
3 x 12: 1/8" (When rectangular size is installed in a staggered brick-joint pattern, overlap should not exceed 33%.) to the grout joint Recommendation	V2 Medium Variation (ZL11 & ZL12)
4 x 4: 1/8"	V3 High Variation (ZL01, ZL02, ZL03, ZL04, ZL05 & ZL06) (ZL07 & ZL08)*
	V4 Random Variation (ZL07 & ZL08)**

* 3 x 12 tile only.
** 4 x 4 tile only.

PERFORMANCE CHARACTERISTICS

	ASTM#	Wall Result
Water Absorption	C373	< 20.0%
Breaking Strength	C648	≥ 125 lbf
Scratch Hardness	C1895	≥ 4.0
Chemical Resistance	C650	Resistant

For additional information on test results, visit us at: marazziusa.com/information/TestResults.

NOTES

Since there are variations in all fired ceramic and natural products, tile and trim supplied for your particular installation may not match samples. Final confirmation should be made from actual tiles and trim prior to installation. Manufactured in accordance with ANSI A137.1 standards.

For additional information refer to "Factors to Consider" at: marazziusa.com/Factors.

LRV CHART

	LRV
	Illuminate-OBS: F02-02 (CWF)
ZL01	38.6
ZL02	35.4
ZL03	9.7
ZL04	29.9
ZL05	16.4
ZL06	8.6
ZL07	42.1
ZL08	30.1
ZL11	71.6
ZL12	5.8