

UNICHE™
COLORBODY™ PORCELAIN

MARAZZI®
DARE TO BE BOLD™

STONE LOOK



UNICHE™

Bring the beauty of raw elements indoors with our organic, stone look Uniche™. The collection is available in four modular sizes in earthy colors ranging from warm shades to cool hues, each with considerable tone and pattern variations. Stay grounded while adding dimension and character to any space with the expansive size offering and matching 3 x Random brick-joint mosaic.



COVER PHOTO: GRIGIO 24 X 24 AND 24 X 48
ABOVE PHOTO: BEIGE 24 X 48

STONE LOOK

FINISHES: MATTE

USAGE				MATERIAL		PRICING		SPECIAL FEATURES								
FLOOR	WALL	COUNTERTOP	SHOWER FLOOR	EXTERIOR FLOOR	PC	LOW	HIGH	STEPWISE	TRUEEDGE	MADE IN THE U.S.A.	LARGE FORMAT	MOSAIC/DECO	ENCAUSTIC	TERRAZZO	PAVER	CUSTOMIZE

NOT APPLICABLE FOR ALL PRODUCTS IN THIS SERIES. SEE CHARTS FOR FULL PRODUCT DETAILS.

STONE LOOK

FLOOR TILE



UN10 Bianco



UN11 Beige Chiaro




UN12 Beige



UN13 Grigio


3 x RANDOM MOSAIC




UN10 Bianco



UN11 Beige Chiaro

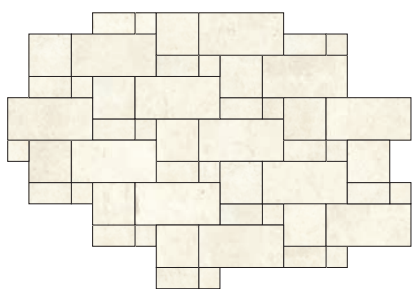




UN12 Beige



UN13 Grigio

VERSAILLES DESIGN IDEAS

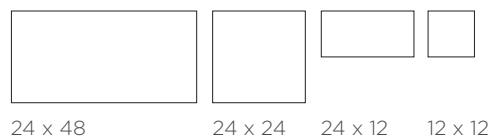


UN10 Bianco | Pattern 1



UN13 Grigio | Pattern 2

KEY



PATTERN 1 - PIECES		PATTERN 2 - PIECES	
24 x 48	51%	24 x 48	57%
24 x 24	26%	24 x 24	28%
12 x 24	15%	12 x 24	15%
12 x 12	8%		

SLIP RESISTANT	WATERPROOF	STAINPROOF	DENTPROOF	SCRATCH-RESISTANT	FIRE-RESISTANT	CLIMATEPRO™	SIMPLICLEAN™

VISIT MARAZZIUSA.COM/WHYTILE FOR A COMPLETE LIST OF QUALIFICATIONS AND EXCLUSIONS.



LEARN MORE

FINISHES: MATTE

USAGE	MATERIAL	PRICING	SPECIAL FEATURES
<p>FLOOR WALL COUNTERTOP SHOWER FLOOR EXTERIOR FLOOR</p>	<p>PC PORCELAIN</p>	<p>LOW HIGH</p>	<p>STEPWISE TRUEEDGE MADE IN THE U.S.A. LARGE FORMAT MOSAIC/DECO ENCAUSTIC TERRAZZO PAVER CUSTOMIZE</p>

NOT APPLICABLE FOR ALL PRODUCTS IN THIS SERIES. SEE CHARTS FOR FULL PRODUCT DETAILS.

STONE LOOK

SIZES

			Thickness	Sq. Ft./ Carton	Pieces/ Carton
	24 x 48 Floor Tile	23-1/2" x 47-1/8" (59.80 cm x 119.80 cm)	3/8"	15.50	2
	24 x 24 Floor Tile	23-1/2" x 23-1/2" (59.80 cm x 59.80 cm)	3/8"	11.63	3
	12 x 24 Floor Tile	11-11/16" x 23-1/2" (29.80 cm x 59.80 cm)	3/8"	11.63	6
	12 x 12 Floor Tile	11-11/16" x 11-11/16" (29.80 cm x 29.80 cm)	3/8"	11.63	12
	3 x Random Mosaic (Mesh-mounted)	11-3/16" x 23-3/8" Sheet (28.40 cm x 59.40 cm Sheet)	3/8"	7.28	4

TRIM

Description	Number	Size	Shape
Floor Bullnose	S43F9	3 x 24	

APPLICATIONS

	Target DCOF wet	Suitable
Dry & Level - Interior Floor	N/A	■
Wet & Level - Interior Floor	≥ 0.42	■
Shower Floors (Residential or Light Commercial)	≥ 0.42	■*
Exterior Floor Applications (including patios, pool decking & other wet areas with minimal footwear)	≥ 0.60	
Ramps & Inclines	≥ 0.65	
Walls/Backsplashes	N/A	■
Countertops	N/A	■
Pool Linings	N/A	■*

A DCOF value of ≥0.42 is the standard for tiles specified for level interior spaces expected to be walked upon when wet, as stated in ANSI A137.1-A326.3. For more information about DCOF and the DCOF AcuTest™, visit marazziusa.com/DCOF.

APPLICATION NOTES:

Suitable for exterior applications (provided it is noted as suitable in the applications chart above) in freezing and non-freezing climates, when proper installation methods are followed.

* Mosaic tile only

FEATURES



All or select items within this series meet the requirements for these qualifications. For more information visit marazziusa.com.

INSTALLATION

Grout Joint Recommendation	Shade Variation
<p>Floor Tile: 1/8" (3/16" when installing tile with a length 15" or greater in a staggered brick-joint pattern; overlap should not exceed 33%.)</p> <p>Mosaic: 1/8"</p>	<p>Random Variation</p>

PERFORMANCE CHARACTERISTICS

	ASTM#	Floor Result	Mosaic Result
Water Absorption	C373	< 0.5%	< 0.5%
Breaking Strength	C648	> 275 lbs	> 275 lbs
Scratch Hardness	MOHS	8.0	8.0
Chemical Resistance	C650	Resistant	Resistant

For additional information on test results, visit us at: marazziusa.com/information/TestResults.

DURABILITY

Floor Surface Wear Resistance

1	Residential Bathrooms	3	All Residential / Light Commercial
2	All Residential Areas	④	All Residential / Commercial

NOTES

Since there are variations in all fired ceramic and natural products, tile and trim supplied for your particular installation may not match samples. Final confirmation should be made from actual tiles and trim prior to installation. Manufactured in accordance with ANSI A137.1 standards.

Not for use on ramps. Water, oil, grease, improper drainage and certain footwear can create slippery conditions. Floor applications expected to be exposed to these conditions require extra caution in product selection.

For additional information refer to "Factors to Consider" at: marazziusa.com/Factors.

Random visuals enhance the natural beauty of this product. To achieve optimal results, all tile should be selected from multiple cartons and shading and graphic arrangement planned prior to installation.

Special consideration needs to be given when installing tiles greater than 15 inches. Please refer to marazziusa.com/LargeTiles for more information.

Special care should be taken when grouting with dark pigmented colors. A grout release is recommended to prevent finely powdered pigments from lodging in the pores of the surface. Use of a latex modified thin-set is recommended for installation.