

**TERRAMATER™**  
GLAZED PORCELAIN WALL

**MARAZZI**  
DARE TO BE BOLD™

WALL



# TERRAMATER™

Terramater redefines the contemporary aged industrial aesthetic with a unique color palette and a 3D structure. With 6 cool-toned hues, uneven edges, and glossy surfaces, this series pays homage to artisanal techniques with a modern twist. Produced with Italian raw materials and containing up to 60% recycled content, Terramater invites you to play with color and dimension. Create a modern, moody ambiance while enjoying the benefits of high-quality, sustainable materials.



Cover photo features Carbone, 3-1/2 x 15 Flat and Wave Crest on the wall.

Above photo features Terramater™ Vanilla, Wave Crest 3-1/2 x 15 on the wall and Craffhouse™ Rattan, 48 x 48 on the floor.

WALL

FINISHES: GLOSSY

USAGE

 FLOOR

 WALL

 COUNTERTOP

 SHOWER FLOOR

 EXTERIOR FLOOR

MATERIAL

 PG

PRICING

 LOW

 HIGH

SPECIAL FEATURES

 STEPWISE™

 TRUEEDGE™

 REVEAL SYNC3D™

 MADE IN THE U.S.A.

 LARGE FORMAT

 MOSAIC/DECO

 ENCAUSTIC

 TERRAZZO


 PAVER

 CUSTOMIZE


WALL

NOT APPLICABLE FOR ALL PRODUCTS IN THIS SERIES. SEE CHARTS FOR FULL PRODUCT DETAILS.


3-1/2 x 15 WALL TILE




TM20 Vanilla



TM21 Dune




TM22 Moss



TM23 Lichen



TM24 Laguna



TM25 Carbone

3-1/2 x 15 WAVE CREST WALL TILE



TM20 Vanilla



TM21 Dune




TM22 Moss



TM23 Lichen



TM24 Laguna



TM25 Carbone

FINISHES: GLOSSY

USAGE

FLOOR

WALL

COUNTERTOP

SHOWER FLOOR

EXTERIOR FLOOR

MATERIAL

PG

LOW

HIGH

SPECIAL FEATURES

STEPWISE™

TRUEEDGE™

REVEAL SYNC3D™

MADE IN THE U.S.A.

LARGE FORMAT

MOSAIC/DECO

ENCAUSTIC





TERRAZZO

PAVER

CUSTOMIZE



WALL

SIZES

|  |                                    |   | Thickness | Finish  |
|--|------------------------------------|---|-----------|---|
|  | 3-1/2 x 15<br>Wall Tile            | 3-9/16" x 14-3/4"<br>(9.10 cm x 37.50 cm) | 3/8"      |  |
|  | 3-1/2 x 15<br>Wave Crest Wall Tile | 3-9/16" x 14-3/4"<br>(9.10 cm x 37.50 cm) | 1/2"      |  |

 Glossy Finish

APPLICATIONS

|   | Target DCOF wet | Suitable  |
|---|-----------------|---|
| Dry & Level – Interior Floor  | N/A             |   |
| Wet & Level – Interior Floor  | ≥ 0.42          |   |
| Shower Floors – Standard Center Drain   | ≥ 0.42          |   |
| Shower Floors – Linear Drain  | ≥ 0.42 (Mosaic) |   |
|   | ≥ 0.60 (Floor)  |   |
| Exterior Floor Applications<br>(including patios, pool decking & other wet areas with minimal footwear) | ≥ 0.60          |   |
| Ramps & Inclines  | ≥ 0.65          |   |
| Walls/Backsplashes  | N/A             |    |
| Countertops   | N/A             |  * |
| Pool Linings  | N/A             |   |


A DCOF value of ≥0.42 is the standard for tiles specified for level interior spaces expected to be walked upon when wet, as stated in ANSI A137.1-A326.3. For more information about DCOF and the DCOF AcuTest™, visit [marazziusa.com/DCOF](https://marazziusa.com/DCOF).

APPLICATION NOTES:

Wall tile is suitable for exterior applications (provided it is noted as suitable in the applications chart above) in freezing and non-freezing climates, when proper installation methods are followed.

\*Flat wall tile only.

INSTALLATION

| Grout Joint Recommendation  | Shade Variation  |
|---|--|
| 1/16" (When rectangular size is installed in a staggered brick-joint pattern, overlap should not exceed 33%.) |  Medium Variation |

PERFORMANCE CHARACTERISTICS

|                     | ASTM# | Result    |
|---------------------|-------|-----------|
| Water Absorption    | C373  | < 0.5%    |
| Breaking Strength   | C648  | > 275 lbf |
| Scratch Hardness    | C1895 | 7.0       |
| Chemical Resistance | C650  | Resistant |

For additional information on test results, visit us at: [marazziusa.com/information/TestResults](https://marazziusa.com/information/TestResults).

NOTES

Since there are variations in all fired ceramic and natural products, tile and trim supplied for your particular installation may not match samples. Final confirmation should be made from actual tiles and trim prior to installation. Manufactured in accordance with ANSI A137.1 standards.

To achieve optimal results, all tile should be selected from multiple cartons and shading and graphic arrangement planned prior to installation.

For additional information refer to "Factors to Consider" at: [marazziusa.com/Factors](https://marazziusa.com/Factors).

Special care should be taken when grouting with dark pigmented colors. A grout release is recommended to prevent finely powdered pigments from lodging in the pores of the surface. Use of a latex TRIM modified thin-set is recommended for installation.

Use of a latex modified thin-set is recommended for installation. For more information, visit [marazziusa.com](https://marazziusa.com).

FEATURES



PRE-CONSUMER  
RECYCLED MATERIALS





ZEROTOX

All or select items within this series meet the requirements for these qualifications. For more information visit [marazziusa.com](https://marazziusa.com).