

CREATIVO™
COLORBODY™ PORCELAIN


MARAZZI®
DARE TO BE BOLD™

STONE LOOK



CREATIVO™

Inspired by Vintage Revival and the aesthetics of French limestone, Creativo™ embodies a rustic yet elegant atmosphere. Being suitable for both interior and exterior applications allows for countless design possibilities to bring the outdoors inside. Neutral hues make this collection versatile and fitting for a variety of design styles. Offered in four sizes, one may prefer a simple layout, or combine different size tiles for a beautiful Versailles pattern. Add a creative flair by incorporating the 12x12 decorative accents, offered in two colors and two graphics. Achieve timeless charm effortlessly with Creativo.



COVER PHOTO: IVORY
ABOVE PHOTO: LUCCA BLUE AND NATURAL

STONE LOOK

FINISHES: MATTE

USAGE



MATERIAL



PRICING



SPECIAL FEATURES



STONE LOOK

NOT APPLICABLE FOR ALL PRODUCTS IN THIS SERIES. SEE CHARTS FOR FULL PRODUCT DETAILS.

FLOOR TILE




CV40 Ivory



CV41 Natural



CV42 Greige



CV43 Carbon

DECORATIVE TILE



CV44 Lucca Blue



CV45 Lucca Greige




CV46 Siena Blue




CV47 Siena Greige


VERSAILLES DESIGN IDEAS




CV41 Natural | Pattern 1



CV42 Greige | Pattern 2

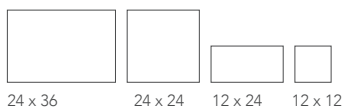


CV40 Ivory | Pattern 3



CV43 Carbon | Pattern 4

KEY



PATTERN 1 - SQUARE FEET

33.33% of 24 x 36
44.44% of 24 x 24
11.11% of 12 x 24
11.11% of 12 x 12

PATTERN 2 - SQUARE FEET

33.33% of 24 x 36
22.22% of 24 x 24
33.33% of 12 x 24
11.11% of 12 x 12

PATTERN 3 - SQUARE FEET

33.33% of 24 x 36
44.44% of 24 x 24
11.11% of 12 x 24
11.11% of 12 x 12

PATTERN 4 - SQUARE FEET

33.33% of 24 x 36
44.44% of 24 x 24
11.11% of 12 x 24
11.11% of 12 x 12



VISIT MARAZZIUSA.COM/WHYTILE FOR A COMPLETE LIST OF QUALIFICATIONS AND EXCLUSIONS.

FINISHES: MATTE

USAGE	MATERIAL	PRICING	SPECIAL FEATURES

NOT APPLICABLE FOR ALL PRODUCTS IN THIS SERIES. SEE CHARTS FOR FULL PRODUCT DETAILS.

STONE LOOK

SIZES

			Thickness	Sq. Ft./ Carton	Pieces/ Carton
	12 x 12 Floor Tile	11-3/4" x 11-3/4" (29.80 cm x 29.80 cm)	3/8"	5.81	6
	12 x 12 Deco Tile	11-3/4" x 11-3/4" (29.80 cm x 29.80 cm)	3/8"	5.81	6
	12 x 24 Floor Tile	11-3/4" x 23-9/16" (29.80 cm x 59.80 cm)	3/8"	11.63	6
	24 x 24 Floor Tile	23-9/16" x 23-9/16" (59.80 cm x 59.80 cm)	3/8"	11.63	3
	24 x 36 Floor Tile	23-9/16" x 35-3/8" (59.80 cm x 89.80 cm)	3/8"	11.63	2

TRIM

Description	Number	Size	Shape
Floor Bullnose	P43F9	3 x 24	

APPLICATIONS

	Target DCOF wet	Suitable
Dry & Level – Interior Floor	N/A	■
Wet & Level – Interior Floor	≥ 0.42	■
Shower Floors (Residential or Light Commercial)	≥ 0.42	■*
Exterior Floor Applications (including patios, pool decking & other wet areas with minimal footwear)	≥ 0.60	■
Ramps & Inclines	≥ 0.65	
Walls/Backsplashes	N/A	■
Countertops	N/A	■
Pool Linings	N/A	

A DCOF value of ≥0.42 is the standard for tiles specified for level interior spaces expected to be walked upon when wet, as stated in ANSI A137.1-A326.3. For more information about DCOF and the DCOF AcuTest™, visit marazziusa.com/DCOF.

APPLICATION NOTES:

Suitable for exterior applications (provided it is noted as suitable in the applications chart above) in freezing and non-freezing climates, when proper installation methods are followed.

* Applicable with a linear drain only.

INSTALLATION

Grout Joint Recommendation	Shade Variation
Floor Tile: 1/8" (3/16" when multiple sizes are installed in a modular pattern, and/or when installing tile with a length 15" or greater in a staggered brick-joint pattern; overlap should not exceed 33%.)	Random Variation

PERFORMANCE CHARACTERISTICS

	ASTM#	Floor Result
Water Absorption	C373	< 0.5%
Breaking Strength	C648	> 275 lbs
Scratch Hardness	MOHS	8.0
Chemical Resistance	C650	Resistant

For additional information on test results, visit us at: marazziusa.com/information/TestResults.

DURABILITY

Floor Surface Wear Resistance

1	Residential Bathrooms	3	All Residential / Light Commercial
2	All Residential Areas	④	All Residential / Commercial

NOTES

Since there are variations in all fired ceramic and natural products, tile and trim supplied for your particular installation may not match samples. Final confirmation should be made from actual tiles and trim prior to installation. Manufactured in accordance with ANSI A137.1 standards.

Not for use on ramps. Water, oil, grease, improper drainage and certain footwear can create slippery conditions. Floor applications expected to be exposed to these conditions require extra caution in product selection.

For additional information refer to "Factors to Consider" at: marazziusa.com/Factors.

Random visuals enhance the natural beauty of this product. To achieve optimal results, all tile should be selected from multiple cartons and shading and graphic arrangement planned prior to installation.

Special consideration needs to be given when installing tiles greater than 15 inches. Please refer to marazziusa.com/LargeTiles for more information.

Special care should be taken when grouting with dark pigmented colors. A grout release is recommended to prevent finely powdered pigments from lodging in the pores of the surface. Use of a latex modified thin-set is recommended for installation.

FEATURES

PRE-CONSUMER RECYCLED MATERIALS	REVEAL IMAGING®
---------------------------------	-----------------

		All or select items within this series meet the requirements for these qualifications. For more information visit marazziusa.com .
--	--	--