

CRAFTHOUSE™

COLORBODY™ PORCELAIN FLOOR AND GLAZED PORCELAIN WALL

MARAZZI®

DARE TO BE BOLD™

CONCRETE LOOK



CRAFTHOUSE™

Crafthouse brings the timeless beauty of a concrete look into your space. This series offers a paradise of neutral tones, designed to elevate both commercial and residential environments with its sophisticated charm. A 3D Fluted structure adds depth and visual interest to your walls, while the large format options allow for expansive, uninterrupted installations. Crafthouse allows you to create a cohesive look from floor to ceiling.



Cover photo features Suede, 48 x 48 on the floor and 8 x 8 Fluted on the wall.
Above photo features Pomice, 24 x 48 on the floor and 8 x 8 Fluted on the fireplace.

CONCRETE LOOK

FINISHES: MATTE



CONCRETE LOOK

NOT APPLICABLE FOR ALL PRODUCTS IN THIS SERIES. SEE CHARTS FOR FULL PRODUCT DETAILS.

FLOOR TILE



CH40 Pomice



CH41 Rattan



CH42 Suede



CH43 Jute



CH44 Argilla

8 x 8 WALL TILE



CH40 Pomice



CH41 Rattan



CH42 Suede



CH43 Jute



CH44 Argilla

8 x 8 FLUTED WALL TILE



CH40 Pomice



CH41 Rattan



CH42 Suede



CH43 Jute



CH44 Argilla



VISIT [MARAZZIUSA.COM/WHYTILE](https://www.marazziusa.com/whytile) FOR A COMPLETE LIST OF QUALIFICATIONS AND EXCLUSIONS.

FINISHES: MATTE

USAGE

FLOOR

WALL

COUNTERTOP

SHOWER FLOOR

EXTERIOR FLOOR

MATERIAL

PC

PG

PRICING

LOW

HIGH

SPECIAL FEATURES

STEPWISE™

TRUEEDGE™

REVEAL SYNC3D™

MADE IN THE U.S.A.

LARGE FORMAT

MOSAIC/DECO

ENCAUSTIC





TERRAZZO

PAVER

CUSTOMIZE

CONCRETE LOOK

SIZES

			Thickness	Finish
	48 x 48 Floor Tile	47-1/8" x 47-1/8" (119.80 cm x 119.80 cm)	5/16"	M
	24 x 48 Floor Tile	23-1/2" X 47-1/8" (59.80 cm x 119.8 cm)	5/16"	M
	8 x 8 Wall Tile	7-13/16" x 7-13/16" (20.00 cm x 20.00 cm)	3/8"	M
	8 x 8 Fluted Wall Tile	7-13/16" x 7-13/16" (20.00 cm x 20.00 cm)	7/16"	M

M Matte Finish

APPLICATIONS

	Target DCOF wet	Suitable
Dry & Level – Interior Floor	N/A	■*
Wet & Level – Interior Floor	≥ 0.42	■*
Shower Floors – Standard Center Drain	≥ 0.42	
Shower Floors – Linear Drain	≥ 0.42 (Mosaic)
	≥ 0.60 (Floor)	
Exterior Floor Applications (including patios, pool decking & other wet areas with minimal footwear)	≥ 0.60	
Ramps & Inclines	≥ 0.65	
Walls/Backsplashes	N/A	■
Countertops	N/A	■**
Pool Linings	N/A	

A DCOF value of ≥0.42 is the standard for tiles specified for level interior spaces expected to be walked upon when wet, as stated in ANSI A137.1-A326.3. For more information about DCOF and the DCOF AcuTest™, visit marazziusa.com/DCOF.

APPLICATION NOTES:

Suitable for exterior applications (provided it is noted as suitable in the applications chart above) in freezing and non-freezing climates, when proper installation methods are followed.

* Floor tile only

**Floor and 8 x 8 wall tile only

INSTALLATION

Grout Joint Recommendation	Shade Variation
Floor Tile: 1/8" (3/16" when installing tile with a length 15" or greater in a staggered brick-joint pattern, overlap should not exceed 33%). Wall Tile: 1/16"	<div>V2</div> Medium Variation (Floor tile only.)
	<div>V3</div> High Variation (Wall tile only.)

PERFORMANCE CHARACTERISTICS

	ASTM#	Result
Water Absorption	C373	< 0.5%
Breaking Strength	C648	> 275 lbf
Scratch Hardness	C1895	8.0
Chemical Resistance	C650	Resistant

For additional information on test results, visit us at: marazziusa.com/information/TestResults.

DURABILITY

Floor Surface Wear Resistance

1	Residential Bathrooms	3	All Residential / Light Commercial
2	All Residential Areas	④	All Residential / Commercial

NOTES

Since there are variations in all fired ceramic and natural products, tile and trim supplied for your particular installation may not match samples. Final confirmation should be made from actual tiles and trim prior to installation. Manufactured in accordance with ANSI A137.1 standards.

To achieve optimal results, all tile should be selected from multiple cartons and shading and graphic arrangement planned prior to installation.

Not use for ramps. Water, oil, grease, improper drainage and certain footwear can create slippery conditions. Floor applications expected to be exposed to these conditions require extra caution in product selection.

For additional information refer to "Factors to Consider" at: marazziusa.com/Factors.

Special consideration needs to be given when installing tiles greater than 15 inches. Please refer to marazziusa.com/LargeTiles for more information.

Special care should be taken when grouting with dark pigmented colors. A grout release is recommended to prevent finely powdered pigments from lodging in the pores of the surface.

Use of a latex modified thin-set is recommended for installation.

FEATURES

 PRE-CONSUMER RECYCLED MATERIALS

 REVEAL IMAGING®

All or select items within this series meet the requirements for these qualifications. For more information visit marazziusa.com.

CERTIFIED
PORCELAIN
TILE
WITH A LOW WATER ABSORPTION

 ZERO TO X