

ARTEZEN™  
GLAZED CERAMIC MOSAIC

MARAZZI®  
DARE TO BE BOLD™

MOSAIC





# ARTEZEN™

Inspired by the artistry of hand-made ceramics, Artezen captures the character of traditional craftsmanship. Each tile features a softly undulated surface with a luminous translucent glaze, creating a gentle play of light and movement across the wall. The result is a surface that is rich with depth, texture, and artisanal appeal. Artezen delivers handcrafted beauty with a modern sensibility for any bathroom, kitchen or feature wall.



Cover photo features Metallic Vibe, hexagon mosaic on the wall.  
Above photo features Artezen™ Elegant White, brick-joint mosaic on the wall and Moroccan Concrete™ Terra Cotta, 8" hexagon on the floor.

MOSAIC




FINISHES: GLOSSY




MOSAIC

NOT APPLICABLE FOR ALL PRODUCTS IN THIS SERIES. SEE CHARTS FOR FULL PRODUCT DETAILS.


## 2 x 5 PICKET MOSAIC TILE




AT20 Elegant White




AT21 Nordic Sand




AT22 Ideal Gray



AT23 Classic Blue




AT24 Dark Blue




AT25 Metallic Vibe


## 2 x 4 HERRINGBONE MOSAIC TILE




AT20 Elegant White



AT21 Nordic Sand



AT22 Ideal Gray



AT23 Classic Blue



AT24 Dark Blue




AT25 Metallic Vibe

## 2 X 4 BRICK-JOINT MOSAIC TILE




AT20 Elegant White



AT21 Nordic Sand



AT22 Ideal Gray



AT23 Classic Blue



AT24 Dark Blue



AT25 Metallic Vibe


## 1-1/2 x 1-1/2 HEXAGON MOSAIC TILE




AT20 Elegant White



AT21 Nordic Sand



AT22 Ideal Gray



AT23 Classic Blue



AT24 Dark Blue



AT25 Metallic Vibe



WATERPROOF



STAINPROOF



DENTPROOF



SCRATCH-RESISTANT



FIRE-RESISTANT



SIMPLECLEAN™

VISIT [MARAZZIUSA.COM/WHYTILE](http://MARAZZIUSA.COM/WHYTILE) FOR A COMPLETE LIST OF QUALIFICATIONS AND EXCLUSIONS.

FINISHES: GLOSSY

USAGE

FLOOR

WALL

COUNTERTOP

SHOWER FLOOR

EXTERIOR FLOOR

MATERIAL

C<sup>G</sup>

PRICING

LOW

HIGH

SPECIAL FEATURES

STEPWISE\*

TRUEDGE\*

MADE IN THE U.S.A.

LARGE FORMAT

MOSAIC/DECO

ENCAUSTIC

TERRAZZO

PAVER

CUSTOMIZE

MOSAIC

NOT APPLICABLE FOR ALL PRODUCTS IN THIS SERIES. SEE CHARTS FOR FULL PRODUCT DETAILS.

SIZES

|  |   |   | Thickness | Finish   |
|--|---|---|-----------|----------|
|  | 2 x 5 Picket Mosaic Tile (Dot-mounted)          | 12-1/4" x 11-1/8" Sheet (31.11 cm x 28.25 cm Sheet) | 1/4"      | <b>G</b> |
|  | 2 x 4 Herringbone Mosaic Tile (Dot-mounted)     | 14" x 12" Sheet (35.56 cm x 30.48 cm Sheet)         | 1/4"      | <b>G</b> |
|  | 2 x 4 Brick-Joint Mosaic Tile (Dot-mounted)     | 12" x 12" Sheet (30.48 cm x 30.48 cm Sheet)         | 1/4"      | <b>G</b> |
|  | 1-1/2 x 1-1/2 Hexagon Mosaic Tile (Dot-mounted) | 11-3/8" x 10-1/4" Sheet (28.89 cm x 26.04 cm Sheet) | 1/4"      | <b>G</b> |

**G** Glossy Finish

TRIM

| Description | Number  | Size     | Shape   |
|-------------|---------|----------|---|
| Jolly       | S1/212J | 1/2 x 12 |  |

APPLICATIONS

|  | Target DCOF wet | Suitable  |
|--|-----------------|---|
| Dry & Level – Interior Floor   | N/A             |   |
| Wet & Level – Interior Floor   | ≥ 0.42          |   |
| Shower Floors – Standard Center Drain  | ≥ 0.42          |   |
| Shower Floors – Linear Drain   | ≥ 0.42 (Mosaic) |   |
|  | ≥ 0.60 (Floor)  |   |
| Exterior Floor Applications (including patios, pool decking & other wet areas with minimal footwear) | ≥ 0.60          |   |
| Ramps & Inclines   | ≥ 0.65          |   |
| Walls/Backsplashes   | N/A             |  |
| Countertops  | N/A             |   |
| Pool Linings   | N/A             |  |

A DCOF value of ≥0.42 is the standard for tiles specified for level interior spaces expected to be walked upon when wet, as stated in ANSI A137.1-A326.3. For more information about DCOF and the DCOF AcuTest™, visit [marazziusa.com/DCOF](https://marazziusa.com/DCOF).

APPLICATION NOTES:

Suitable for exterior applications (provided it is noted as suitable in the applications chart above) in non-freezing climates, when proper installation methods are followed.

INSTALLATION

| Grout Joint Recommendation | Shade Variation   |
|----------------------------|---|
| 1/8"                       | <b>V2</b> Medium Variation (AT20, AT21, AT22, AT23, AT24) |
|                            | <b>V3</b> High Variation (AT25)                           |

PERFORMANCE CHARACTERISTICS

|                     | ASTM# | Mosaic Result |
|---------------------|-------|---------------|
| Water Absorption    | C373  | < 3.0%        |
| Breaking Strength   | C648  | 250 lbs       |
| Scratch Hardness    | C1895 | 4.0 - 6.0     |
| Chemical Resistance | C650  | Resistant     |

For additional information on test results, visit us at: [marazziusa.com/information/TestResults](https://marazziusa.com/information/TestResults).

NOTES

Since there are variations in all fired ceramic and natural products, tile and trim supplied for your particular installation may not match samples. Final confirmation should be made from actual tiles and trim prior to installation. Manufactured in accordance with ANSI A137.1 standards.

For additional information refer to "Factors to Consider" at: [marazziusa.com/Factors](https://marazziusa.com/Factors).

FEATURES

PRE-CONSUMER RECYCLED MATERIALS

POST-CONSUMER RECYCLED MATERIALS

REVEAL IMAGING®

ZEROTOX

All or select items within this series meet the requirements for these qualifications. For more information visit [marazziusa.com](https://marazziusa.com).

© 2025 Marazzi (07/25)