

FINISHES: MATTE

USAGE



MATERIAL



PRICING



SPECIAL FEATURES



STONE LOOK


FLOOR TILE




UL22 Babylon



UL24 Crystal River



UL25 Troy



UL23 Chaco Canyon



VISIT MARAZZITILE.COM/WHYTILE FOR A COMPLETE LIST OF QUALIFICATIONS AND EXCLUSIONS.

FINISHES: MATTE

USAGE



MATERIAL



PRICING



SPECIAL FEATURES



STONE LOOK

SIZES

			Thickness	Sq. Ft./ Carton	Pieces/ Carton
	12 x 24 Floor Tile	11-7/8" x 23-5/8" 30.23 cm x 60.12 cm	5/16"	17.60	9

TRIM

Description	Number	Size	Shape
Bullnose	P43F9	3 x 24	

APPLICATIONS

	Target DCOF wet	Suitable
Dry & Level – Interior Floor	N/A	■
Wet & Level – Interior Floor	≥ 0.42	■
Shower Floors (Residential or Light Commercial)	≥ 0.42	
Exterior Floor Applications (including pool decking & other wet areas with minimal footwear)	≥ 0.60	
Ramps & Inclines	≥ 0.65	
Walls/Backsplashes	N/A	■
Countertops	N/A	■
Pool Linings	N/A	

A DCOF value of ≥0.42 is the standard for tiles specified for level interior spaces expected to be walked upon when wet, as stated in ANSI A137.1-A326.3. For more information about DCOF and the DCOF AcuTest™, visit marazziusa.com/DCOF.

APPLICATION NOTES:

Suitable for exterior applications (provided it is noted as suitable in the applications chart above) in freezing and non-freezing climates, when proper installation methods are followed.

INSTALLATION

Grout Joint Recommendation	Shade Variation
3/16" (Overlap should not exceed 33% when installing tile with a length 15" or greater in a staggered brick-joint pattern.)	Random Variation

PERFORMANCE CHARACTERISTICS

	ASTM#	Result
Water Absorption	C373	< 0.5%
Breaking Strength	C648	> 275 lbs
Scratch Hardness	MOHS	7.0
Chemical Resistance	C650	Resistant

For additional information on test results, visit us at: marazziusa.com/information/TestResults.

DURABILITY

Floor Surface Wear Resistance

1	Residential Bathrooms	3	All Residential / Light Commercial
2	All Residential Areas	④	All Residential / Commercial

NOTES

Since there are variations in all fired ceramic and natural products, tile and trim supplied for your particular installation may not match samples. Final confirmation should be made from actual tiles and trim prior to installation. Manufactured in accordance with ANSI A137.1 standards.

Not for use on ramps. Water, oil, grease, improper drainage and certain footwear can create slippery conditions. Floor applications expected to be exposed to these conditions require extra caution in product selection.


For additional information refer to "Factors to Consider" at: marazziusa.com/Factors

Random visuals enhance the natural beauty of this product. To achieve optimal results, all tile should be selected from multiple cartons and shading and graphic arrangement planned prior to installation.

Special consideration needs to be given when installing tiles greater than 15 inches. Please refer to marazziusa.com/LargeTiles for more information.

Use of a latex modified thin-set is recommended for installation. For more information, visit marazziusa.com.

FEATURES



All or select items within this series meet the requirements for these qualifications. For more information visit marazziusa.com.