

AMERICAN ESTATES™  
COLORBODY™ PORCELAIN

MARAZZI®  
DARE TO BE BOLD™

WOOD LOOK





# AMERICAN ESTATES™

American Estates withstands the wear and tear of everyday use, without sacrificing style. This luxurious hand-scraped wood-look provides the traditional aesthetic of wood floors with the durability of porcelain tile. With large format options, American Estates is ideal for both open-concept spaces and intimate interiors, bringing warmth and character to any room. Elevate your space with American Estates.



COVER PHOTO: SPICE  
ABOVE PHOTO: SADDLE

WOOD LOOK



FINISHES: MATTE

USAGE

FLOOR

WALL

COUNTERTOP

SHOWER FLOOR

EXTERIOR FLOOR

MATERIAL

pc

PRICING

LOW

HIGH

SPECIAL FEATURES

STEPWISE™

TRUEEDGE™

REVEALS SYNC ID™

MADE IN THE U.S.A.

LARGE FORMAT

MOSAIC/DECO

ENCAUSTIC

TERRAZZO

PIWER

CUSTOMIZE

WOOD LOOK

SEE CHARTS FOR FULL PRODUCT DETAILS.

FLOOR TILE



AE16 Natural



AE17 Saddle



AE18 Spice



AE01 Sand









AE02 Suede



AE03 Pebble





VISIT [MARAZZIUSA.COM/WHYTILE](https://www.marazziusa.com/whytile) FOR A COMPLETE LIST OF QUALIFICATIONS AND EXCLUSIONS.

SIZES

			Thickness	Finish	Made in U.S.A.
	8 x 48 Floor Tile	7-3/4" x 46-15/16" (19.70 cm x 119.20 cm)	3/8"		
	6 x 48 Floor Tile	5-3/4" x 46-15/16" (14.70 cm x 119.20 cm)	3/8"		

 Matte Finish

APPLICATIONS


	Target DCOF wet	Suitable
Dry & Level – Interior Floor	N/A	
Wet & Level – Interior Floor	≥ 0.42	
Shower Floors - Standard Center Drain	≥ 0.42	
Shower Floors - Linear Drain	≥ 0.42 (Mosaic)	
	≥ 0.60 (Floor)	
Exterior Floor Applications (including patios, pool decking & other wet areas with minimal footwear)	≥ 0.60	
Ramps & Inclines	≥ 0.65	
Walls/Backsplashes	N/A	
Countertops	N/A	
Pool Linings	N/A	

A DCOF value of ≥0.42 is the standard for tiles specified for level interior spaces expected to be walked upon when wet, as stated in ANSI A137.1-A326.3. For more information about DCOF and the DCOF AcuTest™, visit [marazziusa.com/DCOF](https://marazziusa.com/DCOF).

APPLICATION NOTES:

Suitable for exterior applications in freezing and non-freezing climates (provided it is noted as suitable in the applications chart above), when proper installation methods are followed.

INSTALLATION

Grout Joint Recommendation	Shade Variation
1/8" (3/16" when multiple sizes are installed in a modular pattern, and/or when installing tile with a length 15" or greater in a staggered brick-joint pattern; overlap should not exceed 33%.)	 High Variation

PERFORMANCE CHARACTERISTICS

	ASTM#	Result
Water Absorption	C373	< 0.5%
Breaking Strength	C648	> 275 lbf
Scratch Hardness	C1895	8.0
Chemical Resistance	C650	Resistant

For additional information on test results, visit us at: [marazziusa.com/information/TestResults](https://marazziusa.com/information/TestResults).

DURABILITY

Floor Surface Wear Resistance

1	Residential Bathrooms	3	All Residential / Light Commercial
2	All Residential Areas		All Residential / Commercial

NOTES

Since there are variations in all fired ceramic and natural products, tile and trim supplied for your particular installation may not match samples. Final confirmation should be made from actual tiles and trim prior to installation. Manufactured in accordance with ANSI A137.1 standards.

Not for use on ramps. Water, oil, grease, improper drainage and certain footwear can create slippery conditions. Floor applications expected to be exposed to these conditions require extra caution in product selection.

For additional information refer to "Factors to Consider" at: [marazziusa.com/Factors](https://marazziusa.com/Factors).

To achieve optimal results, all tile should be selected from multiple cartons and shading and graphic arrangement planned prior to installation.


Special consideration needs to be given when installing tiles greater than 15 inches. Please refer to [marazziusa.com/LargeTiles](https://marazziusa.com/LargeTiles) for more information.

Special care should be taken when grouting with dark pigmented colors. A grout release is recommended to prevent finely powdered pigments from lodging in the pores of the surface. Use of a latex modified thin-set is recommended for installation.

FEATURES

PRE-CONSUMER RECYCLED MATERIALS

REVEAL IMAGING®

CERTIFIED PORCELAIN  
99% of this series is made of porcelain

ZEROTOX

All or select items within this series meet the requirements for these qualifications. For more information visit [marazziusa.com](https://marazziusa.com).