


Stocked: Can be ordered and shipped within days. **Special:** Can be produced within 6 - 8 weeks. **Custom:** will need to work with Daltile sales representative to create custom trim piece.

PART NUMBERS

STOCKED

STEP NOSE



TRIM SIZE		16" x 24"	16" x 32"	20" x 20"	12" x 24"
SERIES	COLORS				
Ambassador	Voyager Black AM33	AM33XTP1624STX			
	Jet Setter Dusk AM34	AM34XTP1624STX			
Artsy	Editorial Volakas AT30				AT30XTP1224S
	Studio Carrara AT31				AT31XTP1224S
Assemble	Proxy AS10		AS10XTP1632STX		
	Magistrate AS11		AS11XTP1632STX		
	Emissary AS12		AS12XTP1632STX		
Commissary	Deputy Grey CS30	CS30XTP1624STX			
	Proxy Grey CS31	CS31XTP1624STX			
	Commander Beige CS32	CS32XTP1624STX			
	Bureau Brown CS33	CS33XTP1624STX			
	Regent Honey CS34	CS34XTP1624STX			
Delegate	Light Grey DL26			DL26XTP2020STX	
	Dark Grey DL27			DL27XTP2020STX	
Dignitary	Luminary White DR07				DR07XTP1224S
	Superior Taupe DR08				DR08XTP1224S
	Notable Beige DR09				DR09XTP1224S
Diplomacy	Light Grey DP01			DP01XTP2020STX	
	Dark Grey DP03			DP03XTP2020STX	
Haddonstone	Peony HS04				HS04XTP1224S
	Dawn HS05				HS05XTP1224S
	Atlas HS06				HS06XTP1224S
Lanesboro	Bluestone LB17				LB17XTP1224S
Nominee	Sand NM10				NM10XTP1224S
	Taupe NM11				NM11XTP1224S
	Grey NM12				NM12XTP1224S
Rekindle	White RK10				RK10XTP1224S
	Terracotta RK14				RK14XTP1224S
Vertuo	Maestro VR10				VR10XTP1224S
	Composer VR11				VR11XTP1224S


*Custom trim options available for products & sizes not listed above. | Paver tiles are 3/4" thick. | Tile return length on all stocked coping is 2-5/16".

Stocked: Can be ordered and shipped within days. **Special:** Can be produced within 6 - 8 weeks. **Custom:** will need to work with Daltile sales representative to create custom trim piece.

PART NUMBERS

STOCKED

COPING



TRIM SIZE		12" x 20"	12" x 24"	12" x 32"
SERIES	COLORS			
Ambassador	Voyager Black AM33		AM33XTP1224C6TX	
	Jet Setter Dusk AM34		AM34XTP1224C6TX	
Artsy	Editorial Volakas AT30		AT30XTP1224C6TX	
	Studio Carrara AT31		AT31XTP1224C6TX	
Assemble	Proxy AS10			AS10XTP1232C6TX
	Magistrate AS11			AS11XTP1232C6TX
	Emissary AS12			AS12XTP1232C6TX
Commissary	Deputy Grey CS30		CS30XTP1224C6TX	
	Proxy Grey CS31		CS31XTP1224C6TX	
	Commander Beige CS32		CS32XTP1224C6TX	
	Bureau Brown CS33		CS33XTP1224C6TX	
	Regent Honey CS34		CS34XTP1224C6TX	
Delegate	Light Grey DL26	DL26XTP1220C6TX		
	Dark Grey DL27	DL27XTP1220C6TX		
Dignitary	Luminary White DR07		DR07XTP1224C6TX	
	Superior Taupe DR08		DR08XTP1224C6TX	
	Notable Beige DR09		DR09XTP1224C6TX	
Diplomacy	Light Grey DP01	DP01XTP1220C6TX		
	Dark Grey DP03	DP03XTP1220C6TX		
Haddonstone	Peony HS04		HS04XTP1224C6TX	
	Dawn HS05		HS05XTP1224C6TX	
	Atlas HS06		HS06XTP1224C6TX	
Lanesboro	Bluestone LB17		LB17XTP1224C6MT	
Nominee	Sand NM10		NM10XTP1224C6MT	
	Taupe NM11		NM11XTP1224C6MT	
	Grey NM12		NM12XTP1224C6MT	
Rekindle	White RK10		RK10XTP1224C6MT	
	Terracotta RK14		RK14XTP1224C6MT	
Vertuo	Maestro VR10		VR10XTP1224C6MT	
	Composer VR11		VR11XTP1224C6MT	




*Custom trim options available for products & sizes not listed above. | Paver tiles are 3/4" thick. | Tile return length on all stocked coping is 2-5/16".

Stocked: Can be ordered and shipped within days. **Special:** Can be produced within 6 - 8 weeks. **Custom:** will need to work with Daltile sales representative to create custom trim piece.




PART NUMBERS													
SPECIAL ORDER													
TRIM SIZE		STEP NOSE			LEFT/RIGHT HAND RETURN STEP NOSE							COPING	
TRIM SIZE		20" x 40"	24" x 24"	16" x 48"	12" x 24"	16" x 24"	16" x 32"	16" x 48"	20" x 20"	20" x 40"	24" x 24"	12" x 48"	12" x 40"
SERIES	COLORS				LEFT/RIGHT	LEFT/RIGHT	LEFT/RIGHT	LEFT/RIGHT	LEFT/RIGHT	LEFT/RIGHT	LEFT/RIGHT		
Ambassador	Voyager Black AM33			AM33XTP1648S		AM33XTP1624SLHR / AM33XTP1624SRHR		AM33XTP1648SLHR / AM33XTP1648SRHR				AM33XTP1248C6TX	
	Jet Setter Dusk AM34			AM34XTP1648S		AM34XTP1624SLHR / AM34XTP1624SRHR		AM34XTP1648SLHR / AM34XTP1648SRHR				AM34XTP1248C6TX	
Assemble	Proxy AS10						AS10XTP1632SLHR / AS10XTP1632SRHR						
	Magistrate AS11						AS11XTP1632SLHR / AS11XTP1632SRHR						
	EmissaryAS12						AS12XTP1632SLHR / AS12XTP1632SRHR						
Commissary	Deputy Grey CS30			CS30XTP1648S		CS30XTP1624SLHR / CS30XTP1624SRHR		CS30XTP1648SLHR / CS30XTP1648SRHR				CS30XTP1248C6TX	
	Proxy Grey CS31			CS31XTP1648S		CS31XTP1624SLHR / CS31XTP1624SRHR		CS31XTP1648SLHR / CS31XTP1648SRHR				CS31XTP1248C6TX	
	Commander Beige CS32			CS32XTP1648S		CS32XTP1624SLHR / CS32XTP1624SRHR		CS32XTP1648SLHR / CS32XTP1648SRHR				CS32XTP1248C6TX	
	Bureau Brown CS33			CS33STP1648S		CS33XTP1624SLHR / CS33XTP1624SRHR		CS33XTP1648SLHR / CS33XTP1648SRHR				CS33XTP1248C6TX	
	Regent Honey CS34			CS34XTP1648S		CS34XTP1624SLHR / CS34XTP1624SRHR		CS34XTP1648SLHR / CS34XTP1648SRHR				CS34XTP1248C6TX	
Delegate	Light Grey DL26	DL26XTP2040S							DL26XTP2020SLHR / DL26XTP2020SRHR	DL26XTP2040SLHR / DL26XTP2040SRHR			DL26XTP1240C6TX
	Dark Grey DL27	DL27XTP2040S							DL27XTP2020SLHR / DL27XTP2020SRHR	DL27XTP2040SLHR / DL27XTP2040SRHR			DL27XTP1240C6TX
Dignitary	Luminary White DR07		DR07XTP2424STX		DR07XTP1224SLHR / DR07XTP1224SRHR						DR07XTP2424SLHR / DR07XTP2424SRHR		
	Superior Taupe DR08		DR08XTP2424STX		DR08XTP1224SLHR / DR08XTP1224SRHR						DR08XTP2424SLHR / DR08XTP2424SRHR		
	Notable Beige DR09		DR09XTP2424STX		DR09XTP1224SLHR / DR09XTP1224SRHR						DR09XTP2424SLHR / DR09XTP2424SRHR		
Diplomacy	Light Grey DP01	DP01XTP2040S							DP01XTP2020SLHR / DP01XTP2020SRHR	DP01XTP2040SLHR / DP01XTP2040SRHR			DP01XTP1240C6TX
	Dark Grey DP03	DP03XTP2040S							DP03XTP2020SLHR / DP03XTP2020SRHR	DP03XTP2040SLHR / DP03XTP2040SRHR			DP03XTP1240C6TX
Lanesboro	Bluestone LB17		LB17XTP2424STX		LB17XTP1224SLHR / LB17XTP1224SRHR						LB17XTP2424SLHR / LB17XTP2424SRHR		
Nominee	Sand NM10		NM10XTP2424SMT		NM10XTP1224SLHR / NM10XTP1224SRHR						NM10XTP2424SLHR / NM10XTP2424SRHR		
	Taupe NM11		NM11XTP2424SMT		NM11XTP1224SLHR / NM11XTP1224SRHR						NM11XTP2424SLHR / NM11XTP2424SRHR		
	Grey NM12		NM12XTP2424SMT		NM12XTP1224SLHR / NM12XTP1224SRHR						NM12XTP2424SLHR / NM12XTP2424SRHR		
Rekindle	White RK10		RK10XTP2424SMT		RK10XTP1224SLHR / RK10XTP1224SRHR						RK10XTP2424SLHR / RK10XTP2424SRHR		
	Terracotta RK14		RK14XTP2424SMT		RK14XTP2424SMT / RK14XTP1224SRHR						RK14XTP2424SLHR / RK14XTP2424SRHR		
Vertuo	Maestro VR10		VR10XTP2424SMT		VR10XTP1224SLHR / VR10XTP1224SRHR						VR10XTP2424SLHR / VR10XTP2424SRHR		
	Composer VR11		VR11XTP2424SMT		VR11XTP1224SLHR / VR11XTP1224SRHR						VR11XTP2424SLHR / VR11XTP2424SRHR		

HADDONSTONE AND ARTSY ARE AVAILABLE FOR CUSTOM ORDER.
*Custom trim options available for products & sizes not listed above.

PROFILITEC UPTEC TRIM OPTIONS


COLLECTION	STOCKED	IMAGE	DESCRIPTION
BSR	9999574782		Skirt trim for 2cm/6cm reversible 8'10" long
BSJ	9999574794		First option for skirt trim for 2cm with 2cm riser 8'10" long.
BST	Custom Order		Second option for skirt trim for 2cm with 2cm riser 8'10" long.

UPTEC SKIRT ACCESSORIES

COLLECTION	STOCKED	IMAGE	DESCRIPTION
SCUPACLPB	9999573986		Vertical edge clip - base
SCUPACLPT	9999573987		Vertical edge clip - head
SUPACLPP	9999573988		Perimeter tile spacer

Reach out to your local Daltile sales representative for more information

BOTTINI / PRIMO TOOL PROFILING WHEEL





COLLECTION	SPECIAL ORDER	IMAGE	DESCRIPTION
DTB-P38	✓		There are tools available for contractors to shape edges in the field. The Bottini DTB-P38 profiling wheel is available with Daltile part number 500453. Paired with an angle grinder, an installer can bullnose 2cm porcelain pavers on the job site.

SCHLUTER SYSTEMS TRIM OPTIONS

COLLECTION	SPECIAL ORDER	IMAGE	DESCRIPTION
BARA-RWL15	✓		<p>L-Angle profile for protecting/finishing exposed edges of 3/8" thick tiles (9/16" Height)</p> <p>All heights & sizes are available in radius (R=Radius) design for slightly concave & convex areas</p> <p>All sizes in 8' 2.5" lengths</p> <p>Product available in: Classic Grey (PG Color code) Part # 9999539273 Metallic Grey (GM Color code) Part # 9999561811</p>
BARA-RWL25	✓		<p>L-Angle profile for protecting/finishing exposed edges of 2CM thick tiles (1" Height)</p> <p>All heights & sizes are available in radius (R=Radius) design for slightly concave & convex areas</p> <p>All sizes in 8' 2.5" lengths</p> <p>Product available in: Classic Grey (PG Color code) Part # 9999561377 Metallic Grey (GM Color code) Part # 9999563443</p>
RENO-U	✓		<p>Designed to protect tile edges from chipping and provide a smooth transition between porcelain pavers to reduce trip hazards and lower elevation surfaces. Ideal for transitions from porcelain pavers to finished concrete (i.e. driveway overlay to street level transition)</p> <p>Stainless Steel Part # 9999542711</p>

Reach out to your local Daltile sales representative for more information

POOL COPING OPTIONS LOCALLY SOURCED

COLLECTION	SPECIAL ORDER	IMAGE	DESCRIPTION
Natural Stone	✓		<p>If the timeline to receive the factory coping piece is a problem, there are alternative solutions available to get the job completed.</p> <p>We can suggest natural stone, cast-in-place concrete, concrete pavers and clay brick; all of which are great options, especially in the case of a free form pool shape. Pool coping is the most commonly requested trim profile for the TREAD 2cm pavers.</p> <p>Additionally, we can suggest considering a pool coping material of contrasting color to the field tile. This provides the additional benefit of a visual demarcation, especially in an area that will also be used for entertaining.</p>
Cast in Place Concrete	✓		
Concrete Pavers	✓		
Clay Brick	✓		

XTERIORS CUSTOM TRIM PROFILE ORDERING PROCESS FOR FACTORY TRIMS

STEP #	DESCRIPTION
STEP 1	SSC to contact Exacta (Vendor #36983) with a request for fabrication providing pertinent information including: <ul style="list-style-type: none"> – Finished product desired – Specifications – Size of tile to be supplied to Exacta – Quantity – Required date – Other pertinent details
STEP 2	Exacta will provide the fabrication, packaging cost, and ETA based on when Exacta receives tile to start <ul style="list-style-type: none"> – The unit of measurement "UOM" in which the quote will be received is PC, NOT square or linear foot
STEP 3	SSC places the order by email or fax to Exacta and Exacta will then create a sales order in Exacta's system and puts the order in their production que
STEP 4	SSC places a "COPS" order to ship the material component to Exacta <ul style="list-style-type: none"> – Ship the component from the SSC or – Transfer the component via Mohawk truck from an RDC
STEP 5	Exacta receives the material and begins production based on lead time provided
STEP 6	Exacta completes the order, packages, and palletizes for shipment
STEP 7	Exacta contacts the SSC to confirm yielded quantity produced and revises quantity on the PO if required
STEP 8	Exacta will discuss shipping options with the SSC and ship based on their requested method <ul style="list-style-type: none"> – Exacta typically ships LTL via approved Daltile freight companies and bills freight from third party – Exacta can also "cross-dock" back through the Sunnyvale RDC
STEP 9	Exacta creates all the associated shipping documents, BOL, pallets tags, etc.
STEP 10	Order is shipped and invoiced at the time of shipping

Please contact your local SSC to place your Custom Trim order.