



CONCRETE  
LOOK

VOLUME 1.0™

GLAZED PORCELAIN with STEPWISE™ TECHNOLOGY



 daltile®  
IMAGINE WHAT'S POSSIBLE™

# VOLUME 1.0™

GLAZED PORCELAIN with STEPWISE™ TECHNOLOGY

Nature-inspired colors offer a fresh take on Volume 1.0, our versatile concrete look tile series. Customize any space with the rich palette of hues featuring our proprietary StepWise™ technology, that provides 2X more slip resistance than regular tile. Leave your design footprint with select coordinating Keystone™ mosaics, for an elevated look and feel.

## CONCRETE LOOK

### USAGE



### SPECIAL FEATURES



Cover photo features Volume 1.0™ Willow & Botanical 12 x 24 matte on the floor and Stencil™ Indigo 4 x 12 half moon on the right wall.  
Above photo features Volume 1.0™ Clay in 12 x 24 matte on the floor and Keystone™ Biscuit in 2 x 2 criss cross mosaic on the back wall.

NOT APPLICABLE FOR ALL PRODUCTS IN THIS SERIES. SEE CHARTS FOR FULL PRODUCT DETAILS.

SIZES:



FINISHES: MATTE

FLOOR TILE – NEUTRAL COLORS



SONIC WHITE VL75



DEGREES SILVER VL71



STEREO GREY VL73




REVERB ASH VL74



VAPOR VL63



ELECTRIC MOSS VL79



TRUFFLE VL64



ACCENT BROWN VL78



THUNDER VL62




INTENSITY PEBBLE VL72




AMPLIFY BLACK VL70

FLOOR TILE – ACCENT COLORS




WATERFALL VL66



NAVAL VL67



WILLOW VL68



BOTANICAL VL69



CLAY VL65

SIZES:



FINISHES: MATTE

**50% MORE**  
SLIP RESISTANT  
THAN ORDINARY TILE\*

\*When compared to tile meeting ANSI standards.



WATERPROOF



STAINPROOF



DENTPROOF



SCRATCH-RESISTANT



FIRE-RESISTANT



INDOOR/OUTDOOR



SIMPLICLEAN™

VISIT THE WHY TILE PAGE AT [WWW.DAL TILE.COM](http://WWW.DAL TILE.COM) FOR A COMPLETE LIST OF QUALIFICATIONS AND EXCLUSIONS.

# CONCRETE LOOK

## NEUTRAL COLORS



### ALL STYLE. NO SLIPS.

Don't tip-toe through life. Step stylishly on non-slip tile that's 50% more slip resistant than ordinary tile. And because it's Daltile, you'll find beautiful natural looks that are waterproof, scratchproof, stainproof and dentproof.

#### SIZES

			Thickness	Sq. Ft./ Carton	Pieces/ Carton
	12 x 24 Floor Tile*	(11-7/8" x 23-5/8") (30.23 cm x 60.12 cm)	5/16"	17.60	9
	6 x 24 Floor Tile**	(6-1/16" x 23-13/16") (15.43 cm x 60.60 cm)	5/16"	15.09	15
	12 x 12 Floor Tile	(11-7/8" x 11-7/8") (30.23 cm x 30.23 cm)	5/16"	16.72	17
	6 x 6 Floor Tile***	(5-15/16" x 5-15/16") (15.19 cm x 15.19 cm)	5/16"	11.80	50

\* Microban available in VL70, VL71, VL73, VL79 Colors Only.  
 \*\* 6 x 24 available in VL71, VL72 & VL73 only.  
 \*\*\* Available in neutral colors only.

#### APPLICATIONS

	Target DCOF wet	Suitable
Dry & Level – Interior Floor	N/A	✓
Wet & Level – Interior Floor	≥ 0.42	✓
Shower Floors - Standard Center Drain (Residential or Light Commercial)	≥ 0.42	✓*
Shower Floors - Linear Drain	≥ 0.60	✓*
Exterior Floor Applications (including patios, pool decking & other wet areas with minimal footwear)	≥ 0.60	✓
Ramps & Inclines	≥ 0.65	✓
Walls/Backsplashes	N/A	✓
Countertops	N/A	✓
Pool Linings	N/A	✓*

A DCOF value of ≥0.42 is the standard for tiles specified for level interior spaces expected to be walked upon when wet, as stated in ANSI A137.1-A326.3. For more information about DCOF and the DCOF AcuTest™, visit [daltile.com/DCOF](http://daltile.com/DCOF).

#### APPLICATION NOTES :

Suitable for exterior applications (provided it is noted as suitable in the applications chart above) in freezing and non-freezing climates, when proper installation methods are followed.

\* 6 x 6 floor tile only.



All or select items within this series meet the requirements for these qualifications. For more information, visit [daltile.com](http://daltile.com).

# VOLUME 1.0™ + MICROBAN®

GLAZED PORCELAIN with STEPWISE™ TECHNOLOGY

#### TRIM

Type	Number	Size	Pieces/ Carton
	P43C9	3 x 12	30
	P36C9	6 x 12	22
	PC36C9	6 x 1	15

Cove base trim is intended to coordinate with floor tile in the standard 90-degree installation position.

#### INSTALLATION

Grout Joint Recommendation	Shade Variation
3/16" (Overlap should not exceed 33% when installing tile with a length 15" or greater in a staggered brick-joint pattern. When multiple sizes are installed in a modular pattern, please specify same size caliber at time of order.)	Medium (V2)

#### PERFORMANCE CHARACTERISTICS

	ASTM#	Result
Water Absorption	C373	< 0.5%
Breaking Strength	C648	> 275 lbs
Scratch Hardness	MOHS	8.0
Chemical Resistance	C650	Resistant

For additional information on test results, visit us at: [daltile.com/information/TestResults](http://daltile.com/information/TestResults).

#### DURABILITY

##### Floor Surface Wear Resistance

1 Residential Bathrooms	3	All Residential / Light Commercial
2 All Residential Areas	4	All Residential / Commercial

#### NOTES

Since there are variations in all fired ceramic and natural products, tile and trim supplied for your particular installation may not match samples. Final confirmation should be made from actual tiles and trim prior to installation. Manufactured in accordance with ANSI A137.1 standards.

Water, oil, grease, improper drainage and certain footwear can create slippery conditions. Floor applications expected to be exposed to these conditions require extra caution in product selection.

For additional information refer to "Factors to Consider" at: [daltile.com/Factors](http://daltile.com/Factors).

To achieve optimal results, all tile should be selected from multiple cartons and shading and graphic arrangement planned prior to installation.

Special consideration needs to be given when installing tiles greater than 15 inches. Please refer to [daltile.com/LargeTiles](http://daltile.com/LargeTiles) for more information.

Use of a white latex modified thin-set is recommended for installation.



# VOLUME 1.0™



GLAZED PORCELAIN with STEPWISE™ TECHNOLOGY



## ALL STYLE. NO SLIPS.

Don't tip-toe through life. Step stylishly on non-slip tile that's 50% more slip resistant than ordinary tile. And because it's Daltile, you'll find beautiful natural looks that are waterproof, scratchproof, stainproof and dentproof.

### SIZES

			Thickness	Sq. Ft./ Carton	Pieces/ Carton
	12 x 24 Floor Tile	(11-7/8" x 23-5/8") (30.23 cm x 60.12 cm)	5/16"	17.60	9
	12 x 12 Floor Tile	(11-7/8" x 11-7/8") (30.23 cm x 30.23 cm)	5/16"	16.72	17

### APPLICATIONS

	Target DCOF wet	Suitable
Dry & Level – Interior Floor	N/A	✓
Wet & Level – Interior Floor	≥ 0.42	✓
Shower Floors - Standard Center Drain (Residential or Light Commercial)	≥ 0.42	
Shower Floors - Linear Drain	≥ 0.60	✓
Exterior Floor Applications (including patios, pool decking & other wet areas with minimal footwear)	≥ 0.60	✓
Ramps & Inclines	≥ 0.65	✓
Walls/Backsplashes	N/A	✓
Countertops	N/A	✓
Pool Linings	N/A	

A DCOF value of ≥0.42 is the standard for tiles specified for level interior spaces expected to be walked upon when wet, as stated in ANSI A137.1-A326.3. For more information about DCOF and the DCOF AcuTest™, visit [daltile.com/DCOF](http://daltile.com/DCOF).

#### APPLICATION NOTES :

Suitable for exterior applications (provided it is noted as suitable in the applications chart above) in freezing and non-freezing climates, when proper installation methods are followed.

## CONCRETE LOOK

### ACCENT COLORS

#### TRIM

Type	Number	Size	Pieces/ Carton
 Bullnose	P43C9	3 x 12	30

#### INSTALLATION

##### Grout Joint Recommendation

##### Shade Variation

3/16" (Overlap should not exceed 33% when installing tile with a length 15" or greater in a staggered brick-joint pattern. When multiple sizes are installed in a modular pattern, please specify same size caliber at time of order.)

 Medium (V2)

#### PERFORMANCE CHARACTERISTICS

	ASTM#	Result
Water Absorption	C373	< 0.5%
Breaking Strength	C648	> 275 lbs
Scratch Hardness	MOHS	8.0
Chemical Resistance	C650	Resistant

For additional information on test results, visit us at: [daltile.com/information/TestResults](http://daltile.com/information/TestResults).

#### DURABILITY

##### Floor Surface Wear Resistance

1 Residential Bathrooms	3	All Residential / Light Commercial
2 All Residential Areas	④	All Residential / Commercial

#### NOTES

Since there are variations in all fired ceramic and natural products, tile and trim supplied for your particular installation may not match samples. Final confirmation should be made from actual tiles and trim prior to installation. Manufactured in accordance with ANSI A137.1 standards.

Water, oil, grease, improper drainage and certain footwear can create slippery conditions. Floor applications expected to be exposed to these conditions require extra caution in product selection.

For additional information refer to "Factors to Consider" at: [daltile.com/Factors](http://daltile.com/Factors).

To achieve optimal results, all tile should be selected from multiple cartons and shading and graphic arrangement planned prior to installation.

Special consideration needs to be given when installing tiles greater than 15 inches. Please refer to [daltile.com/LargeTiles](http://daltile.com/LargeTiles) for more information.

Use of a white latex modified thin-set is recommended for installation.

 **POST-CONSUMER RECYCLED MATERIALS**

 **PRE-CONSUMER RECYCLED MATERIALS**

 **MADE IN THE U.S.A.**

 **REVEAL IMAGING®**

All or select items within this series meet the requirements for these qualifications. For more information, visit [daltile.com](http://daltile.com).



7834 C.F. Hawn Freeway,  
Dallas, Texas 75217 | 1.800.933.TILE

To view the complete collection of Daltile® products and information, visit our website at [daltile.com](http://daltile.com).

