



MOSAIC

VIVIFY™
GLASS MOSAICS



 daltile®
IMAGINE WHAT'S POSSIBLE

VIVIFY™

GLASS MOSAICS

A Striking Selection

Liven up your designs with Vivify™. From bright and vivid hues to neutral and cooler tones, this invigorating collection offers an array of colorful combinations. Enliven walls in your space so they make a statement – electrify with Vivify.

- DECORATIVE DESIGN
 - Glass mosaics with a stained-look in six color combinations
 - Add dimensional depth to wall applications in commercial or residential spaces
- CAPTIVATING VISUALS
 - Unique, contemporary design with intertwined pinwheel shape
 - Mesh-mounted on a 14-11/16" x 12-13/16" sheet

MOSAIC

USAGE



FLOOR



WALL



COUNTERTOP



SHOWER FLOOR



EXTERIOR FLOOR



STEPWISE™



TRU-EDGE™



MADE IN THE U.S.A.



LARGE FORMAT



MOSAIC/DECO



ENCAUSTIC



TERRAZZO



PAVER



CUSTOMIZE



FLEXFIT™



PC

LOW HIGH

SEE CHARTS FOR FULL PRODUCT DETAILS

SPECIAL FEATURES



Cover and above photos feature Vivify™ Midnight Dream mosaic on the wall.

MOSAIC


VIVIFY™
GLASS MOSAICS

SIZES:




Mosaic


FINISHES: GLOSSY



BORDEAUX VF01



ENCHANTED GREEN VF02



SPECTRA BLUE VF03



HEIRLOOM GOLD VF05




MIDNIGHT DREAM VF06



TWILIGHT VF04

SIZES

			Thickness	Sq. Ft./ Carton	Pieces/ Carton
	Mosaic (Mesh-Mounted)	(14-11/16" x 12-13/16") (37.30 cm x 32.60 cm)	1/8"	13.10	10

APPLICATIONS


	Target DCOF wet	Suitable
Dry & Level – Interior Floor	N/A	
Wet & Level – Interior Floor	≥ 0.42	
Shower Floors (Residential or Light Commercial)	≥ 0.42	
Exterior Floor Applications (including patios, pool decking & other wet areas with minimal footwear)	≥ 0.60	
Ramps & Inclines	≥ 0.65	
Walls/Backsplashes	N/A	✓
Countertops	N/A	
Pool Linings	N/A	✓

A DCOF value of ≥0.42 is the standard for tiles specified for level interior spaces expected to be walked upon when wet, as stated in ANSI A137.1-A326.3. For more information about DCOF and the DCOF AcuTest™, visit daltile.com/DCOF.

APPLICATION NOTES:

Suitable for exterior applications in freezing and non-freezing climates when proper installation methods are followed.

INSTALLATION

Grout Joint Recommendation	Shade Variation
Mosaic: 1/8"	 Random (V4)

PERFORMANCE CHARACTERISTICS

	ASTM#	Result
Water Absorption	C373	< 0.5%
Breaking Strength	C648	> 100 lbs
Scratch Hardness	MOHS	4.0
Chemical Resistance	C650	Resistant
Abrasion Resistance	C1027	N/A

For additional information on test results, visit us at: daltile.com/information/TestResults.

NOTES

Strong random shading enhances the natural beauty of this product. To achieve optimal results, tile should be selected from multiple cartons and shading arrangement planned prior to installation.

Since there are variations in all glass products, tile and trim supplied for your particular installation may not match these samples. Final color selection should be made from actual tiles and trim and not from tile samples or color reproductions. Manufactured in accordance with ANSI A137.2 standards.

Random visuals enhance the natural beauty of this product. To achieve optimal results, all tile should be selected from multiple cartons and shading and graphic arrangement planned prior to installation.

For additional information refer to "Factors to Consider" at daltile.com/Factors.

Professional
TILE SOLUTIONS