



MOSAIC

VINTAGE HEX™
GLASS MOSAICS



 daltile®
IMAGINE WHAT'S POSSIBLE™

VINTAGE HEX™

GLASS MOSAICS

Classic Romance Enters The 21st Century

With a firm grasp on antique style, the Vintage Hex™ collection captivates in a hexagon mosaic. A slight sheen finish modernizes the look, heightened by a limestone print that refreshes the beauty of natural stone. Textural depth heightens the collection's wide, assorted palette. Vintage Hex holds onto the romantic aesthetic of times past, yet reinvigorates the design for today's style sensibility.

• VISUAL DEPTH

- Reveal Imaging® delivers the beauty of limestone.
- Luminescent finish.

• DESIGN VERSATILITY

- 1-1/2 inch hexagon mosaic featured in five colors.
- Hexagon shape complements a wide variety of interior design genres.
- Suitable for interior wet applications including shower floors.

Cover and above photos Vintage Hex™ Wisdom White and Relic Umber 1.5" hexagon mosaic on the floor and wall.

MOSAIC

USAGE



FLOOR



WALL



COUNTERTOP



SHOWER FLOOR



EXTERIOR FLOOR



STEPWISE™



TRU-EDGE™



MADE IN THE U.S.A.



LARGE FORMAT



MOSAIC/DECO



ENCAUSTIC



TERRAZZO



PAVER



CUSTOMIZE



FLEXFIT™



GLASS

LOW HIGH

NOT APPLICABLE FOR ALL PRODUCTS IN THIS SERIES. SEE CHARTS FOR FULL PRODUCT DETAILS.

SPECIAL FEATURES


SIZES:



1.5" Hexagon
Mosaic

FINISHES: MATTE


1-1/2 HEXAGON MOSAIC – GLASS




ANTIQUE BEIGE VH05




WISDOM WHITE VH06



ARTIFACT GRAY VH07



LEGACY SEPIA VH08




RELIC UMBER VH09

VINTAGE HEX™

GLASS MOSAICS

MOSAIC

SIZES

			Thickness	Sq. Ft./ Carton	Pieces/ Carton
	1.5" Hexagon Mosaic (Mesh-mounted on 12" x 12" Sheet)	(11-5/8" x 12-1/8" Sheet) (29.50 cm x 30.80 cm Sheet)	1/4"	11.34	14

APPLICATIONS

	Target DCOF wet	Suitable
Dry & Level – Interior Floor	N/A	✓
Wet & Level – Interior Floor	≥ 0.42	✓
Shower Floors (Residential or Light Commercial)	≥ 0.42	✓
Exterior Floor Applications (including patios, pool decking & other wet areas with minimal footwear)	≥ 0.60	
Ramps & Inclines	≥ 0.65	
Walls/Backsplashes	N/A	✓
Countertops	N/A	
Pool Linings	N/A	✓

A DCOF value of ≥0.42 is the standard for tiles specified for level interior spaces expected to be walked upon when wet, as stated in ANSI A1371-A326.3. For more information about DCOF and the DCOF AcuTest™, visit daltille.com/DCOF.

APPLICATION NOTES:

Suitable for exterior applications (provided it is noted as suitable in the applications chart above) in freezing and non-freezing climates, when proper installation methods are followed.

INSTALLATION

Grout Joint Recommendation	Shade Variation
1/8"	 Random (V4)

PERFORMANCE CHARACTERISTICS

	ASTM#	Result
Water Absorption	C373	< 0.5%
Breaking Strength	C648	> 250 lbs
Scratch Hardness	MOHS	4.0
Chemical Resistance	C650	Resistant

For additional information on test results, visit us at: daltille.com/information/TestResults.

NOTES

Not for use on ramps. Water, oil, grease, improper drainage and certain footwear can create slippery conditions. Floor applications expected to be exposed to these conditions require extra caution in product selection.

For additional information refer to "Factors to Consider" at: daltille.com/Factors.

Random visuals enhance the natural beauty of this product. To achieve optimal results, all tile should be selected from multiple cartons and shading and graphic arrangement planned prior to installation.

Since there are variations in all glass products, tile and trim supplied for your particular installation may not match samples. Final confirmation should be made from actual tiles and trim prior to installation. Manufactured in accordance with ANSI A1372 standards.

Use of a white latex modified thin-set is recommended for installation.



LEARN MORE