



MOSAIC

DECORATIVE
SERENADE™
GLASS

DECORATIVE
SERENADE™
GLASS

Create Walls that Steal the Scene

Make your room sing with the rich colors of Serenade. These dramatic glass mosaics feature random widths and lengths of linear glass in a wide range of colors. Serenade is available in twelve blends, all offering a perfect performance in your next design.

- IMPRESSIVE PERFORMANCE
 - Decorative random linear glass mosaics
 - Ideal for adding a dramatic touch to walls, backsplashes and fireplaces
- CONCERT OF COLORS
 - Available in 12 color blends
 - Colors blends range from neutral combinations to vibrant harmonies



MOSAIC

USAGE



FLOOR



WALL



COUNTERTOP



SHOWER FLOOR



EXTERIOR FLOOR



STEPWISE™



TRU-EDGE™



MADE IN THE U.S.A.



LARGE FORMAT



MOSAIC/DECO



ENCAUSTIC



TERRAZZO



PAVER



CUSTOMIZE



FLEXFIT™



GLASS

SPECIAL FEATURES



SEE CHARTS FOR FULL PRODUCT DETAILS

Cover and above photos feature Serenade™ Sixth Street on the fireplace.

SIZES:




FINISHES: GLOSSY

RANDOM INTERLOCKING MOSAIC



SURF ROCK F192



BROADWAY F185



MUSIC CITY F183



RANCHERA F184



SIXTH STREET F182



BLUE GRASS F190



INDIE F186




CRESCENT CITY F191




TECHNO F188



MOTOR CITY F187



MEMPHIS BLUES F181




EMERALD CITY F189



SIMPLICLEAN™

SIZES

		Thickness	Sq. Ft. per Carton	Pieces per Carton
	Random Interlocking Mosaic (Mesh-mounted)	5/8"	19.20	20
	(13-23/32" x 12-5/16" Sheet) (34.80 cm x 31.30 cm Sheet)			

*Tile is available by special order.

APPLICATIONS

	Target DCOF wet	Suitable
Dry & Level – Interior Floor	N/A	
Wet & Level – Interior Floor	≥ 0.42	
Shower Floors - Standard Center Drain (Residential or Light Commercial)	≥ 0.42	
Shower Floor – Linear Drain	≥ 0.60	
Exterior Floor Applications (including pool decking & other wet areas with minimal footwear)	≥ 0.60	
Ramps & Inclines	≥ 0.65	
Walls/Backsplashes	N/A	✓
Countertops	N/A	
Pool Linings	N/A	

A DCOF value of ≥0.42 is the standard for tiles specified for level interior spaces expected to be walked upon when wet, as stated in ANSI A137.1-A326.3. For more information about DCOF and the DCOF AcuTest™, visit daltile.com/DCOF.

INSTALLATION

Grout Joint Recommendation	Shade Variation
1/8" Approximately	 Random (V4)

PERFORMANCE CHARACTERISTICS

	ASTM#	Result
Water Absorption	C373	< 0.5%
Breaking Strength	C648	> 100 lbs
Scratch Hardness	MOHS	4.0
Chemical Resistance	C650	Resistant

For additional information on test results, visit us at: daltile.com/information/TestResults.

NOTES

Since there are variations in all fired glass products, tile and trim supplied for your particular installation may not match these samples. Final color selection should be made from actual tiles and trim and not from tile samples or color reproductions. Manufactured in accordance with ANSI A137.1 standards.

For additional information refer to "Factors to Consider" at daltile.com/Factors.



7834 C.F. Hawn Freeway,
Dallas, Texas 75217 | 1.800.933.TILE

To view the complete collection of Daltile® products and information, visit our website at daltile.com.

