



CONCRETE
LOOK

USAGE

- FLOOR
- WALL
- COUNTERTOP
- SHOWER FLOOR
- EXTERIOR FLOOR
- STEPWISE™
- TRU-EDGE™
- MADE IN THE U.S.A.
- LARGE FORMAT
- MOSAIC/DECO
- ENCAUSTIC
- TERRAZZO
- PAVER
- CUSTOMIZE
- FLEXFIT™

SPECIAL FEATURES

PC
LOW HIGH

NOT APPLICABLE FOR ALL PRODUCTS IN THIS SERIES. SEE CHARTS FOR FULL PRODUCT DETAILS.

SIZES:


- 36 x 70 Floor Tile
- 48 x 48 Floor Tile
- 24 x 48 Paver
- 32 x 32 Paver
- 36 x 36 Floor Tile
- 24 x 24 Floor Tile
- 12 x 24 Floor Tile
- 2 x 2 Mosaic

FINISHES: NATURAL | MATTE TEXTURED


COLORBODY™ PORCELAIN – SHOWN AS 12 x 24



WHITE M6E7



GREY M6E6



ANTHRACITE M6E5


2 x 2 MOSAIC



WHITE M8JY



GREY M8JZ











ANTHRACITE M8K0

	MATTE					2CM PAVER		MOSAIC	BULLNOSE	
	12 x 24	24 x 24	36 x 36	48 x 48	36 x 70	32 x 32	24 x 48	12 x 12	3 x 36	3 x 24
WHITE	M6E7	M6E3	M6DS	M903	M6AX	M7F5	M7XR	M8JY	M8K6	M8K2
GREY	M6E6	M6E2	M6CS	M904	M6AV	M7F6	M7XS	M8JZ	M8K8	M8K3
ANTHRACITE	M6E5	M6E1	M6AZ	M905	M6AS	M7FA	M7YA	M8K0	M8K9	M8K4

- SLIP RESISTANT
- WATERPROOF
- STAINPROOF
- DENTPROOF
- SCRATCH-RESISTANT*
- FIRE-RESISTANT*
- CLIMATEPRO™
- SIMPLICLEAN™

CONCRETE LOOK

SIZES

			Thickness	Sq. Ft./ Carton	Pieces/ Carton
	36 x 70 Floor Tile	(35-3/8" x 70-13/16") (900 mm x 1800 mm)	3/8"	34.88	2
	48 x 48 Floor Tile	(47-3/16" x 47-3/16") (1200 mm x 1200 mm)	3/8"	15.50	1
	24 x 48 Paver	(23-3/8" x 47-3/16") (595 mm x 1200 mm)	3/4"	7.75	1
	32 x 32 Paver	(31-1/4" x 31-1/4") (795 mm x 795 mm)	3/4"	6.89	1
	36 x 36 Floor Tile	(35-3/8" x 35-3/8") (900 mm x 900 mm)	3/8"	17.44	2
	24 x 24 Floor Tile	(23-3/8" x 23-3/8") (595 mm x 595 mm)	3/8"	11.63	3
	12 x 24 Floor Tile	(11-13/16" x 23-9/16") (300 mm x 600 mm)	3/8"	11.63	6
	2 x 2 Mosaic	(12" x 12" Sheet) (305 mm x 305 mm Sheet)	3/8"	3.88	4

APPLICATIONS

	Target DCOF wet	Suitable
Dry & Level – Interior Floor	N/A	✓
Wet & Level – Interior Floor	≥ 0.42	✓
Shower Floors (Residential or Light Commercial)	≥ 0.42	✓*
Exterior Floor Applications (including patios, pool decking & other wet areas with minimal footwear)	≥ 0.60	✓**
Ramps & Inclines	≥ 0.65	
Walls/Backsplashes	N/A	✓
Countertops	N/A	✓
Pool Linings	N/A	

A DCOF value of ≥0.42 is the standard for tiles specified for level interior spaces expected to be walked upon when wet, as stated in ANSI A137.1-A326.3. For more information about DCOF and the DCOF AcuTest™, visit daltille.com/DCOF.

APPLICATION NOTES:



Suitable for exterior applications (provided it is noted as suitable in the applications chart above) in freezing and non-freezing climates, when proper installation methods are followed.

* 2 x 2 mosaic only


** 2CM Pavers only

MYSTONE MOON™ COLORBODY™ PORCELAIN

TRIM

Type	Size	Pieces/Carton
 Bullnose	3 x 24	14
 Bullnose	3 x 36	13

INSTALLATION

Grout Joint Recommendation	Shade Variation
1/8" (3/16" when multiple sizes are installed in a modular pattern, and/or when installing tile with a length 15" or greater in a staggered brick-joint pattern, overlap should not exceed 33%.)	 Medium (V2)

PERFORMANCE CHARACTERISTICS

	ASTM#	Result
Water Absorption	C373	< 0.5%
Breaking Strength	C648	> 275 lbs
Scratch Hardness	MOHS	8.0
Chemical Resistance	C650	Resistant

For additional information on test results, visit us at: daltille.com/information/TestResults.

DURABILITY

Floor Surface Wear Resistance

1	Residential Bathrooms	3	All Residential / Light Commercial
2	All Residential Areas	④	All Residential / Commercial

NOTES

Since there are variations in all fired ceramic and natural products, tile and trim supplied for your particular installation may not match samples. Final confirmation should be made from actual tiles and trim prior to installation. Manufactured in accordance with ANSI A137.1 standards.

For additional information refer to "Factors to Consider" at: daltille.com/Factors.

Special consideration needs to be given when installing tiles greater than 15 inches. Please refer to daltille.com/LargeTiles for more information.

Special care should be taken when grouting with dark pigmented colors. A grout release is recommended to prevent finely powdered pigments from lodging in the pores of the surface. Use of a latex TRIM modified thin-set is recommended for installation.

REVEAL IMAGING®

All or select items within this series meet the requirements for these qualifications. For more information, visit daltille.com.