

CONCRETE LOOK

XTERIORS™

ALL-WEATHER SOLUTIONS FOR EXTERIOR STYLE

BY  daltile®



REKINDLE™

COLORBODY™ PORCELAIN with STEPWISE™ TECHNOLOGY

TREAD™
PORCELAIN PAVERS

REKINDLE™

COLORBODY™ PORCELAIN with STEPWISE™ TECHNOLOGY

Rustic Elegance

Step into rustic comfort with Rekindle™, a concrete look inspired by the restoring effects of a peaceful lifestyle. Large format pavers available in the series' most popular colors, Terracotta and White, allow for a smooth, earthy look in outdoor spaces. Rekindle™ features both StepWise™ technology, which makes this a perfect choice for exterior living spaces.



Cover features Xteriors™ Rekindle™ Terracotta 24 x 24 paver on the floor and Panoramic Porcelain Surfaces™ Industrial Selection, Belmont Terrace around the fireplace. Above photo features Xteriors™ Rekindle™ White 24 x 24 paver on the pool decking.

CONCRETE LOOK

USAGE



FLOOR



WALL



COUNTERTOP



SHOWER FLOOR



EXTERIOR FLOOR



STEPWISE™



TRU-EDGE™



MADE IN THE U.S.A.



LARGE FORMAT



MOSAIC/DECO



ENCAUSTIC



TERRAZZO



PAVER



CUSTOMIZE



FLEXFIT™



PC

LOW HIGH

SEE CHARTS FOR FULL PRODUCT DETAILS

SPECIAL FEATURES

CONCRETE LOOK

REKINDLE™

COLORBODY™ PORCELAIN with STEPWISE™ TECHNOLOGY

SIZES:

24 x 24
Paver Tile

FINISHES: TEXTURED

COLORBODY™ PORCELAIN PAVERS



WHITE RK10



TERRACOTTA RK14



SLIP RESISTANT



WATERPROOF



STAINPROOF



DENTPROOF



SCRATCH-RESISTANT



FIRE-RESISTANT



INDOOR/OUTDOOR



SIMPLICLEAN™


VISIT THE WHY TILE PAGE AT WWW.DAL TILE.COM FOR A COMPLETE LIST OF QUALIFICATIONS AND EXCLUSIONS.

REKINDLE™



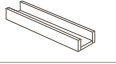


COLORBODY™ PORCELAIN with STEPWISE™ TECHNOLOGY

CONCRETE LOOK

SIZES

			Thickness	Sq. Ft./ Carton	Pieces/ Carton
	24 x 24 Paver Tile	23-3/8" x 23-3/8" (59.44 cm x 59.44 cm)	13/16" (2cm)	7.60	2

TRIM†

Type	Notes
	Rectified Step Nose
	Coping
	Rectified Gutter
	Rectified Grid
	Rectified L-Kerb

† Trim items available in many sizes and colors. Consult with your sales representative and/or design team for specifics.

APPLICATIONS

	Target DCOF wet	Suitable
Dry & Level – Interior Floor	N/A	✓
Wet & Level – Interior Floor	≥ 0.42	✓
Shower Floors (Residential or Light Commercial)	≥ 0.42	
Exterior Floor Applications (including patios, pool decking & other wet areas with minimal footwear)	≥ 0.60	✓
Ramps & Inclines	≥ 0.65	
Walls/Backsplashes	N/A	✓
Countertops	N/A	✓
Pool Linings	N/A	

A DCOF value of ≥0.42 is the standard for tiles specified for level interior spaces expected to be walked upon when wet, as stated in ANSI A137.1-A326.3. For more information about DCOF and the DCOF AcuTest™, visit daltile.com/DCOF.

APPLICATION NOTES:

Suitable for exterior applications (provided it is noted as suitable in the applications chart above) in freezing and non-freezing climates, when proper installation methods are followed.



All or select items within this series meet the requirements for these qualifications. For more information, visit daltile.com.

INSTALLATION

Dry Laying on Grass:	The gaps between the slabs should be chosen depending on the overall desired aesthetic.
Dry Laying on Gravel:	Gaps of at least 3/16" (5 mm) should be left between slabs, using spacers to set the correct width. Joint may be left empty or filled with fine sand, polymeric sand specifically formulated for porcelain tile or small, clean aggregate, depending on the joint width and desired aesthetic.
Dry Laying on Sand:	The gaps between the slabs should be chosen depending on the overall desired aesthetic.
Laying on Screed with Adhesive:	Slabs must be laid with open joints of variable width of no less than 3/16" (5 mm).
Raised Pavings:	Pedestal contains correct tile spacers for application.

SHADE VARIATION



PERFORMANCE CHARACTERISTICS

	ASTM#	Paver Result
Water Absorption	C373	< 0.5%
Breaking Strength	C648	> 1000 lbs
Scratch Hardness	MOHS	8.0
Chemical Resistance	C650	Resistant
Abrasion Resistance	C1027	N/A

For additional information on test results, visit us at: daltile.com/information/TestResults.

NOTES

Since there are variations in all fired ceramic and natural products, tile and trim supplied for your particular installation may not match samples. Final confirmation should be made from actual tiles and trim prior to installation. Manufactured in accordance with ANSI A137.1 standards.

Not for use on ramps. Water, oil, grease, improper drainage and certain footwear can create slippery conditions. Floor applications expected to be exposed to these conditions require extra caution in product selection.

For additional information refer to "Factors to Consider" at: daltile.com/Factors,

To achieve optimal results, all tile should be selected from multiple cartons and shading and graphic arrangement planned prior to installation.

Special consideration needs to be given when installing tiles greater than 15 inches. Please refer to daltile.com/LargeTiles.

Special care should be taken when grouting with dark pigmented colors. A grout release is recommended to prevent finely powdered pigments from lodging in the pores of the surface. Use of a latex modified thin-set is recommended for installation.



7834 C.F. Hawn Freeway,
Dallas, Texas 75217 | 1.800.933.TILE

To view the complete collection of Daltile® products and information, visit our website at daltile.com.



IMAGINE WHAT'S POSSIBLE™

©2023 Daltile (9/23)