

STONE LOOK

# XTERIORS™

ALL-WEATHER SOLUTIONS FOR EXTERIOR STYLE

BY  daltile®

DIGNITARY™

COLORBODY™ PORCELAIN PAVERS

TREAD™

PORCELAIN PAVERS

# DIGNITARY™

COLORBODY™ PORCELAIN PAVERS

## Ageless Innovation

The imaginative Dignitary Series provides depth on surfaces as it replicates French limestone embedded with fossil layers and natural veins. Beautiful as it is strong, this outstanding ColorBody™ porcelain 2CM paver tile is equally suited to traditional or contemporary styles, bringing ageless dimension to any outdoor application. An array of colors in a single, easy-to-pair large-format size and a coordinating mosaic.

- REIMAGINING A CLASSIC
  - Small fossils and veining replicate the look of French limestone that has stood the test of time
  - Three rich neutral colors appeal to contemporary tastes
  - 2CM thick tile available in 24 x 24 size
- AGELESS BEAUTY ANYWHERE
  - Random variations provide the ability to accommodate any outdoor design
  - Large-format size plus an available abstract mosaic provide dimensional depth

### STONE LOOK

### USAGE



FLOOR



WALL



COUNTERTOP



SHOWER FLOOR



EXTERIOR FLOOR



STEPWISE™



TRU-EDGE™



MADE IN THE U.S.A.



LARGE FORMAT



MOSAIC/DECO



ENCAUSTIC



TERRAZZO



PAVER



CUSTOMIZE



FLEXFIT™



PC  
COLORBODY  
PORCELAIN

LOW HIGH

SEE CHARTS FOR FULL PRODUCT DETAILS

SPECIAL FEATURES

Cover photo features Dignitary™ Superior Taupe pavers.  
Above photo features Dignitary™ Superior Taupe pavers.

SIZES:



FINISHES: TEXTURED

COLOR PALETTE



LUMINARY  
WHITE



NOTABLE  
BEIGE



SUPERIOR  
TAUPE



LUMINARY WHITE DR07



NOTABLE BEIGE DR09



SUPERIOR TAUPE DR08



SLIP RESISTANT



WATERPROOF



STAINPROOF



DENTPROOF



SCRATCH-RESISTANT



FIRE-RESISTANT




INDOOR/OUTDOOR








SIMPLICLEAN™

**SIZES**

			Thickness	Sq. Ft./ Carton	Pieces/ Carton
	24 x 24 Paver Tile	(23-3/8" x 23-3/8") (59.44 cm x 59.44 cm)	13/16" (2cm)	7.60	2

**TRIM†**

	Type	Notes
	Rectified Step Nose	
	Coping	
	Rectified Gutter	† Trim items available in many sizes and colors. Consult with your sales representative and/or design team for specifics.
	Rectified Grid	
	Rectified L-Kerb	

**APPLICATIONS**

	Target DCOF wet	Suitable
Dry & Level – Interior Floor	N/A	✓
Wet & Level – Interior Floor	≥ 0.42	✓
Shower Floors (Residential or Light Commercial)	≥ 0.42	
Exterior Floor Applications (including patios, pool decking & other wet areas with minimal footwear)	≥ 0.60	✓
Ramps & Inclines	≥ 0.65	
Walls/Backsplashes	N/A	✓
Countertops	N/A	✓
Pool Linings	N/A	

A DCOF value of ≥0.42 is the standard for tiles specified for level interior spaces expected to be walked upon when wet, as stated in ANSI A137.1-A326.3. For more information about DCOF and the DCOF AcuTest™, visit [daltille.com/DCOF](http://daltille.com/DCOF).

**APPLICATION NOTES:**

Suitable for exterior applications (provided it is noted as suitable in the applications chart above) in freezing and non-freezing climates, when proper installation methods are followed.

**INSTALLATION**

<b>Dry Laying on Grass:</b>	The gaps between the slabs should be chosen depending on the overall desired aesthetic.
<b>Dry Laying on Gravel:</b>	Gaps of at least 3/16" (4 mm) should be left between slabs, using spacers to set the correct width. Joint may be left empty or filled with fine sand, polymeric sand specifically formulated for porcelain tile or small, clean aggregate, depending on the joint width and desired aesthetic.
<b>Dry Laying on Sand:</b>	The gaps between the slabs should be chosen depending on the overall desired aesthetic.
<b>Laying on Screed with Adhesive:</b>	Slabs must be laid with open joints of variable width of no less than 3/16" (5 mm).
<b>Raised Pavings:</b>	Pedestal contains correct tile spacers for application.

**SHADE VARIATION**

DR07, DR08, DR09  Random (V4) - Considerable Variation from Tile to Tile

**PERFORMANCE CHARACTERISTICS**

	ASTM#	Paver Result
Water Absorption	C373	< 0.5%
Breaking Strength	C648	> 1000 lbs
Scratch Hardness	MOHS	8.0
Chemical Resistance	C650	Resistant
Abrasion Resistance	C1027	N/A

For additional information on test results, visit us at: [daltille.com/information/TestResults](http://daltille.com/information/TestResults).

**NOTES**

Since there are variations in all fired ceramic and natural products, tile and trim supplied for your particular installation may not match samples. Final confirmation should be made from actual tiles and trim prior to installation. Manufactured in accordance with ANSI A137.1 standards.

For additional information refer to "Factors to Consider" at: [daltille.com/Factors](http://daltille.com/Factors).

Random visuals enhance the natural beauty of this product. To achieve optimal results, all tile should be selected from multiple cartons and shading and graphic arrangement planned prior to installation.

 **PRE-CONSUMER RECYCLED MATERIALS**

All or select items within this series meet the requirements for these qualifications. For more information, visit [daltille.com](http://daltille.com).

