

WOOD LOOK

# XTERIORS™

ALL-WEATHER SOLUTIONS FOR EXTERIOR STYLE

BY  daltile

COMMISSARY™  
COLORBODY™ PORCELAIN PAVERS

TREAD™  
PORCELAIN PAVERS

# COMMISSARY™

COLORBODY™ PORCELAIN PAVERS

## Rustic Elegance

With wood-look porcelain pavers from Daltile, you can combine style and performance with unsurpassed durability. Daltile's TREAD™ collection of pavers offers Commissary™ which brings the beauty of the finest natural looking wood to your outdoor living environment. As rich and natural as the inspiration from which it was created, our outdoor pavers offer design solutions with character, strength and a sophisticated contemporary appeal for any project.

### WOOD LOOK

### USAGE



SEE CHARTS FOR  
FULL PRODUCT  
DETAILS.

### SPECIAL FEATURES



Cover photo features Regent Honey 2cm pavers on the ground.  
Above photo features Deputy Grey 2cm pavers on the deck.

SIZES:

16 x 48  
Paver Tile

FINISHES: TEXTURED

COLORBODY™ PORCELAIN PAVERS



DEPUTY GREY CS30



REGENT HONEY CS34



PROXY GREY CS31



COMMANDER BEIGE CS32



BUREAU BROWN CS33



SLIP RESISTANT



WATERPROOF



STAINPROOF



DENTPROOF



SCRATCH-RESISTANT



FIRE-RESISTANT





INDOOR/OUTDOOR




SIMPLICLEAN™

SIZES

			Thickness	Finish
	16 x 48 Paver Tile	15-9/16" x 47" (39.60 cm x 119.50 cm)	13/16" (2cm)	

 Textured Finish

TRIM†

	Type
	Step Nose Tile
	Coping Tile

† Trim items available in many sizes and colors. Consult with your sales representative and/or design team for specifics.

APPLICATIONS

	Target DCOF wet	Suitable
Dry & Level – Interior Floor	N/A	✓
Wet & Level – Interior Floor	≥ 0.42	✓
Shower Floors – Standard Center Drain	≥ 0.42	
Shower Floors – Linear Drain	≥ 0.42 (Mosaic) ≥ 0.60 (Floor)	
Exterior Floor Applications (including patios, pool decking & other wet areas with minimal footwear)	≥ 0.60	✓
Ramps & Inclines	≥ 0.65	
Walls/Backsplashes	N/A	✓
Countertops	N/A	✓
Pool Linings	N/A	

A DCOF value of ≥0.42 is the standard for tiles specified for level interior spaces expected to be walked upon when wet, as stated in ANSI A137.1-A326.3. For more information about DCOF and the DCOF AcuTest™, visit [daltille.com/DCOF](https://daltille.com/DCOF).

APPLICATION NOTES:

Suitable for exterior applications (provided it is noted as suitable in the applications chart above) in freezing and non-freezing climates, when proper installation methods are followed.




 PRE-CONSUMER RECYCLED MATERIALS

All or select items within this series meet the requirements for these qualifications. For more information, visit [daltille.com](https://daltille.com).

INSTALLATION

<b>Dry Laying on Grass:</b>	The gaps between the slabs should be chosen depending on the overall desired aesthetic.
<b>Dry Laying on Gravel:</b>	Gaps of at least 3/16" (5 mm) should be left between slabs, using spacers to set the correct width. Joint may be left empty or filled with fine sand, polymeric sand specifically formulated for porcelain tile or small, clean aggregate, depending on the joint width and desired aesthetic.
<b>Dry Laying on Sand:</b>	The gaps between the slabs should be chosen depending on the overall desired aesthetic.
<b>Laying on Screed with Adhesive:</b>	Slabs must be laid with open joints of variable width of no less than 3/16" (5 mm).
<b>Raised Pavings:</b>	Pedestal contains correct tile spacers for application.

SHADE VARIATION

CS30, CS34		Medium (V2)
CS32		High (V3)
CS31, CS33		Random (V4)

PERFORMANCE CHARACTERISTICS

	ASTM#	Paver Result
Water Absorption	C373	< 0.5%
Breaking Strength	C1505	≥ 2000 lbf
Scratch Hardness	C1895	8.0
Chemical Resistance	C650	Resistant
Abrasion Resistance	C1027	N/A

For additional information on test results, visit us at: [daltille.com/information/TestResults](https://daltille.com/information/TestResults).

DURABILITY

Floor Surface Wear Resistance			
1	Residential Bathrooms	3	All Residential / Light Commercial
2	All Residential Areas	④	All Residential / Commercial

NOTES

Since there are variations in all fired ceramic and natural products, tile and trim supplied for your particular installation may not match samples. Final confirmation should be made from actual tiles and trim prior to installation. Manufactured in accordance with ANSI A137.3 standards.

Not for use on ramps. Water, oil, grease, improper drainage and certain footwear can create slippery conditions. Floor applications expected to be exposed to these conditions require extra caution in product selection.

For additional information refer to "Factors to Consider" at: [daltille.com/Factors](https://daltille.com/Factors).

To achieve optimal results, all tile should be selected from multiple cartons and shading and graphic arrangement planned prior to installation.

Special consideration needs to be given when installing tiles greater than 15 inches. Please refer to [daltille.com/LargeTiles](https://daltille.com/LargeTiles).

Special care should be taken when grouting with dark pigmented colors. A grout release is recommended to prevent finely powdered pigments from lodging in the pores of the surface. Use of a latex modified thin-set is recommended for installation.