

MARBLE LOOK

# XTERIORS™

ALL-WEATHER SOLUTIONS FOR EXTERIOR STYLE

BY  daltile



ARTSY™

COLORBODY™ PORCELAIN WITH STEPWISE™ TECHNOLOGY

TREAD™  
PORCELAIN PAVERS



# ARTSY™

COLORBODY™ PORCELAIN WITH STEPWISE™ TECHNOLOGY

Artsy™ breaks the mold with an elegant marble paver that allows the luxurious look of marble to extend beyond the interior. Create uninterrupted flow from interiors to exteriors—perfect for modern open-concept living or commercial spaces that embrace the outdoors.

## STONE LOOK

## USAGE



## SPECIAL FEATURES

NOT APPLICABLE  
FOR ALL PRODUCTS  
IN THIS SERIES. SEE  
CHARTS FOR FULL  
PRODUCT DETAILS.



Cover and above photos feature Studio Carrara, 24 x 24 2cm Paver on the floor.

MARBLE LOOK

ARTSY™

COLORBODY™ PORCELAIN WITH STEPWISE™ TECHNOLOGY

SIZES:



24 x 24  
Paver Tile

FINISHES: TEXTURED

## COLORBODY™ PORCELAIN PAVERS



EDITORIAL VOLAKAS AT30



STUDIO CARRARA AT31

**50% MORE**  
SLIP RESISTANT  
THAN ORDINARY TILE\*

\*When compared to tile meeting ANSI standards.



WATERPROOF



STAINPROOF



DENTPROOF



SCRATCH-RESISTANT



FIRE-RESISTANT\*



INDOOR/OUTDOOR






SIMPLICLEAN™

VISIT THE WHY TILE PAGE AT [WWW.DAL TILE.COM](http://WWW.DAL TILE.COM) FOR A COMPLETE LIST OF QUALIFICATIONS AND EXCLUSIONS.





SIZES

			Thickness	Finish	Made in U.S.A.
	24 x 24 Paver Tile	23-3/8" x 23-3/8" (59.44 cm x 59.44 cm)	13/16" (2cm)		

 Textured Finish

TRIM†

	Type
	Step Nose Tile
	Coping Tile

† Trim items available in many sizes and colors. Consult with your sales representative and/or design team for specifics.

APPLICATIONS

	Target DCOF wet	Suitable
Dry & Level – Interior Floor	N/A	✓
Wet & Level – Interior Floor	≥ 0.42	✓
Shower Floors – Standard Center Drain	≥ 0.42	
Shower Floors – Linear Drain	≥ 0.42 (Mosaic) ≥ 0.60 (Floor)	
Exterior Floor Applications (including patios, pool decking & other wet areas with minimal footwear)	≥ 0.60	✓
Ramps & Inclines	≥ 0.65	
Walls/Backsplashes	N/A	✓
Countertops	N/A	✓
Pool Linings	N/A	

A DCOF value of ≥0.42 is the standard for tiles specified for level interior spaces expected to be walked upon when wet, as stated in ANSI A137.1-A326.3. For more information about DCOF and the DCOF AcuTest®, visit [daltille.com/DCOF](https://daltille.com/DCOF).

APPLICATION NOTES:

Suitable for exterior applications (provided it is noted as suitable in the applications chart above) in freezing and non-freezing climates, when proper installation methods are followed.



All or select items within this series meet the requirements for these qualifications. For more information, visit [daltille.com](https://daltille.com).

INSTALLATION

<b>Dry Laying on Grass:</b>	The gaps between the slabs should be chosen depending on the overall desired aesthetic.
<b>Dry Laying on Gravel:</b>	Gaps of at least 3/16" (5 mm) should be left between slabs, using spacers to set the correct width. Joint may be left empty or filled with fine sand, polymeric sand specifically formulated for porcelain tile or small, clean aggregate, depending on the joint width and desired aesthetic.
<b>Dry Laying on Sand:</b>	The gaps between the slabs should be chosen depending on the overall desired aesthetic.
<b>Laying on Screed with Adhesive:</b>	Slabs must be laid with open joints of variable width of no less than 3/16" (5 mm).
<b>Raised Pavings:</b>	Pedestal contains correct tile spacers for application.

SHADE VARIATION



PERFORMANCE CHARACTERISTICS

	ASTM#	Paver Result
Water Absorption	C373	< 0.5%
Breaking Strength	C1505	≥ 2000 lbf
Scratch Hardness	C1895	8.0
Chemical Resistance	C650	Resistant
Abrasion Resistance	C1027	N/A

For additional information on test results, visit us at: [daltille.com/information/TestResults](https://daltille.com/information/TestResults).

DURABILITY

Floor Surface Wear Resistance			
1	Residential Bathrooms	3	All Residential / Light Commercial
2	All Residential Areas	④	All Residential / Commercial

NOTES

Since there are variations in all fired ceramic and natural products, tile and trim supplied for your particular installation may not match samples. Final confirmation should be made from actual tiles and trim prior to installation. Manufactured in accordance with ANSI A137.3 standards.

Not for use on ramps. Water, oil, grease, improper drainage and certain footwear can create slippery conditions. Floor applications expected to be exposed to these conditions require extra caution in product selection.

For additional information refer to "Factors to Consider" at: [daltille.com/Factors](https://daltille.com/Factors),

To achieve optimal results, all tile should be selected from multiple cartons and shading and graphic arrangement planned prior to installation.

Special consideration needs to be given when installing tiles greater than 15 inches. Please refer to [daltille.com/LargeTiles](https://daltille.com/LargeTiles).

Special care should be taken when grouting with dark pigmented colors. A grout release is recommended to prevent finely powdered pigments from lodging in the pores of the surface. Use of a latex modified thin-set is recommended for installation.