



STONE LOOK

RHETORIC™

GLAZED PORCELAIN FLOOR & GLAZED CERAMIC WALL

RHETORIC™

GLAZED PORCELAIN FLOOR & GLAZED CERAMIC WALL

Impressive Style

Master the art of persuasive design with Rhetoric™. The soft look of aged limestone will add a calming, warm feeling and will leave a lasting impression. Rhetoric™ is designed to have an impressive effect in any space.

- CONTEMPORARY COLLECTION
 - Neutral color palette with white and grey selections
 - 8 x 24 wall tile is available in flat and linear textures
 - Made in the USA



Cover photo features Rhetoric™ Eloquent Grey 12 x 24 on the floor, Lavalieri™ Chain Link Mosaic on the walls & ONE Quartz Surfaces® Carrara Cabezio on the countertops. Above photo features Rhetoric™ Eloquent Grey 12 x 24

STONE
LOOK

USAGE



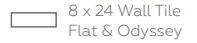
SPECIAL FEATURES

SEE CHARTS FOR FULL
PRODUCT DETAILS

SIZES:



12 x 24
Floor Tile



8 x 24 Wall Tile
Flat & Odyssey

FINISHES: MATTE

COLOR PALETTE



ARISTOTLE WHITE



ELOQUENT GREY



COMPOSITION GREY

GLAZED PORCELAIN FLOOR TILE



ARISTOTLE WHITE RT05*




ELOQUENT GREY RT07



COMPOSITION GREY RT08

GLAZED CERAMIC WALL TILE - ODYSSEY



ARISTOTLE WHITE RT05




ELOQUENT GREY RT07



COMPOSITION GREY RT08


GLAZED CERAMIC WALL TILE - FLAT



ARISTOTLE WHITE RT05



ELOQUENT GREY RT07



COMPOSITION GREY RT08

* Microban is available in RT05 and RT07 floor tile only.



SLIP RESISTANT



WATERPROOF



STAINPROOF



DENTPROOF



SCRATCH-RESISTANT



FIRE-RESISTANT



CLIMATEPRO™





SIMPLICLEAN™

RHETORIC™

GLAZED PORCELAIN FLOOR & GLAZED CERAMIC WALL

STONE LOOK

SIZES

			Thickness	Sq. Ft./ Carton	Pieces/ Carton
	12 x 24* Floor Tile	(11-7/8" x 23-5/8") (30.23 cm x 60.12 cm)	5/16"	17.60	9
	8 x 24** Wall Tile Flat & Odyssey	(8" x 24") (20.34 cm x 61.03 cm)	3/8"	12.80	10

* Available with Microban in RT05 and RT07.

** Glazed Ceramic & TRU-EDGE™ applies to wall tile only.

APPLICATIONS

	Target DCOF wet	Suitable
Dry & Level – Interior Floor	N/A	✓*
Wet & Level – Interior Floor	≥ 0.42	✓*
Shower Floors - Standard Center Drain (Residential or Light Commercial)	≥ 0.42	
Shower Floor – Linear Drain	≥ 0.60	
Exterior Floor Applications (including patios, pool decking & other wet areas with minimal footwear)	≥ 0.60	
Ramps & Inclines	≥ 0.65	
Walls/Backsplashes	N/A	✓
Countertops	N/A	✓*
Pool Linings	N/A	

A DCOF value of ≥0.42 is the standard for tiles specified for level interior spaces expected to be walked upon when wet, as stated in ANSI A137.1-A326.3. For more information about DCOF and the DCOF AcuTest™, visit daltile.com/DCOF.

APPLICATION NOTES:

Floor tile suitable for exterior applications (provided it is noted as suitable in the applications chart above) in freezing and non-freezing climates, when proper installation methods are followed.

Wall tile suitable for exterior applications (provided it is noted as suitable in the applications chart above) in non-freezing climates, when proper installation methods are followed.



* Floor tile only.

DURABILITY

Floor Surface Wear Resistance

1 Residential Bathrooms	3 All Residential / Light Commercial
2 All Residential Areas	④ All Residential / Commercial

TRIM

	Type	Number	Size	Pieces per Carton
	Floor Bullnose	P43C9	3 x 12	30
	12" Jolly	S1/212J	1/2 x 11-15/16	12

INSTALLATION

Grout Joint Recommendation

Shade Variation

Floor: 3/16" (Overlap should not exceed 33% when installing tile with a length 15" or greater in a staggered brick-joint pattern.)



Wall: 1/16" (1/8" when rectangular size is installed in a staggered brick-joint pattern; overlap should not exceed 33%.)

PERFORMANCE CHARACTERISTICS

	ASTM#	Floor Result	Wall Result
Water Absorption	C373	< 0.5%	< 20.0%
Breaking Strength	C648	> 275 lbs	120-230 lbs
Scratch Hardness	MOHS	8.0	4.0-6.0
Chemical Resistance	C650	Resistant	Resistant

For additional information on test results, visit us at: daltile.com/information/TestResults.

NOTES

Since there are variations in all fired ceramic and natural products, tile and trim supplied for your particular installation may not match samples. Final confirmation should be made from actual tiles and trim prior to installation. Manufactured in accordance with ANSI A137.1 standards.

Not for use on ramps. Water, oil, grease, improper drainage and certain footwear can create slippery conditions. Floor applications expected to be exposed to these conditions require extra caution in product selection.

For additional information refer to "Factors to Consider" at: daltile.com/Factors.

To achieve optimal results, all tile should be selected from multiple cartons and shading and graphic arrangement planned prior to installation.

Special consideration needs to be given when installing tiles greater than 15 inches. Please refer to daltile.com/LargeTiles for more information.

Use of a latex modified thin-set is recommended for installation. For more information, visit daltile.com.



POST-CONSUMER
RECYCLED MATERIALS



PRE-CONSUMER
RECYCLED MATERIALS



MADE IN THE U.S.A.



REVEAL IMAGING®

All or select items within this series meet the requirements for these qualifications. For more product information, visit daltile.com.



ZEROTOX
Healthy Homes | Healthy Planet

7834 C.F. Hawn Freeway,
Dallas, Texas 75217 | 1.800.933.TILE

To view the complete collection of
Daltile® products and information,
visit our website at daltile.com.

daltile
IMAGINE WHAT'S POSSIBLE™
©2024 Daltile (02/24)