



WALL

REMEDY™
GLAZED PORCELAIN WALL TILE



 daltile®
IMAGINE WHAT'S POSSIBLE™

REMEDY™

GLAZED PORCELAIN WALL TILE

Bring depth, shine, and character to your space with Remedy™, a stunning handcrafted tile series that radiates artisanal charm. Featuring a rich, high-gloss glaze and visible variation from tile to tile, Remedy captures the imperfect beauty of hand-touched design. Its luminous surface plays with light, making it ideal for backsplashes, feature walls, and refined commercial applications. With its layered finish and expressive movement, Remedy transforms ordinary walls into elegant, eye-catching statements.



Cover photo features Aura 2-1/4 x 9-1/2 on the wall.
Above photo features Remedy™ Herbal, 2-1/4 x 9-1/2 on the wall and Chord™ Canon Grey 12 x 24 on the floor.

WALL

USAGE



FLOOR



WALL



COUNTERTOP



SHOWER FLOOR



EXTERIOR FLOOR



STEPWISE™



TRU-EDGE™



REVEAL SYNC3D™



MADE IN THE U.S.A.



LARGE FORMAT



MOSAIC/DECO



ENCAUSTIC



TERRAZZO



PAVER



CUSTOMIZE



PG
GLAZED PORCELAIN

LOW HIGH

SPECIAL FEATURES

SEE CHARTS FOR FULL PRODUCT DETAILS.

SIZES:



2 x 10 Hand
Crafted Wall Tile



2 x 10
Fluted Wall Tile

FINISHES: GLOSSY


HAND CRAFTED WALL TILE



ELIXIR RD20




TONIC RD26



VITALITY RD29



HERBAL RD21



OASIS RD28



HYDRO RD22




ZEN RD23



ANTIDOTE RD24



AURA RD27



ALCHEMY RD25


FLUTED WALL TILE



ELIXIR RD20



TONIC RD26




VITALITY RD29



HERBAL RD21




OASIS RD28



HYDRO RD22



ZEN RD23



ANTIDOTE RD24



AURA RD27



ALCHEMY RD25



WATERPROOF



STAINPROOF



DENTPROOF



FIRE-RESISTANT



CLIMATEPRO™









SIMPLICLEAN™


REMEDY™

GLAZED PORCELAIN WALL TILE

WALL

SIZES

			Thickness	Finish	Made in U.S.A.
	2 x 10 Hand Crafted Wall Tile	2-1/4" x 9-1/2" (5.71 cm x 24.13 cm)	3/8"		
	2 x 10 Fluted Wall Tile	2-1/4" x 9-1/2" (5.71 cm x 24.13 cm)	1/2"		

 Glossy Finish

APPLICATIONS



	Target DCOF wet	Suitable
Dry & Level – Interior Floor	N/A	
Wet & Level – Interior Floor	≥ 0.42	
Shower Floors – Standard Center Drain	≥ 0.42	
Shower Floors – Linear Drain	≥ 0.42 (Mosaic) ≥ 0.60 (Floor)	
Exterior Floor Applications (including patios, pool decking & other wet areas with minimal footwear)	≥ 0.60	
Ramps & Inclines	≥ 0.65	
Walls/Backsplashes	N/A	✓
Countertops	N/A	
Pool Linings	N/A	✓

A DCOF value of ≥0.42 is the standard for tiles specified for level interior spaces expected to be walked upon when wet, as stated in ANSI A1371-A326.3. For more information about DCOF and the DCOF AcuTest™, visit daltile.com/DCOF.

APPLICATION NOTES:

Wall tile suitable for exterior applications (provided it is noted as suitable in the applications chart above) in freezing and non-freezing climates, when proper installation methods are followed.

INSTALLATION

Grout Joint Recommendation	Shade Variation
1/8" (When rectangular size is installed in a staggered brick-joint pattern, overlap should not exceed 33%.)	 High (V3) RD20, RD25 RD26, RD27, RD28 & RD29  Random (V4) RD21, RD22, RD23 & RD24

PERFORMANCE CHARACTERISTICS

	ASTM#	Result
Water Absorption	C373	< 0.5%
Breaking Strength	C648	> 275 lbf
Scratch Hardness	C1895	70
Chemical Resistance	C650	Resistant

For additional information on test results, visit us at: daltile.com/information/TestResults.

NOTES

Since there are variations in all fired ceramic and natural products, tile and trim supplied for your particular installation may not match samples. Final confirmation should be made from actual tiles and trim prior to installation. Manufactured in accordance with ANSI A137.1 standards.

For additional information refer to "Factors to Consider" at: daltile.com/Factors.

Random visuals enhance the natural beauty of this product. To achieve optimal results, all tile should be selected from multiple cartons and shading and graphic arrangement planned prior to installation.

Use of a latex modified thin-set is recommended for installation. For more information, visit daltile.com.



All or select items within this series meet the requirements for these qualifications. For more information, visit daltile.com.



7834 C.F. Hawn Freeway,
Dallas, Texas 75217 | 1.800.933.TILE

To view the complete collection of Daltile® products and information, visit our website at daltile.com.



©2025 Daltile (6/25)