



CONCRETE LOOK

PROTECTION THAT LIVES ON 
REKINDLE™ + MICROBAN®
COLORBODY™ PORCELAIN with MICROBAN® and STEPWISE™ TECHNOLOGY



 **dalTile®**
IMAGINE WHAT'S POSSIBLE™

REKINDLE™ + MICROBAN®

PROTECTION THAT LIVES ON



COLORBODY™ PORCELAIN with MICROBAN® and STEPWISE™ TECHNOLOGY

Step into rustic comfort with Rekindle™, a concrete look inspired by the restoring effects of a peaceful lifestyle. Large formats available in five earthy tones allow for a smooth, neutral look in large spaces. Add shape and dimension with coordinating 2 x 6 herringbone or canvas dot mosaic, each available in all five colors. Rekindle™ features both StepWise™ and Microban® technology, which makes this a perfect choice for outdoor living spaces and offers a lifetime of built in antimicrobial product protection that does not wash off or wear away.



Cover photo features Rekindle™ Terracotta 24 x 24 and Canvas Dot Mosaic matte on the floor.

Photo features Rekindle™ Light Grey 24 x 24 matte on the floor and Medium Grey 2 x 6 herringbone mosaic matte on the wall.

CONCRETE LOOK

USAGE



SPECIAL FEATURES

NOT APPLICABLE FOR ALL PRODUCTS IN THIS SERIES. SEE CHARTS FOR FULL PRODUCT DETAILS.

SIZES:



24 x 48
Floor Tile



24 x 24
Floor Tile



12 x 24
Floor Tile



2 x 6 Herringbone
Mosaic



Canvas Dot
Mosaic

FINISHES: MATTE

COLOR PALETTE



WHITE



BEIGE



LIGHT GREY



MEDIUM GREY



TERRACOTTA

COLORBODY™ PORCELAIN FLOOR TILE



WHITE RK10



BEIGE RK11



LIGHT GREY RK12



MEDIUM GREY RK13



TERRACOTTA RK14

2 x 6 HERRINGBONE MOSAIC



WHITE RK10



BEIGE RK11



LIGHT GREY RK12




MEDIUM GREY RK13



TERRACOTTA RK14

CANVAS DOT MOSAIC



WHITE RK10



BEIGE RK11



LIGHT GREY RK12



MEDIUM GREY RK13



TERRACOTTA RK14

50% MORE
SLIP RESISTANT
THAN ORDINARY TILE*

*When compared to tile meeting ANSI standards.



WATERPROOF



STAINPROOF



DENTPROOF



SCRATCH-RESISTANT



FIRE-RESISTANT*
*Not Applicable to Heat-Mounted
Mosaics








INDOOR/OUTDOOR



SIMPLICLEAN™

VISIT THE WHY TILE PAGE AT WWW.DAL TILE.COM FOR A COMPLETE LIST OF QUALIFICATIONS AND EXCLUSIONS.

SIZES

			Thickness	Sq. Ft./ Carton	Pieces/ Carton
	24 x 48 Floor Tile	(23-3/8" x 46-15/16") (59.44 cm x 119.20 cm)	5/16"	15.26	2
	24 x 24 Floor Tile	(23-3/8" x 23-3/8") (59.44 cm x 59.44 cm)	5/16"	15.20	4
	12 x 24 Floor Tile	(11-5/8" x 23-3/8") (29.56 cm x 59.44 cm)	5/16"	17.02	9
	2 x 6 Herringbone Mosaic (Mesh-mounted)	(9-3/8" x 17-1/2" Sheet) (23.81 cm X 29.21 cm Sheet)	5/16"	7.80	10
	Canvas Dot Mosaic (Mesh-mounted)	(13-1/2" x 13-1/2" Sheet) (34.29 cm x 34.29 cm Sheet)	5/16"	4.85	5

APPLICATIONS

	Target DCOF wet	Suitable
Dry & Level – Interior Floor	N/A	✓
Wet & Level – Interior Floor	≥ 0.42	✓
Shower Floors - Standard Center Drain (Residential or Commercial)	≥ 0.42	✓*
Shower Floors - Linear drain	≥ 0.60	✓**
Exterior Floor Applications (including patios, pool decking & other wet areas with minimal footwear)	≥ 0.60	✓
Ramps & Inclines	≥ 0.65	
Walls/Backsplashes	N/A	✓
Countertops	N/A	✓
Pool Linings	N/A	✓*

A DCOF value of ≥0.42 is the standard for tiles specified for level interior spaces expected to be walked upon when wet, as stated in ANSI A137.1-A326.3. For more information about DCOF and the DCOF AcuTest™, visit daltile.com/DCOF.

APPLICATION NOTES:

Suitable for exterior applications (provided it is noted as suitable in the applications chart above) in freezing and non-freezing climates, when proper installation methods are followed.

* Mosaic tile only.

** 12 x 24 and Mosaic tile only.



All or select items within this series meet the requirements for these qualifications. For more information, visit daltile.com.



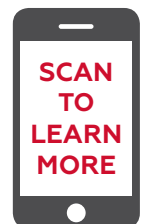
PROTECT AGAINST THE INVISIBLE

DEFEND™ powered by Microban® is a distinct product line of high-performance porcelain antimicrobial floor, wall and mosaic tiles, continuously fighting the growth of up to 99% of bacteria on the surface. The end result is a surface which is consistently protected, 24 hours a day, 7 days a week.




ALL STYLE. NO SLIPS.

Don't tip-toe through life. Step stylishly on non-slip tile that's 50% more slip resistant than ordinary tile. And because it's Daltile, you'll find beautiful natural looks that are waterproof, scratchproof, stainproof and dentproof.



TRIM

Type	Number	Size	Pieces/ Carton
 Bullnose	P43F9	3 x 24	10

INSTALLATION

Grout Joint Recommendation

Shade Variation

Floor: 1/8" (3/16" when multiple sizes are installed in a modular pattern, and/or when installing tile with a length 15" or greater in a staggered brick-joint pattern; overlap should not exceed 33%).



Mosaic: 1/8"

PERFORMANCE CHARACTERISTICS

	ASTM#	Result
Water Absorption	C373	< 0.5%
Breaking Strength	C648	> 275 lbs
Scratch Hardness	MOHS	8.0
Chemical Resistance	C650	Resistant

For additional information on test results, visit us at: daltile.com/information/TestResults.

DURABILITY

Floor Surface Wear Resistance

1 Residential Bathrooms	3 All Residential / Light Commercial
2 All Residential Areas	④ All Residential / Commercial

NOTES

Since there are variations in all fired ceramic and natural products, tile and trim supplied for your particular installation may not match samples. Final confirmation should be made from actual tiles and trim prior to installation. Manufactured in accordance with ANSI A137.1 standards.

Not for use on ramps. Water, oil, grease, improper drainage and certain footwear can create slippery conditions. Floor applications expected to be exposed to these conditions require extra caution in product selection.

For additional information refer to "Factors to Consider" at: daltile.com/Factors.

To achieve optimal results, all tile should be selected from multiple cartons and shading and graphic arrangement planned prior to installation.

Special consideration needs to be given when installing tiles greater than 15 inches. Please refer to daltile.com/LargeTiles for more information.

Special care should be taken when grouting with dark pigmented colors. A grout release is recommended to prevent finely powdered pigments from lodging in the pores of the surface. Use of a latex modified thin-set is recommended for installation.



7834 C.F. Hawn Freeway,
Dallas, Texas 75217 | 1.800.933.TILE

To view the complete collection of Daltile® products and information, visit our website at daltile.com.

