



CONCRETE LOOK

PORTFOLIO™

COLORBODY™ PORCELAIN FLOOR & GLAZED CERAMIC MOSAIC

 daltile®  
IMAGINE WHAT'S POSSIBLE™

# PORTFOLIO™

COLORBODY™ PORCELAIN FLOOR & GLAZED CERAMIC MOSAIC

## New Movement to Minimalism

As popular as the contemporary tone-on-tone look of cement may be, it's even more appealing with the added depth and richness of the Portfolio™ series. An impressive palette of neutral hues creates calm monochromatic effects. The colors and sizes easily combine for customized results. Manufactured in the USA and offered in 24 x 24, 12 x 24, and 6 x 24 floor tile sizes. Portfolio is an incredibly resourceful choice that's bound to be a favorite in any commercial space.

### CONCRETE LOOK

#### USAGE



FLOOR



WALL



COUNTERTOP



SHOWER FLOOR



EXTERIOR FLOOR



STEPWISE™



TRU-EDGE™



MADE IN THE U.S.A.



LARGE FORMAT



MOSAIC/DECO



ENCAUSTIC



TERRAZZO



PAVER



CUSTOMIZE



FLEXFIT™



PC  
COLORBODY PORCELAIN



LOW HIGH



LOW HIGH



LOW HIGH



LOW HIGH

SEE CHARTS FOR FULL PRODUCT DETAILS



Cover photo features Dove Grey 12 x 24 on the floor.  
Above photo features Iron Grey 12 x 24 on the floor.

# PORTFOLIO™

COLORBODY™ PORCELAIN FLOOR & GLAZED CERAMIC MOSAIC

CONCRETE LOOK

## SIZES:



24 x 24  
Floor Tile



12 x 24  
Floor Tile



6 x 24  
Floor Tile



2 x 2  
Mosaic

FINISHES: MATTE

## FLOOR TILE



ICE PF01




WHITE PF02



DOVE GREY PF04



ASH GREY PF05



CREAM PF07



NOCE PF11



CHOCOLATE PF08




FANGO PF03



COTTO PF10



IRON GREY PF06



CHARCOAL PF09



SLIP RESISTANT



WATERPROOF



STAINPROOF



DENTPROOF



SCRATCH-RESISTANT



FIRE-RESISTANT




CLIMATEPRO™



SIMPLICLEAN™

VISIT THE WHY TILE PAGE AT [WWW.DAL TILE.COM](http://WWW.DAL TILE.COM) FOR A COMPLETE LIST OF QUALIFICATIONS AND EXCLUSIONS.

2 x 2 GLAZED CERAMIC MOSAIC




ICE PF01



WHITE PF02




DOVE GREY PF04




ASH GREY PF05




CREAM PF07



NOCE PF11



CHOCOLATE PF08




FANGO PF03



COTTO PF10



IRON GREY PF06



CHARCOAL PF09

# PORTFOLIO™

COLORBODY™ PORCELAIN FLOOR & GLAZED CERAMIC MOSAIC

CONCRETE LOOK

## SIZES

|  |                                 |  | Thickness | Sq. Ft./<br>Carton | Pieces/<br>Carton |
|--|---------------------------------|--|-----------|--------------------|-------------------|
|  | 24 x 24<br>Floor Tile           | (23-3/8" x 23-3/8")<br>(59.44 cm x 59.44 cm)     | 5/16"     | 15.20              | 4                 |
|  | 12 x 24*<br>Floor Tile          | (11-5/8" x 23-3/8")<br>(29.56 cm x 59.44 cm)     | 5/16"     | 17.02              | 9                 |
|  | 6 x 24<br>Floor Tile            | (5-3/4" x 23-3/8")<br>(14.63 cm x 59.44 cm)      | 5/16"     | 10.23              | 11                |
|  | 2 x 2 Mosaic**<br>(Dot-mounted) | (12" x 24" Sheet)<br>(30.48 cm x 60.96 cm Sheet) | 1/4"      | 24.00              | 12                |

\* Available with Microban in PF01 and PF04.

\*\* Glazed Ceramic.

## APPLICATIONS

|  | Target<br>DCOF wet | Suitable |
|--|--------------------|----------|
| Dry & Level – Interior Floor   | N/A                | ✓        |
| Wet & Level – Interior Floor   | ≥ 0.42             | ✓        |
| Shower Floors - Standard Center Drain<br>(Residential or Light Commercial)                                 | ≥ 0.42             | ✓*       |
| Shower Floor – Linear Drain  | ≥ 0.60             |          |
| Exterior Floor Applications<br>(including patios, pool decking & other wet areas with<br>minimal footwear) | ≥ 0.60             |          |
| Ramps & Inclines   | ≥ 0.65             |          |
| Walls/Backsplashes   | N/A                | ✓        |
| Countertops  | N/A                | ✓        |
| Pool Linings   | N/A                | ✓*       |

A DCOF value of ≥0.42 is the standard for tiles specified for level interior spaces expected to be walked upon when wet, as stated in ANSI A137.1-A326.3. For more information about DCOF and the DCOF AcuTest™, visit [daltile.com/DCOF](http://daltile.com/DCOF).

### APPLICATION NOTES:

Floor tile suitable for exterior applications (provided it is noted as suitable in the applications chart above) in freezing and non-freezing climates, when proper installation methods are followed.

Mosaic suitable for exterior applications (provided it is noted as suitable in the applications chart above) in non-freezing climates, when proper installation methods are followed.




\* Mosaic tile only

## PERFORMANCE CHARACTERISTICS

|                     | ASTM# | Floor<br>Result | Mosaic<br>Result |
|---------------------|-------|-----------------|------------------|
| Water Absorption    | C373  | < 0.5%          | < 3.0%           |
| Breaking Strength   | C648  | > 275 lbs       | > 250 lbs        |
| Scratch Hardness    | MOHS  | 8.0             | 8.0              |
| Chemical Resistance | C650  | Resistant       | Resistant        |


For additional information on test results, visit us at: [daltile.com/information/TestResults](http://daltile.com/information/TestResults).

## TRIM

|   | Type                   | Number | Size   | Pieces/<br>Carton |
|---|------------------------|--------|--------|-------------------|
|  | Bullnose               | P43C9  | 3 x 12 | 30                |
|  | Cove Base              | P36C9  | 6 x 12 | 22                |
|  | Cove Base<br>Outcorner | PC36C9 | 1 x 6  | 15                |

Cove base trim is intended to coordinate with floor tile in the standard 90-degree installation position.

## INSTALLATION

| Grout Joint Recommendation   | Shade Variation   |
|--|---|
| <b>Floor:</b> 1/8" (3/16" when multiple sizes are installed in a modular pattern, and/or when installing tile with a length 15" or greater in a staggered brick-joint pattern; overlap should not exceed 33%). |  Medium (V2) |
| <b>Mosaic:</b> 1/8"  |   |

## DURABILITY

### Floor Surface Wear Resistance

|                         |   |                                    |
|-------------------------|---|------------------------------------|
| 1 Residential Bathrooms | 3 | All Residential / Light Commercial |
| 2 All Residential Areas | ④ | All Residential / Commercial       |

## NOTES

Since there are variations in all fired ceramic and natural products, tile and trim supplied for your particular installation may not match samples. Final confirmation should be made from actual tiles and trim prior to installation. Manufactured in accordance with ANSI A137.1 standards.

Not for use on ramps. Water, oil, grease, improper drainage and certain footwear can create slippery conditions. Floor applications expected to be exposed to these conditions require extra caution in product selection.

For additional information refer to "Factors to Consider" at: [daltile.com/Factors](http://daltile.com/Factors).

To achieve optimal results, all tile should be selected from multiple cartons and shading and graphic arrangement planned prior to installation.

Special consideration needs to be given when installing tiles greater than 15 inches. Please refer to [daltile.com/LargeTiles](http://daltile.com/LargeTiles) for more information.

Special care should be taken when grouting with dark pigmented colors. A grout release is recommended to prevent finely powdered pigments from lodging in the pores of the surface. Use of a latex modified thin-set is recommended for installation.

 **POST-CONSUMER RECYCLED MATERIALS**

 **PRE-CONSUMER RECYCLED MATERIALS**

 **REVEAL IMAGING®**

 **MADE IN THE U.S.A.**

All or select items within this series meet the requirements for these qualifications. For more information, visit [daltile.com](http://daltile.com).



**ZEROTOX**  
Healthy Homes | Healthy Planet

7834 C.F. Hawn Freeway,  
Dallas, Texas 75217 | 1.800.933.TILE

To view the complete collection of Daltile® products and information, visit our website at [daltile.com](http://daltile.com).

 **daltile®**  
IMAGINE WHAT'S POSSIBLE™  
©2024 Daltile (02/24)