



TERRAZZO LOOK

POKE™

GLAZED PORCELAIN FLOOR TILE AND GLAZED CERAMIC MOSAIC TILE

 daltile

# POKE™

GLAZED PORCELAIN FLOOR TILE AND GLAZED CERAMIC MOSAIC TILE

Determination and confidence exude with Poke, a large, speckled terrazzo look tile that is well suited to furnish any space with its strong, neutral color palette. This collection was made to complement all design choices from extravagant to minimalistic, and the coordinating mosaic expands on your installation options. With Poke, you get enduring style and long-term performance.

## TERRAZZO LOOK

### USAGE



## SPECIAL FEATURES

IMAGINE WHAT'S POSSIBLE™



WITH DAL TILE DESIGNS

Cover photo features Raven Flecks & Confetti Flecks, 24 x 24 on the floor  
Above photo features Cloud Flecks, 24 x 24 on the floor and niche


NOT APPLICABLE FOR ALL PRODUCTS IN THIS SERIES. SEE CHARTS FOR FULL PRODUCT DETAILS.

SIZES




FINISHES: MATTE


COLOR PALETTE




CLOUD FLECKS



CONFETTI FLECKS




SMOKE FLECKS




RAVEN FLECKS


GLAZED PORCELAIN FLOOR TILE




CLOUD FLECKS PK20



CONFETTI FLECKS PK23




SMOKE FLECKS PK22




RAVEN FLECKS PK24


GLAZED CERAMIC 3 x 3 STRAIGHT-JOINT MOSAIC TILE




CLOUD FLECKS PK20



CONFETTI FLECKS PK23



SMOKE FLECKS PK22



RAVEN FLECKS PK24



SLIP RESISTANT



WATERPROOF



STAINPROOF



DENTPROOF



SCRATCH-RESISTANT



FIRE-RESISTANT









CLIMATEPRO™



SIMPLICLEAN™

## SIZES

			Thickness	Finish	Made in U.S.A.
	24 x 24 Floor Tile	23-13/16" x 23-13/16" (60.48 cm x 60.48 cm)	5/16"	M	
	12 x 24 Floor Tile	11-7/8" x 23-5/8" (30.23 cm x 60.12 cm)	5/16"	M	
	3 x 3 Straight-Joint Mosaic Tile (Dot-Mounted)	12" x 12" Sheet (30.48 cm x 30.48 cm Sheet)	1/4"	M	

Made in the U.S.A. designation is subject to change. Please visit [daltile.com](http://daltile.com) for the most current manufacturing information.

**M** Matte Finish

## APPLICATIONS

	Target DCOF wet	Suitable
Dry & Level – Interior Floor	N/A	✓
Wet & Level – Interior Floor	≥ 0.42	✓
Shower Floors – Standard Center Drain	≥ 0.42	✓*
Shower Floors – Linear Drain	≥ 0.42 (Mosaic) ≥ 0.60 (Floor)	✓*
Exterior Floor Applications (including patios, pool decking & other wet areas with minimal footwear)	≥ 0.60	
Ramps & Inclines	≥ 0.65	
Walls/Backsplashes	N/A	✓
Countertops	N/A	✓
Pool Linings	N/A	✓*

A DCOF value of ≥0.42 is the standard for tiles specified for level interior spaces expected to be walked upon when wet, as stated in ANSI A1371-A326.3. For more information about DCOF and the DCOF AcuTest™, visit [daltile.com/DCOF](http://daltile.com/DCOF).


### APPLICATION NOTES:

Floor tile suitable for exterior applications (provided it is noted as suitable in the applications chart above) in freezing and non-freezing climates, when proper installation methods are followed.

Mosaic tile is suitable for exterior applications (provided it is noted as suitable in the applications chart above) in non-freezing climates, when proper installation methods are followed.

\* Mosaic tile only.

## TRIM

	Type	Number	Size	Finish
	Bullnose	P43F9	3 x 24	M

**M** Matte Finish

## INSTALLATION

Grout Joint Recommendation	Shade Variation
----------------------------	-----------------

**Floor Tile:** 3/16" (Overlap should not exceed 33% when installing tile with a length 15" or greater in a staggered brick-joint pattern.)

 Medium (V2)

**Mosaic Tile:** 1/8"

## PERFORMANCE CHARACTERISTICS

	ASTM#	Floor Result	Mosaic Result
Water Absorption	C373	< 0.5%	< 3.0%
Breaking Strength	C648	> 275 lbf	> 250 lbf
Scratch Hardness	C1895	8.0	4.0 - 8.0
Chemical Resistance	C650	Resistant	Resistant

For additional information on test results, visit us at: [daltile.com/information/TestResults](http://daltile.com/information/TestResults).

## DURABILITY

### Floor Surface Wear Resistance

1 Residential Bathrooms	3	All Residential / Light Commercial
2 All Residential Areas	④	All Residential / Commercial

## NOTES

Since there are variations in all fired ceramic and natural products, tile and trim supplied for your particular installation may not match samples. Final confirmation should be made from actual tiles and trim prior to installation. Manufactured in accordance with ANSI A1371 standards.

Not for use on ramps. Water, oil, grease, improper drainage and certain footwear can create slippery conditions. Floor applications expected to be exposed to these conditions require extra caution in product selection.

For additional information refer to "Factors to Consider" at: [daltile.com/Factors](http://daltile.com/Factors).

To achieve optimal results, all tile should be selected from multiple cartons and shading and graphic arrangement planned prior to installation.

Special consideration needs to be given when installing tiles greater than 15 inches. Please refer to [daltile.com/LargeTiles](http://daltile.com/LargeTiles) for more information.

Use of a latex modified thin-set is recommended for installation. For more information, visit [daltile.com](http://daltile.com).

 PRE-CONSUMER RECYCLED MATERIALS

 POST-CONSUMER RECYCLED MATERIALS

 REVEAL IMAGING®

All or select items within this series meet the requirements for these qualifications. For more information, visit [daltile.com](http://daltile.com).