



MARBLE LOOK

MARBLE ATTACHÉ™ LAVISH

COLORBODY™ PORCELAIN FLOOR & MOSAIC TILE



 **daltile**®
IMAGINE WHAT'S POSSIBLE™

MARBLE ATTACHÉ™ LAVISH

COLORBODY™ PORCELAIN FLOOR & MOSAIC TILE

Live A Lavish Lifestyle

Add luxury to your life with Marble Attaché™ Lavish. This collection will lure you in with its impressive, marble-look color palette and large-format size selections. Fall in love with the extravagant elegance of Marble Attaché™ Lavish.


MARBLE LOOK

USAGE



SPECIAL FEATURES

NOT APPLICABLE FOR ALL PRODUCTS IN THIS SERIES. SEE CHARTS FOR FULL PRODUCT DETAILS.



Cover photo features Marble Attaché™ Lavish Golden Reverie, 32 x 32 on the floor.
Above photo features Marble Attaché™ Lavish Golden Reverie, 2 x 5 Chevron mosaic on the wall.

SIZES:



FINISHES: MATTE | SATIN | POLISHED

COLOR PALETTE




GOLDEN REVERIE



DIAMOND CARRARA



PEARL ARABESQUE



STELLAR GREY

FLOOR TILE



GOLDEN REVERIE MA71



DIAMOND CARRARA MA70



PEARL ARABESQUE MA72




STELLAR GREY MA73

CHEVRON MOSAIC – POLISHED ONLY




GOLDEN REVERIE MA71



DIAMOND CARRARA MA70



PEARL ARABESQUE MA72




STELLAR GREY MA73

DECO TILE – POLISHED ONLY



MODERNA DECO MA74



ENTRANCED DECO MA75



2 x 2 MOSAIC – MATTE ONLY




GOLDEN REVERIE MA71



DIAMOND CARRARA MA70



PEARL ARABESQUE MA72



STELLAR GREY MA73



SLIP RESISTANT
*Applicable to products with Matte and Textured Finishes



WATERPROOF



STAINPROOF



DENTPROOF



SCRATCH-RESISTANT
*Applicable to products with Matte and Textured Finishes



FIRE-RESISTANT
*Not Applicable to Mesh-Mounted Mosaics



CLIMATEPRO™



SIMPLICLEAN™

VISIT THE WHY TILE PAGE AT WWW.DAL TILE.COM FOR A COMPLETE LIST OF QUALIFICATIONS AND EXCLUSIONS.

MARBLE ATTACHÉ™ LAVISH

COLORBODY™ PORCELAIN FLOOR & MOSAIC TILE

MARBLE LOOK

SIZES

			Thickness	Sq. Ft./ Carton	Pieces/ Carton
	24 x 48 Floor Tile	M (23-3/8" x 46-15/16") (59.44 cm x 119.20 cm)	5/16"	15.26	2
		SP (23-3/8" x 47-1/16") (59.50 cm x 119.50 cm)	3/8"	15.50	2
	32 x 32 Floor Tile†	SP (31-3/8" x 31-3/8") (79.80 cm x 79.80 cm)	3/8"	13.70	2
	24 x 24 Floor Tile	M (23-3/8" x 23-3/8") (59.44 cm x 59.44 cm)	5/16"	15.20	4
		SP (23-3/8" x 23-3/8") (59.50 cm x 59.50 cm)	3/8"	11.63	3
	24 x 24 Deco Tile	P (23-3/8" x 23-3/8") (59.50 cm x 59.50 cm)	3/8"	11.63	3
	12 x 24 Floor Tile	M (11-5/8" x 23-3/8") (29.56 cm x 59.44 cm)	5/16"	17.01	9
		SP (11-5/8" x 23-3/8") (29.65 cm x 59.50 cm)	3/8"	9.69	5
	12 x 24 Deco Tile	P (11-5/8" x 23-3/8") (29.65 cm x 59.50 cm)	3/8"	9.69	5
	6 x 24 Floor Tile*	M (5-3/4" x 23-3/8") (14.60 cm x 59.44 cm)	5/16"	10.23	11
	Chevron Mosaic (Mesh-mounted)	P (7" x 14" Sheet) (17.78 cm x 35.56 cm Sheet)	3/8"	5.63	10
	2 x 2 Mosaic (Mesh-mounted)	M (11-3/4" x 11-3/4" Sheet) (29.85 cm x 29.85 cm Sheet)	5/16"	10.00	10

† Available in MA70, MA71, and MA72 only.

* 6 x 24 available in Daltile's Linear Options Program only.

M = Matte finish. **SP** = Satin and Polished finish. **P** = Polished finish.

APPLICATIONS

	Target DCOF wet	Suitable
Dry & Level – Interior Floor	N/A	✓
Wet & Level – Interior Floor	≥ 0.42	✓*
Shower Floors – Standard Center Drain (Residential or Light Commercial)	≥ 0.42	✓**
Shower Floors – Linear Drain	> 0.60	
Exterior Floor Applications, (including patios, pool decking & other wet areas with minimal footwear)	≥ 0.60	
Ramps & Inclines	≥ 0.65	
Walls/Backsplashes	N/A	✓
Countertops	N/A	✓
Pool Linings	N/A	✓***

A DCOF value of ≥0.42 is the standard for tiles specified for level interior spaces expected to be walked upon when wet, as stated in ANSI A137.1-A326.3. For more information about DCOF and the DCOF AcuTest™, visit daltile.com/DCOF.

APPLICATION NOTES:

Suitable for exterior applications (provided it is noted as suitable in the applications chart above) in freezing and non-freezing climates, when proper installation methods are followed.

* Matte finish only.

** 2 x 2 mosaic tile only.

*** Mosaic tile only.



All or select items within this series meet the requirements for these qualifications. For more information, visit daltile.com.



Healthy Homes | Healthy Planet

7834 C.F. Hawn Freeway,
Dallas, Texas 75217 | 1.800.933.TILE

To view the complete collection of
Daltile® products and information,
visit our website at daltile.com.



IMAGINE WHAT'S POSSIBLE™

©2024 Dal-Tile, LLC (3/24)

INSTALLATION

Grout Joint Recommendation **Shade Variation**

Floor: 1/8" (3/16" when multiple sizes are installed in a modular pattern, and/or when installing tile with a length 15" or greater in a staggered brick-joint pattern; overlap should not exceed 33%.)



Mosaic: 1/8"

TRIM

Type	Number	Size	Pieces/ Carton
Floor Bullnose	S43F9	3 x 24	10

Available in Matte, Satin and Polished.

PERFORMANCE CHARACTERISTICS

	ASTM#	Matte Result	Satin Result	Polished Result
Water Absorption	C373	< 0.5%	< 0.5%	< 0.5%
Breaking Strength	C648	> 275 lbs	> 275 lbs	> 275 lbs
Scratch Hardness	MOHS	8.0	6.0	5.0
Chemical Resistance	C650	Resistant	Resistant	Resistant

For additional information on test results, visit us at:
daltile.com/information/TestResults.

DURABILITY

Floor Surface Wear Resistance

1 Residential Bathrooms	③	All Residential / Light Commercial*
2 All Residential Areas	④	All Residential / Commercial**

* Satin and polished finish.

** Matte finish.

NOTES

Since there are variations in all fired ceramic and natural products, tile and trim supplied for your particular installation may not match samples. Final confirmation should be made from actual tiles and trim prior to installation. Manufactured in accordance with ANSI A137.1 standards.

Not for use on ramps. Water, oil, grease, improper drainage and certain footwear can create slippery conditions. Floor applications expected to be exposed to these conditions require extra caution in product selection.

For additional information refer to "Factors to Consider" at:
daltile.com/Factors.

Random visuals enhance the natural beauty of this product. To achieve optimal results, all tile should be selected from multiple cartons and shading and graphic arrangement planned prior to installation.

Special consideration needs to be given when installing tiles greater than 15 inches. Please refer to daltile.com/LargeTiles for more information.

Manufacturer Advisory: All tile is measured by the DCOF AcuTest™ method. Tiles with DCOF values <0.42 are not recommended for use in areas with wet or slippery conditions. For more information, see ANSI standard A137.1 section 6.2.2.1.10, available at www.tileusa.com.

Special care should be taken when grouting with dark pigmented colors. A grout release is recommended to prevent finely powdered pigments from lodging in the pores of the surface. Use of a latex modified thin-set is recommended for installation.