




STONE LOOK

LINDEN POINT™

GLAZED PORCELAIN FLOOR AND GLAZED CERAMIC MOSAIC




 daltile®
IMAGINE WHAT'S POSSIBLE™

LINDEN POINT™

GLAZED PORCELAIN FLOOR AND GLAZED CERAMIC MOSAIC

Modern Restoration

The contemporary look of Linden Point™ emulates a soft linear stone with varying horizontal veining. Its soft texture finish and versatile color palette are offered in the popular 12 x 24 floor tile as well as a 2 x 2 mosaic. Enhance your space with the modern and versatile look of Linden Point.



Cover and above photo features Grigio, 12 x 24 floor tile on the floor.

STONE LOOK

USAGE



SPECIAL FEATURES

NOT APPLICABLE FOR ALL PRODUCTS IN THIS SERIES. SEE CHATS FOR FULL PRODUCT DETAILS.

SIZES:



12 x 24
Floor Tile



2 x 2
Mosaic Tile

FINISHES: MATTE

COLOR PALETTE



BIANCO




BEIGE



GRIGIO

GLAZED PORCELAIN FLOOR TILE



BIANCO LP19



BEIGE LP20



GRIGIO LP21


2 x 2 GLAZED CERAMIC MOSAIC TILE



BIANCO LP19



BEIGE LP20



GRIGIO LP21



SLIP RESISTANT



WATERPROOF



STAINPROOF



DENTPROOF



SCRATCH-RESISTANT



FIRE-RESISTANT



CLIMATEPRO™






SIMPLICLEAN™

LINDEN POINT™

GLAZED PORCELAIN FLOOR AND GLAZED CERAMIC MOSAIC

STONE LOOK

SIZES

			Thickness	Finish	Made in U.S.A.
	12 x 24 Floor Tile	11-7/8" x 23-11/16" (30.23 cm x 60.12 cm)	5/16"	M	
	2 x 2 Mosaic Tile (Dot-mounted)	12" x 24" Sheet (30.48 cm x 60.96 cm Sheet)	1/4"	M	

M Matte Finish

APPLICATIONS

	Target DCOF wet	Suitable
Dry & Level – Interior Floor	N/A	✓
Wet & Level – Interior Floor	≥ 0.42	✓
Shower Floors – Standard Center Drain	≥ 0.42	✓*
Shower Floors – Linear Drain	≥ 0.42 (Mosaic) ≥ 0.60 (Floor)	✓*
Exterior Floor Applications (including patios, pool decking & other wet areas with minimal footwear)	≥ 0.60	
Ramps & Inclines	≥ 0.65	
Walls/Backsplashes	N/A	✓
Countertops	N/A	✓
Pool Linings	N/A	✓*

A DCOF value of ≥0.42 is the standard for tiles specified for level interior spaces expected to be walked upon when wet, as stated in ANSI A137.1-A326.3. For more information about DCOF and the DCOF AcuTest™, visit daltille.com/DCOF.


APPLICATION NOTES:

Floor tile suitable for exterior applications (provided it is noted as suitable in the applications chart above) in freezing and non-freezing climates, when proper installation methods are followed.

Mosaic tile suitable for exterior applications (provided it is noted as suitable in the applications chart above) in non-freezing climates, when proper installation methods are followed.

* Mosaic tile only

TRIM

	Type	Number	Size	Finish
	Bullnose	P43C9	3 x 12	M

M Matte Finish

INSTALLATION

Grout Joint Recommendation	Shade Variation

Floor Tile: 3/16" (Overlap should not exceed 33% when installing tile with a length 15" or greater in a staggered brick-joint pattern.)

 High (V3)

Mosaic Tile: 1/8"

PERFORMANCE CHARACTERISTICS

	ASTM#	Floor Result	Mosaic Result
Water Absorption	C373	< 0.5%	< 3.0%
Breaking Strength	C648	> 275 lbf	> 250 lbf
Scratch Hardness	C1895	7.0	7.0
Chemical Resistance	C650	Resistant	Resistant

For additional information on test results, visit us at: daltille.com/information/TestResults.

DURABILITY

Floor Surface Wear Resistance

1 Residential Bathrooms	3 All Residential / Light Commercial
2 All Residential Areas	④ All Residential / Commercial

NOTES

Since there are variations in all fired ceramic and natural products, tile and trim supplied for your particular installation may not match samples. Final confirmation should be made from actual tiles and trim prior to installation. Manufactured in accordance with ANSI A137.1 standards.

Not for use on ramps. Water, oil, grease, improper drainage and certain footwear can create slippery conditions. Floor applications expected to be exposed to these conditions require extra caution in product selection.

For additional information refer to "Factors to Consider" at: daltille.com/Factors.

To achieve optimal results, all tile should be selected from multiple cartons and shading and graphic arrangement planned prior to installation.

Special consideration needs to be given when installing tiles greater than 15 inches. Please refer to daltille.com/LargeTiles for more information.

Use of a latex modified thin-set is recommended for installation. For more information, visit daltille.com.

 PRE-CONSUMER RECYCLED MATERIALS

 POST-CONSUMER RECYCLED MATERIALS

 REVEAL IMAGING®

All or select items within this series meet the requirements for these qualifications. For more information, visit daltille.com.

CERTIFIED
PORCELAIN
TILE
0.0% or less water absorption



ZEROTOX

7834 C.F. Hawn Freeway,
Dallas, Texas 75217 | 1.800.933.TILE

To view the complete collection of Daltille® products and information, visit our website at daltille.com.

 **daltille**
IMAGINE WHAT'S POSSIBLE™

©2025 Daltille (03/25)