



NATURAL STONE

LIMESTONE

 daltile®  
IMAGINE WHAT'S POSSIBLE™

# LIMESTONE

## The Luxury of Limestone

Commonly formed in marine waters, limestone adds a soft, natural look to any design. The Daltile collection of limestone includes a palette of several neutral and organic tones including light beiges, dark beiges, browns, taupes, grays and whites. The collection incorporates multiple finishes, floor and wall sizes and coordinating mosaics and trim.

### NATURAL STONE

#### USAGE



FLOOR



WALL



COUNTERTOP



SHOWER FLOOR



EXTERIOR FLOOR



STEPWISE™



TRU-EDGE™



MADE IN THE U.S.A.



LARGE FORMAT



MOSAIC/DECO



ENCAUSTIC



TERRAZZO



PAVER



CUSTOMIZE



FLEXFIT™

### SPECIAL FEATURES



NATURAL STONE

LOW HIGH

NOT APPLICABLE FOR ALL PRODUCTS IN THIS SERIES. SEE STONE GUIDE FOR FULL PRODUCT DETAILS.




Cover photo features Limestone Chenille White Hexagon honed 18 x 20-3/4 on the floor.  
Above photo features Limestone Arctic Gray, 12 x 12 on the floor.


FINISHES: POLISHED | HONED | TUMBLED



CREMA EUROPA L221  
12" x 24" & 18" x 18" – Honed



JURASTONE GRAY L712  
12" x 24" – Honed



JURASTONE BEIGE L711  
12" x 24" – Honed

# LIMESTONE

NATURAL STONE

## ARCTIC GRAY L757



ARCTIC GRAY L757  
12" x 24", 18" x 18" & 12" x 12" – Honed



ARCTIC GRAY L757  
3/4" (2 cm) Slab – Honed  
3/4" (2 cm) Slab – Polished



ARCTIC GRAY L757  
3" x 6" – Honed\*



ARCTIC GRAY L757  
3" x 6" – Tumbled\*



ARCTIC GRAY L757  
2" x 2" Mosaic – Tumbled  
(12" x 12" Sheet)



ARCTIC GRAY L757  
1 x 1-7/8" & 3/8" x 3/8" – Dots  
Basketweave Mosaic Polished  
(12-3/4" x 12-3/4" Sheet)



ARCTIC GRAY L757  
2" x 6" Split Face Mosaic  
(12" x 14 Sheet)

## VOLCANIC GRAY L725



VOLCANIC GRAY L725  
12" x 24" – Polished & Honed



VOLCANIC GRAY L725  
Wedge Mosaic – Polished, Bush Hammered & Saw Cut  
(5" x 24" Sheet)




VOLCANIC GRAY L725  
4" x 20" Raked – Raked

\*All sizes are sold separately.

# LIMESTONE

NATURAL STONE

## ADOUR CRÉME L341



ADOUR BLEND L341  
2" Hexagon Mosaic –  
Scraped & Brushed  
(12" x 13" Sheet)

ADOUR CRÉME L341  
12" x 24" & 18" x 18" – Honed


## BLAVET BLANC L340



BLAVET BLANC L340  
12" x 24" & 18" x 18" – Honed



BLAVET BLANC L340  
3" x 6" – Honed\*



BLAVET BLEND L340  
2" Hexagon Mosaic –  
Scraped & Brushed  
(12" x 13" Sheet)



BLAVET BLANC L340  
3" x 6" – Tumbled\*

# LIMESTONE

NATURAL STONE

## CHENILLE WHITE L191



CHENILLE WHITE L191  
12" x 24" & 8" x 36" Vein-cut – Honed\*  
12" x 24" Vein-cut – Polished\*




CHENILLE WHITE L191  
3/4" (2 cm) Vein-cut Slab – Polished



CHENILLE WHITE L191  
18" x 20-3/4" Hexagon – Honed




CHENILLE WHITE L191  
3" x 3" Baroque Mosaic – Polished  
(13-3/8" x 13-3/4" Sheet)



CHENILLE WHITE L191  
1-1/2" x 5/8" Oval Mosaic – Polished  
(12" x 12-1/2" Sheet)



CHENILLE WHITE L191  
2" x 2" Hexagon Mosaic – Honed  
(13" x 12-1/2" Sheet)



CHENILLE WHITE L191  
2" x 3/8" Cladding Mosaic – Polished  
(12" x 13" Sheet)



CHENILLE WHITE/SILVER  
SCREEN DA08  
1" x Random Mosaic – Polished,  
Honed & Sand Blasted  
(12" x 12" Sheet)



CHENILLE WHITE L191  
River Pebble Mosaic – Tumbled  
(1 sq. ft. Sheet)



CHENILLE WHITE L191  
Random Linear Mosaic\*\* – Polished,  
Honed & Scraped



CHENILLE WHITE L191  
6" Hexagon Mosaic – Honed

\*All sizes are sold separately.

\*\* Mosaic can be cut into thirds to create interlocking decorative border.

CORTON SABLE L343



CORTON SABLE L343  
12" x 24" – Lite Honed  
12" x 24" – Tumbled




CORTON SABEL BLEND L343  
2" Hexagon Mosaic – Honed,  
Scraped & Brushed  
(12" x 12-1/2" Sheet)

LAGOS BLUE L983




LAGOS BLUE L983  
18" x 18", 12" x 24" & 12" x 12" – Honed  
12" x 24" – Leather



LAGOS BLUE L983  
3/4" (2 cm) & 1-1/4" (3 cm) – Honed

MOSELLE GRIS L346



MOSELLE GRIS L346  
12" x 24" – Honed



MOSELLE GRIS BLEND L346  
2" Hexagon Mosaic (Mixed Finishes)  
(12" x 12-1/2" Sheet)

SIBERIAN TUNDRA L701




SIBERIAN TUNDRA L701  
6" x 18" – Honed



SIBERIAN TUNDRA L701  
1-1/4" (3 cm) & 3/4" (2 cm) – Polished

SORMONNE BRUN L351



SORMONNE BRUN L351  
12" x 24" – Honed



SORMONNE BRUN BLEND L351  
2" Hexagon Mosaic – Honed, Brushed & Scraped  
(12" x 12-1/2" Sheet)

TOUQUES GRIS L345



TOUQUES GRIS L345  
12" x 24", 18" x 18" & 12" x 12" – Lite Honed




TOUQUES GRIS L345  
12" x 24" – Tumbled




# LIMESTONE

NATURAL STONE


## URBAN BLUESTONE L222



URBAN BLUESTONE L222  
1/2" x 1/2" Mosaic – Polished  
(12" x 12" Sheet)




URBAN BLUESTONE L222  
1-1/2" x 3/4" Basketweave – Honed  
(12" x 12" Sheet)




URBAN BLUESTONE L222  
1-1/2" x 3/4" Oval – Polished  
(11-3/4" x 12" Sheet)




URBAN BLUESTONE L222\*  
5-3/4" x 1/2" Linear – Polished  
(12" x 12" Sheet)



URBAN BLUESTONE L222  
2" x 3" Wedge – Polished  
(12" x 13-3/8" Sheet)



URBAN BLUESTONE L222  
3/8" Random Brick-joint – Split Face  
(11" x 11" Sheet)



URBAN BLUESTONE L222\*  
3/4" x 3/4" High-Low – Split Face  
(12" x 12" Sheet)



URBAN BLUESTONE L222\*  
2" High-Low Random – Polished and Honed  
(12" x 12" Sheet)

\* No grout joint is recommended.  
Not recommended for wet areas.


COORDINATING MOSAICS




FUSION BLANC DA15  
Large Chevron Mosaic – Honed  
(22" x 12" Sheet)




FUSION GRIS DA16  
Large Chevron Mosaic – Honed  
(22" x 12" Sheet)



GRIS ET BLANC DA19  
2 Baroque Mosaic  
Cast Stone & Iridescent Glass  
(13" x 11" Sheet)



BLANC ET BEIGE DA20  
2 Baroque Mosaic  
Cast Stone & Iridescent Glass  
(13" x 11" Sheet)



GRIS ET BLANC DA19  
2 Rain Drop Mosaic  
Cast Stone & Iridescent Glass  
(12" x 14" Sheet)



BLANC ET BEIGE DA20  
2 Rain Drop Mosaic  
Cast Stone & Iridescent Glass  
(12" x 14" Sheet)

NOTES

Natural stone products inherently lack uniformity and are subject to variation in aesthetics (color, shade, finish, etc.) and performance (hardness, strength, slip resistance, etc.). Natural stone products do not meet minimum coefficient of friction thresholds recommended by safety standard setting organizations. No warranties, expressed or implied, relative to merchantability or fitness for a particular purpose are made regarding the natural stone products distributed by Dal-Tile. Check local building codes prior to specification or installation to verify that product technical characteristics comply with required parameters.

The existence and dimensions of a bevel may vary from lot to lot. Be sure to request a sample of the specific lot you are planning to order if the bevel is an important feature of your job.

For additional application and technical information, refer to the "Stone Usage Guide" at [daltile.com/sug](http://daltile.com/sug).