



STONE LOOK

HADDONSTONE™

COLORBODY™ PORCELAIN FLOOR & MOSAIC WITH STEPWISE™
& REVEALSYN3D™ TECHNOLOGY

 daltile®
IMAGINE WHAT'S POSSIBLE™

HADDONSTONE™

COLORBODY™ PORCELAIN FLOOR & MOSAIC WITH STEPWISE™
& REVEALSNC3D™ TECHNOLOGY

Navigate the natural appeal of Haddonstone, a ColorBody™ porcelain series inspired by the organic look of Portland stone. Haddonstone offers two distinct visuals: a refined vein-cut design available in matte and satin finishes and a raw crosscut option that exudes a naturalistic aesthetic. Both visuals are enhanced with RevealSync3D™ technology that synchronizes the graphic and texture for an authentic look and feel. The expansive 24 x 48 size, 2CM paver, and coordinating mosaic tile offer endless indoor and outdoor possibilities with StepWise™ technology.



Cover photo features Haddonstone™ Horizon Crosscut, 12 x 24 on the floor and Panoramic Porcelain Surfaces™ Black Diamond on the table.
Above photo features Haddonstone™ Dawn and Atlas, 24 x 24 in a Diamond Grid pattern on the floor, Panoramic Porcelain Surfaces™ Smoked Geode on the cladding and Pebble Oasis™ Seashell, Pebble Mosaic in the pool.

STONE LOOK

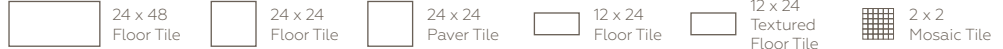
USAGE



SPECIAL FEATURES

NOT APPLICABLE FOR ALL PRODUCTS IN THIS SERIES. SEE CHARTS FOR FULL PRODUCT DETAILS.

SIZES:



FINISHES: MATTE | SATIN | TEXTURED

COLOR PALETTE



PEONY




DAWN



ATLAS



HORIZON



VELVET

FLOOR TILE

CROSSCUT | VEIN-CUT



PEONY HS04



DAWN HS05



ATLAS HS06



HORIZON HS07



VELVET HS08

50% MORE
SLIP RESISTANT
THAN ORDINARY TILE[†]

[†]When compared to tile meeting ANSI standards.



WATERPROOF



STAINPROOF



DENTPROOF



SCRATCH-RESISTANT[†]
[†]Applicable to products with Matte and Textured Finishes



FIRE-RESISTANT[†]
[†]Not Applicable to Mesh-Mounted Mosaics



INDOOR/OUTDOOR



SIMPLICLEAN™

SIZES:



FINISHES: MATTE | SATIN | TEXTURED

12 x 24 RIDGE FLOOR TILE



PEONY HS04




DAWN HS05



ATLAS HS06



HORIZON HS07



VELVET HS08

2 x 2 MOSAIC – CROSSCUT



PEONY HS04




DAWN HS05



ATLAS HS06



HORIZON HS07



VELVET HS08

FLOOR TILE - REVEALSYN3D™ TECHNOLOGY



Luxury you can see and feel! Our RevealSync3D technology available in our 24 x 48 and 12 x 24 Vein-cut satin tiles, perfectly aligns texture with design. Bring the authentic look and feel of natural stone to porcelain tile.

50% MORE SLIP RESISTANT THAN ORDINARY TILE*

*When compared to tile meeting ANSI standards.



WATERPROOF



STAINPROOF



DENTPROOF



SCRATCH-RESISTANT*
*Applicable to products with Matte and Textured Finishes



FIRE-RESISTANT*
*Not Applicable to Mesh-Mounted Mosaics



INDOOR/OUTDOOR



SIMPLICLEAN™

HADDONSTONE™

COLORBODY™ PORCELAIN FLOOR & MOSAIC WITH STEPWISE™ & REVEALSNC3D™ TECHNOLOGY

STONE LOOK

SIZES

			Thickness	Finish	Made in U.S.A.
	24 x 48 Vein-Cut Floor Tile*	23-3/8" x 46-15/16" (59.44 cm x 119.20 cm)	5/16"	M S	
	24 x 48 Crosscut Floor Tile	23-3/8" x 46-15/16" (59.44 cm x 119.20 cm)	5/16"	M	
	24 x 24 Crosscut Floor Tile	23-3/8" x 23-3/8" 59.44 cm x 59.44 cm	5/16"	M	
	24 x 24 Crosscut Paver Tile †	23-3/8" x 23-3/8" (59.44 cm x 59.44 cm)	13/16"	T	
	12 x 24 Vein-Cut Floor Tile*	(11-5/8" x 23-3/8") (29.56 cm x 59.44 cm)	5/16"	M S	
	12 x 24 Ridge Floor Tile*	11-5/8" x 23-3/8" (29.56 cm x 59.44 cm)	5/16"	T	
	12 x 24 Crosscut Floor Tile	11-5/8" x 23-3/8" (29.56 cm x 59.44 cm)	5/16"	M	
	2 x 2 Crosscut Mosaic Tile (Mesh-mounted)	12" x 12" Sheet (30.48 cm x 30.48 cm Sheet)	5/16"	M	

M Matte Finish S Satin Finish T Textured Finish

* StepWise™ Technology applies to all sizes in matte finish only.

† Available in colors HS04, HS05, HS06 only.

APPLICATIONS

	Target DCOF wet	Suitable
Dry & Level – Interior Floor	N/A	✓
Wet & Level – Interior Floor	≥ 0.42	✓*
Shower Floors – Standard Center Drain	≥ 0.42	✓**
Shower Floors – Linear Drain	≥ 0.60	✓†
Exterior Floor Applications (including patios, pool decking & other wet areas with minimal footwear)	≥ 0.60	✓***
Ramps & Inclines	≥ 0.65	
Walls/Backsplashes	N/A	✓
Countertops	N/A	✓
Pool Linings	N/A	✓**

A DCOF value of ≥0.42 is the standard for tiles specified for level interior spaces expected to be walked upon when wet, as stated in ANSI A137.1-A326.3. For more information about DCOF and the DCOF AcuTest™, visit daltille.com/DCOF.

APPLICATION NOTES:

Floor tile and mosaic suitable for exterior applications (provided it is noted as suitable in the applications chart above) in freezing and non-freezing climates, when proper installation methods are followed.

* Matte floor and mosaic tile only.

** Mosaic tile only.

*** Floor, paver, and mosaic tile with StepWise™ Technology only.

† 12 x 24 floor and mosaic tile with StepWise™ Technology only

PRE-CONSUMER RECYCLED MATERIALS

MADE IN THE U.S.A.

All or select items within this series meet the requirements for these qualifications. For more information, visit daltille.com.

CERTIFIED PORCELAIN TILE
0.6% or less water absorption

GREEN BUILDING MEMBER

ZERO TO X

TRIM

	Type	Number	Size	Finish
	Bullnose	P43F9	3 x 24	M
	Cove Base	S36C9	6 x 12	M
	Cove Base Outcorner	SC36C9	1 x 6	M

M Matte Finish NOTE: Available in Crosscut design only.

Cove base trim is intended to coordinate with floor tile in the standard 90-degree installation position. Please refer to the Haddonstone Xteriors Sales Sheet for paver trim options.

INSTALLATION

Grout Joint Recommendation

Shade Variation

Floor Tile: 1/8" (3/16" when multiple sizes are installed in a modular pattern, and/or when installing tile with a length 15" or greater in a staggered brick-joint pattern; overlap should not exceed 33%.)

High (V3)

Mosaic Tile: 1/8"

DURABILITY

Floor Surface Wear Resistance

1 Residential Bathrooms	3 All Residential / Light Commercial
2 All Residential Areas	④ All Residential / Commercial

PERFORMANCE CHARACTERISTICS

	ASTM#	Floor/Mosaic Results	Paver Results
Water Absorption	C373	< 0.5%	< 0.5%
Breaking Strength	C648	> 275 lbf	N/A
	C1505	N/A	≥ 2,000 lbf
Scratch Hardness	C1895	8.0 - Matte 6.0 - Satin	8.0 - Matte
Chemical Resistance	C650	Resistant	Resistant

For additional information on test results, visit us at: daltille.com/information/TestResults.

NOTES

Since there are variations in all fired ceramic and natural products, tile and trim supplied for your particular installation may not match samples. Final confirmation should be made from actual tiles and trim prior to installation. Manufactured in accordance with ANSI A137.1 standards.

Not for use on ramps. Water, oil, grease, improper drainage and certain footwear can create slippery conditions. Floor applications expected to be exposed to these conditions require extra caution in product selection.

For additional information refer to "Factors to Consider" at: daltille.com/Factors.

To achieve optimal results, all tile should be selected from multiple cartons and shading and graphic arrangement planned prior to installation.

Special consideration needs to be given when installing tiles greater than 15 inches. Please refer to daltille.com/LargeTiles for more information.

Manufacturer Advisory: All tile is measured by the DCOF AcuTest™ method. Tiles with DCOF values <0.42 are not recommended for use in areas with wet or slippery conditions. For more information, see ANSI standard A137.1 section 6.2.2.1.10, available at www.tileusa.com.

Special care should be taken when grouting with dark pigmented colors. A grout release is recommended to prevent finely powdered pigments from lodging in the pores of the surface. Use of a latex modified thin-set is recommended for installation.

7834 C.F. Hawn Freeway,
Dallas, Texas 75217 | 1.800.933.TILE

To view the complete collection of Daltille® products and information, visit our website at daltille.com.

daltille®
IMAGINE WHAT'S POSSIBLE™
©2025 Daltille (07/25)