

MOSAIC

USAGE



SEE CHARTS FOR FULL PRODUCT DETAILS

SIZES:




Oval Mosaic
(Mesh Mounted)




Picket Mosaic
(Mesh Mounted)

FINISHES: MATTE | GLOSSY


OVAL MOSAIC




VENETIAN WHITE SE70




SILVER SATIN SE71



PALOMA GRAY SE72




NIGHT SHADE SE73



HARBOR BEIGE SE74


PICKET MOSAIC




VENETIAN WHITE SE70




SILVER SATIN SE71



PALOMA GRAY SE72





NIGHT SHADE SE73



HARBOR BEIGE SE74

SIZES

		Thickness	Sq. Ft./ Carton	Pieces/ Carton
	Oval Mosaic (Mesh Mounted) (11-5/8" x 11-3/4") (29.54 cm x 29.84 cm)	1/4"	10.23	11
	Picket Mosaic (Mesh Mounted) (11-5/8" x 10-11/16") (29.54 cm x 27.15 cm)	1/4"	9.14	11

APPLICATIONS


	Target DCOF wet	Suitable
Dry & Level – Interior Floor	N/A	✓
Wet & Level – Interior Floor	≥ 0.42	
Shower Floors (Residential or Light Commercial)	≥ 0.42	
Exterior Floor Applications (including pool decking & other wet areas with minimal footwear)	≥ 0.60	
Ramps & Inclines	≥ 0.65	
Walls/Backsplashes	N/A	✓
Countertops	N/A	
Pool Linings	N/A	✓

A DCOF value of ≥0.42 is the standard for tiles specified for level interior spaces expected to be walked upon when wet, as stated in ANSI A137.1-A326.3. For more information about DCOF and the DCOF AcuTest™, visit daltille.com/DCOF.

APPLICATION NOTES:

Suitable for exterior applications in freezing and non-freezing climates, when proper installation methods are followed.

INSTALLATION

Grout Joint Recommendation	Shade Variation
Mosaic: 1/8"	 High (V3)

PERFORMANCE CHARACTERISTICS

	ASTM#	Result
Water Absorption	C373	< 0.5%
Breaking Strength	C648	> 250 lbs
Scratch Hardness	MOHS	5.0
Chemical Resistance	C650	Resistant
Abrasion Resistance	C1027	N/A

For additional information on test results, visit us at: daltille.com/information/TestResults.

NOTES

Strong random shading enhances the natural beauty of this product. To achieve optimal results, tile should be selected from multiple cartons and shading arrangement planned prior to installation.

Since there are variations in all glass products, tile and trim supplied for your particular installation may not match these samples. Final color selection should be made from actual tiles and trim and not from tile samples or color reproductions. Manufactured in accordance with ANSI A137.2 standards.

For additional information refer to "Factors to Consider" at daltille.com/Factors.