

CONCRETE LOOK

# EXPOSITION™

COLORBODY™ PORCELAIN FLOOR AND MOSAIC TILE

 daltile®

# EXPOSITION™

COLORBODY™ PORCELAIN FLOOR AND MOSAIC TILE

Lean into contemporary style with Exposition, a concrete look tile in natural, neutral tones, enhanced by a visual of fine pebbling, for a warm and earthy feel. Multiple sizes and textures, including a 2 x 2 mosaic, lend versatility to this minimalist design, for use across a variety of spaces inside and outdoors. Made in the U.S.A., its rectified edges make it the perfect option to coordinate with other Daltile Series. Exposition delivers an authentic look while providing the unmatched quality and durability of our Colorbody™ Porcelain.



Cover and above photo feature Gesso, 12 x 24 on the floor.

## CONCRETE LOOK

### USAGE



### SPECIAL FEATURES

NOT APPLICABLE FOR ALL PRODUCTS IN THIS SERIES. SEE CHARTS FOR FULL PRODUCT DETAILS.

SIZES:



FINISHES: MATTE | TEXTURED

COLOR PALETTE



COLORBODY™ PORCELAIN FLOOR TILE



COLORBODY™ PORCELAIN TEXTURED FLOOR TILE



COLORBODY™ 2 x 2 STRAIGHT-JOINT MOSAIC TILE



SLIP RESISTANT



WATERPROOF



STAINPROOF



DENTPROOF



SCRATCH-RESISTANT



FIRE-RESISTANT\*  
\*Not Applicable to Mesh-Mounted Mosaics



CLIMATEPRO™



SIMPLICLEAN™







VISIT THE WHY TILE PAGE AT [WWW.DAL TILE.COM](http://WWW.DAL TILE.COM) FOR A COMPLETE LIST OF QUALIFICATIONS AND EXCLUSIONS.

# EXPOSITION™

COLORBODY™ PORCELAIN FLOOR AND MOSAIC TILE

CONCRETE LOOK

## SIZES

			Thickness	Finish	Made in U.S.A.
	24 x 24 Floor Tile	23-3/8" x 23-3/8" (59.44 cm x 59.44 cm)	5/16"	M	
	12 x 24 Floor Tile	11-5/8" x 23-3/8" (29.56 cm x 59.44 cm)	5/16"	M T	
	2 x 2 Straight-Joint Mosaic Tile (Mesh-Mounted)	12" x 12" Sheet (30.48 cm x 30.48 Sheet)	5/16"	M	

Made in the U.S.A. designation is subject to change. Please visit [daltile.com](http://daltile.com) for the most current manufacturing information.

**M** Matte Finish **T** Textured Finish

## APPLICATIONS

	Target DCOF wet	Suitable
Dry & Level – Interior Floor	N/A	✓
Wet & Level – Interior Floor	≥ 0.42	✓
Shower Floors – Standard Center Drain	≥ 0.42	✓*
Shower Floors – Linear Drain	≥ 0.42 (Mosaic) ≥ 0.60 (Floor)	✓*
Exterior Floor Applications (including patios, pool decking & other wet areas with minimal footwear)	≥ 0.60	
Ramps & Inclines	≥ 0.65	
Walls/Backsplashes	N/A	✓
Countertops	N/A	✓
Pool Linings	N/A	✓*




A DCOF value of ≥0.42 is the standard for tiles specified for level interior spaces expected to be walked upon when wet, as stated in ANSI A1371-A326.3. For more information about DCOF and the DCOF AcuTest™, visit [daltile.com/DCOF](http://daltile.com/DCOF).

### APPLICATION NOTES:

Suitable for exterior applications (provided it is noted as suitable in the applications chart above) in freezing and non-freezing climates, when proper installation methods are followed.

\* Mosaic tile only.

## TRIM

	Type	Number	Size	Finish
	Bullnose	P43F9	3 x 24	M
	Cove Base	P36C9	6 x 12	M
	Cove Base Outcorner	PC36C9	1 x 6	M

Cove base trim is intended to coordinate with floor tile in the standard 90-degree installation position.

**M** Matte Finish

## INSTALLATION

### Grout Joint Recommendation

### Shade Variation

**Floor Tile:** 1/8" (3/16" when installing tile with a length 15" or greater in a staggered brick-joint pattern; overlap should not exceed 33%.)

 Medium (V2)

**Mosaic Tile:** 1/8"

## PERFORMANCE CHARACTERISTICS

	ASTM#	Result
Water Absorption	C373	< 0.5%
Breaking Strength	C648	≥ 275 lbf
Scratch Hardness	C1895	8.0
Chemical Resistance	C650	Resistant

For additional information on test results, visit us at: [daltile.com/information/TestResults](http://daltile.com/information/TestResults).

## DURABILITY

### Floor Surface Wear Resistance

1 Residential Bathrooms	3 All Residential / Light Commercial
2 All Residential Areas	④ All Residential / Commercial

## NOTES

Since there are variations in all fired ceramic and natural products, tile and trim supplied for your particular installation may not match samples. Final confirmation should be made from actual tiles and trim prior to installation. Manufactured in accordance with ANSI A1371 standards.

Not for use on ramps. Water, oil, grease, improper drainage and certain footwear can create slippery conditions. Floor applications expected to be exposed to these conditions require extra caution in product selection.

For additional information refer to "Factors to Consider" at: [daltile.com/Factors](http://daltile.com/Factors).

To achieve optimal results, all tile should be selected from multiple cartons and shading and graphic arrangement planned prior to installation.

Special consideration needs to be given when installing tiles greater than 15 inches. Please refer to [daltile.com/LargeTiles](http://daltile.com/LargeTiles) for more information.

Special care should be taken when grouting with dark pigmented colors. A grout release is recommended to prevent finely powdered pigments from lodging in the pores of the surface. Use of a latex modified thin-set is recommended for installation.



All or select items within this series meet the requirements for these qualifications. For more information, visit [daltile.com](http://daltile.com).



7834 C.F. Hawn Freeway,  
Dallas, Texas 75217 | 1.800.933.TILE

To view the complete collection of Daltile® products and information, visit our website at [daltile.com](http://daltile.com).



©2026 Daltile (02/26)