




**WOOD LOOK**

**EMERSON WOOD™**  
COLORBODY™ PORCELAIN FLOOR & MOSAIC



# EMERSON WOOD™

COLORBODY™ PORCELAIN FLOOR & MOSAIC

## Modern Restoration

Enrich a contemporary design with the organic look of Emerson Wood™. Emerson Wood features a subtle wirebrush effect over the graining to achieve an authentic cerused wood texture and visual. Combine plank sizes and add the 3D Cube mosaic to elevate your space with visual interest and style. The product selection features StepWise™ Technology, making Emerson Wood a proven winner for outdoor spaces.



Cover photo features Emerson Wood™ Hickory Pecan 6 x 48 on the wall in a chevron pattern and Brazilian Walnut 6 x 48 on the floor in a staggered brick-joint pattern. Above photo features Emerson Wood™ Ash White 3D Cube mosaic on the floor.

### WOOD LOOK

### USAGE



### SPECIAL FEATURES

NOT APPLICABLE FOR ALL PRODUCTS IN THIS SERIES. SEE CHARTS FOR FULL PRODUCT DETAILS.

SIZES:



FINISHES: MATTE

COLOR PALETTE



ASH  
WHITE




BUTTER  
PECAN



BALSAM  
FIR




HICKORY  
PECAN



BRAZILIAN  
WALNUT

COLORBODY™ PORCELAIN FLOOR TILE with STEPWISE™



ASH WHITE EP06



BUTTER PECAN EP01



BALSAM FIR EP04



HICKORY PECAN EP05



BRAZILIAN WALNUT EP03

COLORBODY™ PORCELAIN 3D CUBE MOSAIC with STEPWISE™



ASH WHITE EP06



BUTTER PECAN EP01



BALSAM FIR EP04



HICKORY PECAN EP05



BRAZILIAN WALNUT EP03

50% MORE  
 SLIP RESISTANT  
 THAN ORDINARY TILE\*

\*When compared to tile meeting ANSI standards.



WATERPROOF



STAINPROOF



DENTPROOF



SCRATCH-RESISTANT



FIRE-RESISTANT



INDOOR/OUTDOOR



SIMPLICLEAN™

VISIT THE WHY TILE PAGE AT [WWW.DAL TILE.COM](http://WWW.DAL TILE.COM) FOR A COMPLETE LIST OF QUALIFICATIONS AND EXCLUSIONS.

# EMERSON WOOD™

COLORBODY™ PORCELAIN FLOOR & MOSAIC

WOOD LOOK



## ALL STYLE. NO SLIPS.

Don't tip-toe through life. Step stylishly on non-slip tile that's 50% more slip resistant than ordinary tile. And because it's Daltile, you'll find beautiful natural looks that are waterproof, scratchproof, stainproof and dentproof.

### SIZES

			Thickness	Sq. Ft./ Carton	Pieces/ Carton
	8 x 48 Floor Tile	(7-3/4" x 46-15/16") (19.71 cm x 119.30 cm)	5/16"	15.18	6
	6 x 48 Floor Tile	(5-3/4" x 46-15/16") (14.71 cm x 119.30 cm)	5/16"	15.12	8
	3D Cube Mosaic† (Mesh-mounted)	(11-1/2" x 11-1/2" Sheet) (29.21 cm x 29.21 cm Sheet)	5/16"	6.20	10

† 3D Cube mosaic with StepWise™ technology requires special installation considerations. Please refer to [daltile.com/EmersonWood](http://daltile.com/EmersonWood) for more information.

### APPLICATIONS

	Target DCOF wet	Suitable
Dry & Level – Interior Floor	N/A	✓
Wet & Level – Interior Floor	≥ 0.42	✓
Shower Floors (Residential or Light Commercial)	≥ 0.42	
Exterior Floor Applications (including patios, pool decking & other wet areas with minimal footwear)	≥ 0.60	✓
Ramps & Inclines	≥ 0.65	
Walls/Backsplashes	N/A	✓
Countertops	N/A	✓
Pool Linings	N/A	

A DCOF value of ≥0.42 is the standard for tiles specified for level interior spaces expected to be walked upon when wet, as stated in ANSI A137.1-A326.3. For more information about DCOF and the DCOF AcuTest™, visit [daltile.com/DCOF](http://daltile.com/DCOF).

### APPLICATION NOTES:

Suitable for exterior applications (provided it is noted as suitable in the applications chart above) in freezing and non-freezing climates, when proper installation methods are followed.

### INSTALLATION

Grout Joint Recommendation	Shade Variation
<b>Floor:</b> 1/8" (3/16" when installing tile with a length 15" or greater in a staggered brick-joint pattern; overlap should not exceed 33%) <b>Mosaic:</b> 1/8"	Random (V4)

### PERFORMANCE CHARACTERISTICS

	ASTM#	Result
Water Absorption	C373	< 0.5%
Breaking Strength	C648	> 275 lbs
Scratch Hardness	MOHS	8.0
Chemical Resistance	C650	Resistant

For additional information on test results, visit us at: [daltile.com/information/TestResults](http://daltile.com/information/TestResults).

### DURABILITY

#### Floor Surface Wear Resistance

1	Residential Bathrooms	3	All Residential / Light Commercial
2	All Residential Areas	④	All Residential / Commercial

### NOTES

Since there are variations in all fired ceramic and natural products, tile and trim supplied for your particular installation may not match samples. Final confirmation should be made from actual tiles and trim prior to installation. Manufactured in accordance with ANSI A137.1 standards.

Not for use on ramps. Water, oil, grease, improper drainage and certain footwear can create slippery conditions. Floor applications expected to be exposed to these conditions require extra caution in product selection.

For additional information refer to "Factors to Consider" at: [daltile.com/Factors](http://daltile.com/Factors).

Random visuals enhance the natural beauty of this product. To achieve optimal results, all tile should be selected from multiple cartons and shading and graphic arrangement planned prior to installation.

Special consideration needs to be given when installing tiles greater than 15 inches. Please refer to [daltile.com/LargeTiles](http://daltile.com/LargeTiles) for more information.

Special care should be taken when grouting with dark pigmented colors. A grout release is recommended to prevent finely powdered pigments from lodging in the pores of the surface. Use of a latex modified thin-set is recommended for installation.



All or select items within this series meet the requirements for these qualifications. For more information, visit [daltile.com](http://daltile.com).



7834 C.F. Hawn Freeway,  
Dallas, Texas 75217 | 1.800.933.TILE

To view the complete collection of Daltile® products and information, visit our website at [daltile.com](http://daltile.com).

