



MOSAIC

CRYSTAL SHORES™
GLASS MOSAICS



 **daltile**®
IMAGINE WHAT'S POSSIBLE™


CRYSTAL SHORES™

GLASS MOSAICS

Modern Restoration

Give your walls dimension with the modern visual effect of Crystal Shores. This mosaic blends colored crystallized glass and blocks infused with metallic texture for truly radiant designs. An array of beautiful colors available in two sizes amplify the ambience of relaxing bathrooms and dramatic accents.

- MEMORABLE AND ALLURING
 - Offers trend-defining finishes and a high-end visual
 - Unique blend of crackled glass and pearled glass mosaics
- VERSATILE APPLICATIONS
 - Two sizes: 2 x 1 brick-joint and random linear
 - Four different color blends with stunning finishes
 - Coordinates easily with classic and contemporary floor and wall options



Cover & above photo feature Sapphire Lagoon 2 x 1 brick-joint mosaic.

MOSAIC

USAGE



FLOOR



WALL



COUNTERTOP



SHOWER FLOOR



EXTERIOR FLOOR



STEPWISE™



TRU-EDGE™



MADE IN THE U.S.A.



LARGE FORMAT



MOSAIC/DECO



ENCAUSTIC



TERRAZZO



PAVER



CUSTOMIZE



FLEXFIT™



GLASS



LOW HIGH

NOT APPLICABLE FOR ALL PRODUCTS IN THIS SERIES. SEE CHARTS FOR FULL PRODUCT DETAILS.

SPECIAL FEATURES

SIZES:



2 x 1
Brick-Joint
Mosaic



Random Linear
Mosaic

FINISHES: GLOSSY

2 X 1 BRICK-JOINT MOSAIC



DIAMOND DELTA CS93



SAPPHIRE LAGOON CS95



EMERALD ISLE CS96



COPPER COAST CS97

RANDOM LINEAR MOSAIC



DIAMOND DELTA CS93



SAPPHIRE LAGOON CS95



EMERALD ISLE CS96





COPPER COAST CS97

CRYSTAL SHORES™

GLASS MOSAICS

MOSAIC

SIZES

| | Thickness | Sq. Ft./ Carton | Pieces/ Carton |
|--------------------------------------------------------------------------------------------------------------------------------------------------------------------------------------|-----------|--------------------|-------------------|
|  2 x 1 Brick-Joint Mosaic (Mesh-mounted) (12-3/4" x 11-3/4" Sheet) (32.39 cm x 29.80 cm Sheet) | 5/16" | 9.70 | 10 |
|  Random Linear Mosaic (Mesh-mounted) (13-7/8" x 11-3/4" Sheet) (35.24 cm x 29.80 cm Sheet) | 5/16" | 9.70 | 10 |

APPLICATIONS

| | Target DCOF wet | Suitable |
|------------------------------------------------------------------------------------------------------|--------------------|----------|
| Dry & Level – Interior Floor | N/A | |
| Wet & Level – Interior Floor | ≥ 0.42 | |
| Shower Floors (Residential or Light Commercial) | ≥ 0.42 | |
| Exterior Floor Applications (including patios, pool decking & other wet areas with minimal footwear) | ≥ 0.60 | |
| Ramps & Inclines | ≥ 0.65 | |
| Walls/Backsplashes | N/A | ✓ |
| Countertops | N/A | |
| Pool Linings | N/A | |

APPLICATION NOTES:

Suitable for exterior applications (provided it is noted as suitable in the applications chart above) in freezing and non-freezing climates, when proper installation methods are followed.

Using a sealer is recommended prior to grouting. Refer to manufacturer's instructions for this specific product.

INSTALLATION

| Grout Joint Recommendation | Shade Variation |
|----------------------------|-------------------------------------------------------------------------------------------------|
| 1/8" Approximately |  Random (V4) |

PERFORMANCE CHARACTERISTICS

| | ASTM# | Result |
|---------------------|-------|-----------|
| Water Absorption | C373 | < 0.1% |
| Breaking Strength | C648 | > 100 lbs |
| Scratch Hardness | MOHS | 4.0 |
| Chemical Resistance | C650 | Resistant |

For additional information on test results, visit us at: daltile.com/information/TestResults.

NOTES

Crystal Shores is produced using a special manufacturing process that makes each piece unique. Color, shading and irregular edges are characteristics of Crystal Shores and are inherent in standard production. These subtle variations can impact the final grout joint appearance and enhance the natural visual of this series.

Strong random shading enhances the natural beauty of this product. To achieve optimal results, tile should be selected from multiple cartons and shading arrangement planned prior to installation.

Since there are variations in all glass products, tile supplied for your particular installation may not match these samples. Final color selection should be made from actual tiles and not from tile samples or color reproductions. Manufactured in accordance with ANSI A137.2 standards.

For additional information refer to "Factors to Consider" at daltile.com/Factors.



ZEROTOX
Healthy Homes | Healthy Planet

7834 C.F. Hawn Freeway,
Dallas, Texas 75217 | 1.800.933.TILE

To view the complete collection of
Daltile® products and information,
visit our website at daltile.com.

 **daltile**®
IMAGINE WHAT'S POSSIBLE™
©2023 Daltile (8/23)