



STONE LOOK

CALGARY™ +



50% MORE
SLIP RESISTANT
THAN ORDINARY TILE*

*When compared to the leading ANSI Standard.

COLORBODY™ PORCELAIN AND GLAZED CERAMIC WITH STEPWISE™ TECHNOLOGY



 daltile®

CALGARY™

COLORBODY™ PORCELAIN AND GLAZED CERAMIC WITH STEPWISE™ TECHNOLOGY


Stay grounded with this traditional stone look tile, Calgary, inspired by the natural stone of the English countryside. Infuse tranquility into any space with a calming color selection available in a matte finish, large size options, and a coordinating glazed ceramic mosaic. Center your indoor and outdoor retreat around this organic ColorBody™ Porcelain with StepWise™ Technology.

STONE LOOK

USAGE



SPECIAL FEATURES



Cover photo features Calgary™ Fawn 24 x 24 matte on the exterior floor.

Above photo features Calgary™ Fog 12 x 24 matte on the walkway and Panoramic Porcelain Surfaces™ Metallic Selection Brass cladding on the building.


NOT APPLICABLE FOR ALL PRODUCTS IN THIS SERIES. SEE CHARTS FOR FULL PRODUCT DETAILS.

SIZES:



FINISHES: MATTE | POLISHED

COLOR PALETTE



COLORBODY™ PORCELAIN FLOOR TILE



LEGACY CG40



FAWN CG41



FOG CG42



ARMOR CG43

GLAZED CERAMIC 2 x 2 STRAIGHT-JOINT MOSAIC TILE



LEGACY CG40



FAWN CG41



FOG CG42



ARMOR CG43

50% MORE
SLIP RESISTANT
THAN ORDINARY TILE*

*When compared to tile meeting ANSI standards.



WATERPROOF



STAINPROOF



DENTPROOF



SCRATCH-RESISTANT*
*Applicable to products with Matte and Textured Finishes



FIRE-RESISTANT



INDOOR/OUTDOOR



SIMPLICLEAN™








VISIT THE WHY TILE PAGE AT WWW.DAL TILE.COM FOR A COMPLETE LIST OF QUALIFICATIONS AND EXCLUSIONS.

CALGARY™

COLORBODY™ PORCELAIN AND GLAZED CERAMIC WITH STEPWISE™ TECHNOLOGY

STONE LOOK

SIZES

			Thickness	Finish	Made in U.S.A.
	24 x 48 Floor Tile	23-3/8" x 46-15/16" (59.44 cm x 119.20 cm)	5/16"	M P	
	24 x 24 Floor Tile	23-3/8" x 23-3/8" (59.44 cm x 59.44 cm)	5/16"	M P	
	12 x 24 Floor Tile	11-5/8" x 23-3/8" (29.56 cm x 59.44 cm)	5/16"	M P	
	2 x 2 Straight-Joint Mosaic Tile (Dot-mounted)	12" x 24" Sheet (30.48 cm x 60.96 cm Sheet)	1/4"	M	

Made in the U.S.A. designation is subject to change. Please visit daltile.com for the most current manufacturing information.

M Matte Finish **P** Polished Finish

APPLICATIONS

	Target DCOF wet	Suitable
Dry & Level – Interior Floor	N/A	✓
Wet & Level – Interior Floor	≥ 0.42	✓*
Shower Floors – Standard Center Drain	≥ 0.42	✓**
Shower Floors – Linear Drain	≥ 0.60	✓***
Exterior Floor Applications (including patios, pool decking & other wet areas with minimal footwear)	≥ 0.60	✓*
Ramps & Inclines	≥ 0.65	
Walls/Backsplashes	N/A	✓
Countertops	N/A	✓
Pool Linings	N/A	✓**

A DCOF value of ≥0.42 is the standard for tiles specified for level interior spaces expected to be walked upon when wet, as stated in ANSI A137.1-A326.3. For more information about DCOF and the DCOF AcuTest™, visit daltile.com/DCOF.

APPLICATION NOTES:

Floor tile suitable for exterior applications (provided it is noted as suitable in the applications chart above) in freezing and non-freezing climates, when proper installation methods are followed.

Mosaic tile is suitable for exterior applications (provided it is noted as suitable in the applications chart above) in non-freezing climates, when proper installation methods are followed.

* Matte finish only.

** Mosaic tile only.

*** 12 x 24 and 2 x 2 Mosaic tile in matte finish only




 **PRE-CONSUMER RECYCLED MATERIALS**

 **POST-CONSUMER RECYCLED MATERIALS**

 **REVEAL IMAGING®**

All or select items within this series meet the requirements for these qualifications. For more information, visit daltile.com.

TRIM

	Type	Number	Size	Finish
	Bullnose	P43F9	3 x 24	M P
	Cove Base	P36C9	6 x 12	M
	Cove Base Outcorner	PC36C9	1 x 6	M

Cove base trim is intended to coordinate with floor tile in the standard 90-degree installation position.

M Matte Finish **P** Polished Finish

INSTALLATION

Grout Joint Recommendation

Shade Variation

Floor Tile: 1/8" (3/16" when multiple sizes are installed in a modular pattern, and/or when installing tile with a length 15" or greater in a staggered brick-joint pattern; overlap should not exceed 33%.)

 Medium (V2)

Mosaic Tile: 1/8"

PERFORMANCE CHARACTERISTICS

	ASTM#	Matte Result	Polished Result	Mosaic Result
Water Absorption	C373	< 0.5%	< 0.5%	< 3.0%
Breaking Strength	C648	> 275 lbf	> 275 lbf	> 250 lbf
Scratch Hardness	C1895	8.0	6.0	8.0
Chemical Resistance	C650	Resistant	Resistant	Resistant

For additional information on test results, visit us at: daltile.com/information/TestResults.

DURABILITY

Floor Surface Wear Resistance

1 Residential Bathrooms	3	All Residential / Light Commercial
2 All Residential Areas	④	All Residential / Commercial

NOTES

Since there are variations in all fired ceramic and natural products, tile and trim supplied for your particular installation may not match samples. Final confirmation should be made from actual tiles and trim prior to installation. Manufactured in accordance with ANSI A137.1 standards.

Not for use on ramps. Water, oil, grease, improper drainage and certain footwear can create slippery conditions. Floor applications expected to be exposed to these conditions require extra caution in product selection.

For additional information refer to "Factors to Consider" at: daltile.com/Factors

To achieve optimal results, all tile should be selected from multiple cartons and shading and graphic arrangement planned prior to installation.

Special consideration needs to be given when installing tiles greater than 15 inches. Please refer to daltile.com/LargeTiles for more information.

Manufacturer Advisory: All tile is measured by the DCOF AcuTest™ method. Tiles with DCOF values <0.42 are not recommended for use in areas with wet or slippery conditions. For more information, see ANSI standard A137.1 section 6.2.2.1.10, available at www.tileusa.com.

Special care should be taken when grouting with dark pigmented colors. A grout release is recommended to prevent finely powdered pigments from lodging in the pores of the surface. Use of a latex modified thin-set is recommended for installation.

 **CERTIFIED PORCELAIN™**
TILE
0.0% or less water absorption



ZEROTOX

7834 C.F. Hawn Freeway,
Dallas, Texas 75217 | 1.800.933.TILE

To view the complete collection of Daltile® products and information, visit our website at daltile.com.

 **daltile®**

©2026 Daltile (02/26)